

Proceeding Paper

# Modeling and FEM Simulation of Love Wave SAW-Based Dichloromethane Gas Sensor <sup>†</sup>

Anoop A V <sup>\*</sup>, Bhargav Panchal and Soney Varghese

Nanomaterials & Devices Research Laboratory, School of Materials Science and Engineering, National Institute of Technology, Calicut 673601, Kerala, India

<sup>\*</sup> Correspondence: anoop\_p190146mt@nitc.ac.in

<sup>†</sup> Presented at the 9th International Electronic Conference on Sensors and Applications, 1–15 Nov 2022; Available online: <https://ecsa-9.sciforum.net/>.

**Abstract:** In this paper, surface acoustic wave (SAW) technology based on love waves was designed in three dimensions for finite element modelling (FEM) and analysis in order to detect volatile organic compounds (VOC). A thin layer of polyisobutylene (PIB), which acted as the sensing layer, was placed on top of the guiding layer of SiO<sub>2</sub> and interdigitated electrodes (IDE), which were modelled on a piezoelectric substrate. The substrate is selected as 64° YZ-cut Lithium niobate (LiNbO<sub>3</sub>) for love wave generation, and the lightweight electrodes that were made of Aluminium (Al). Analytical simulations were conducted using COMSOL Multiphysics 6.0 software.

**Keywords:** surface acoustic wave; love wave; COMSOL Multiphysics; 3D gas sensor; VOC

**Citation:** A V, A.; Panchal, B.; Varghese, S. Modeling and FEM Simulation of Love Wave SAW-Based Dichloromethane Gas Sensor. *Eng. Proc.* **2022**, *4*, x. <https://doi.org/10.3390/xxxxx>

Academic Editor: Francisco Falcone

Published: 1 November 2022

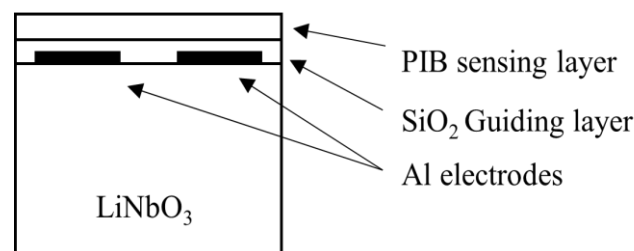
**Publisher's Note:** MDPI stays neutral with regard to jurisdictional claims in published maps and institutional affiliations.



**Copyright:** © 2022 by the authors. Submitted for possible open access publication under the terms and conditions of the Creative Commons Attribution (CC BY) license (<https://creativecommons.org/licenses/by/4.0/>).

## 1. Introduction

Dichloromethane (DCM) or methyl chloride is a volatile organic compound (VOC) infamous for its carcinogenic properties. The gas mainly used in industrial solvents is found to cause lung and liver cancers in animal experiments, whereas they are proven to cause cancers of the brain, liver, and a few types of blood cancers including Non-Hodgkin's lymphoma in humans [1]. Among the various techniques available today for the detection of gases in atmospheric air the SAW (Surface Acoustic Wave) sensors are highly accurate. SAW offers higher sensitivity, simplicity of fabrication, rapid response time, room temperature operation, and the possibility of wireless operation at low costs [2]. The sensor consists of an input interdigitated electrodes (IDE) that transforms electrical signal to waves of surface acoustic wave nature, and an IDE device at the output that converts the waves back to electrical output signals, both are lithographically etched on a piezoelectric substrate. These IDEs are made of Aluminium (Al). The schematic diagram is shown in the Figure 1.



**Figure 1.** Schematic diagram.

## 2. Design Methodology

The interface of two solid elastic substrate layers, one of which is quite thick and the other of which is a thin layer on top of the thick layer, is where the love waves are produced. When love waves are generated, very high acoustic energies are centred in the thin guiding layer [3].

The wavelength of designed frequency  $\lambda$  can be calculated by following equation

$$\lambda = v_R / f_0 \tag{1}$$

where  $v_R$  is acoustic velocity in Lithium niobate substrate and  $f_0$  is the designed SAW center frequency. The total concentration of gas,  $c$  in air is calculated with

$$c = (c_0 \cdot P) / RT \tag{2}$$

where  $c$  is in moles/m<sup>3</sup>,  $c_0$ ,  $P$ ,  $R$  and  $T$  are concentration in parts per million (ppm), atmospheric pressure, gas constant and Temperature respectively.

$$\rho_{gas/PIB} = K \cdot M_{DCM} \tag{3}$$

$K$  is the gas's air/PIB partition coefficient, and  $M$  is the molar mass of DCM. Equation (2) represents the density of gas absorbed by the PIB film.

$$\rho_{total} = \rho_{PIB} + \rho_{gas/PIB} \tag{4}$$

The Equation (3) provides the total density of PIB film is equal to the addition of the density of PIB film and is the partial density of gas in air [4–6].

The parameters for the DCM gas are shown Table 1

**Table 1.** DCM parameters.

Description	Value
DCM concentration in air	0.040874 mol/m <sup>3</sup>
Molar mass of DCM	0.08493 kg/mol
PIB/air partition constant for DCM	30.346
Mass concentration of DCM in PIB	0.10534 kg/m <sup>3</sup>

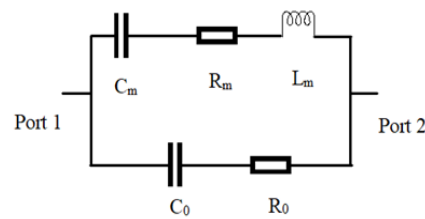
The equivalent circuit as shown in Figure 2 contains two loss resistors and storing element of capacitor and inductor.  $R_0$  is parasitic resistance of the Lithium niobate substrate.  $C_0$  is a static capacitance.  $C_m$ ,  $R_m$  and  $L_m$  is motional resistor, inductor and capacitance. Where  $f_s$  is the resonance frequency and  $f_p$  is the anti-resonance frequency and  $Q_s$  &  $Q_p$  are corresponding quality factor [7,8]. The value of equivalent circuit component can be obtained from following equations.

$$C_m = C_0 \left( \left( \frac{f_p}{f_s} \right)^2 - 1 \right) \tag{5}$$

$$L_m = \frac{1}{(2\pi f_s)^2 C_m} \tag{6}$$

$$R_m = \frac{1}{Q_s} \sqrt{\frac{L_m}{C_m}} \tag{7}$$

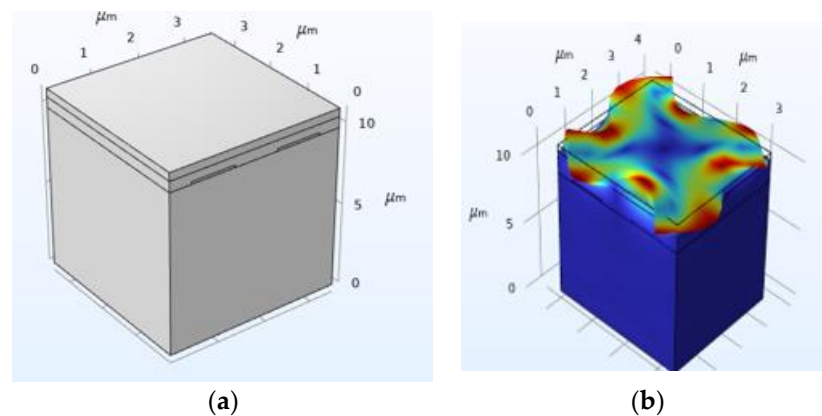
$$R_0 = \frac{1}{(2\pi f_p C_0 Q_p)} \tag{8}$$



**Figure 2.** Equivalent circuit of SAW resonator.

### 3. Results and Discussion

The device 3D geometry is shown in the Figure 3a. The SAW device's central frequency is set to 1GHz. The PIB sensing layer thickness and guiding layer thickness were optimized with respect to  $\lambda$  and quality factor values were recorded. When the SAW gas sensor was subjected up to 1000 ppm of gas in the air, the resonance frequency decreased due to the mass loading impact on the sensor layer. Figure 3b shows the von mises stress (surface deformation plots) at 1000 ppm of DCM. The results ensured the production of love waves on the surface of  $\text{LiNbO}_3$ .



**Figure 3.** (a): Proposed 3D design of the SAW unit cell, (b): Surface deformation.

The resonance and anti-resonance frequencies ( $f_s$  &  $f_p$ ) were found to be 1.036 GHz and 1.038 GHz, respectively, as shown in Figure 4. The lowest SAW mode was split into two Eigen solutions by the IDE and PIB film. The resonant mode frequency or the lowest frequency, is where waves interfere constructively during propagation. The other represents the anti-resonance frequency at which waves interfere destructively. These two frequencies are the boundaries of the stop band and do not support wave propagation.

The frequency shift of the sensor with 0 to 1000 ppm dichloromethane gas concentration varies linearly with PIB thickness. These results guarantee the stability of the love wave gas sensor for various gas concentrations (0 to 1000 ppm). The adsorbed DCM increases the PIB mass density and lowers the phase velocity and consequently the operating frequency, that can be associated to the concentration of investigated gas. Figure 5a depicts the dependency of the resonance frequency shift on the concentration of the DCM gas. The frequency shift  $\Delta f$  of the device can be calculated as  $\Delta f = f - f_0$ , where  $f$  and  $f_0$  are the resonance frequencies after and the corresponding value before the exposure to the gas, respectively (i.e., a negative value) [9].

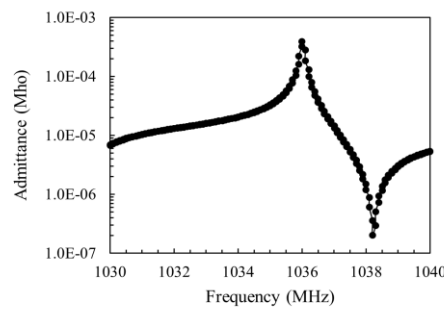


Figure 4. Admittance plot.

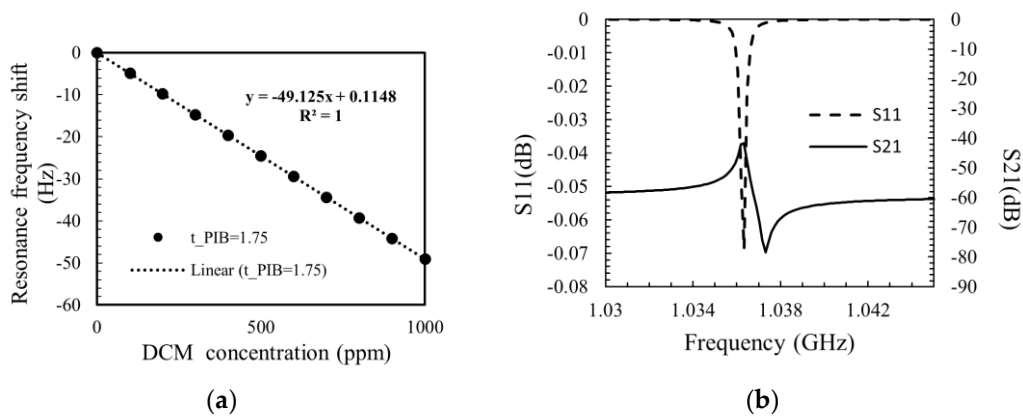


Figure 5. (a) Frequency shift of the sensor with dichloromethane gas concentration (b) QUCS  $S_{11}$  &  $S_{21}$  spectrum when DCM = 0 ppm.

The Figure 5a shows the frequency shift against the gas concentration with sensitivity of 49 Hz/ppm for dichloromethane (DCM) gas.

The equivalent circuit is extracted from the COMSOL and the parameter of the circuit is shown in Table 2. It shows the effect of DCM gas sensing on the circuit parameter. The circuit component of motional resistance ( $R_m$ ) decreases, whereas the parasitic resistance ( $R_0$ ) increases after the DCM gas exposure to the SAW. The Figure 5b shows equivalent circuit simulation in Quite Universal Circuit simulator. The  $S_{11}$  of the simulation results showed the 0 ppm concentrations around 1036 MHz with  $-0.07$  dB attenuation. Similarly the insertion loss parameters were obtained with the  $S_{21}$  spectrum (Figure 5b).

Table 2. Equivalent circuit components.

Circuit Parameters	when DCM = 0 ppm	when DCM = 1000 ppm
$C_m$	3.13E-18 F	3.12E-18 F
$L_m$	7.54E-03 H	7.55E-03 H
$R_m$	10,739.28662 $\Omega$	5690.975672 $\Omega$
$R_0$	1.88E+01 $\Omega$	8.00E+00 $\Omega$
$C_0$	7.54E-03 H	1.62E-15 F

#### 4. Conclusions

Using COMSOL Multiphysics 6.0, [9] simulations of  $\text{LiNbO}_3$  based SAW devices have been performed in the present work. The essential data required for the design of a SAW device, such as the type of SAW, its resonance frequencies, and its quality factor, have been extracted. The device was discovered to support love wave mode with a resonance frequency of 1.036 GHz. The linear shift of the carrier concentration provides the gas sensor's stability from 0 to 1000 ppm concentration. The change in S parameter values gave

the quantity of DCM gas adsorbed on the PIB sensing layer. The proposed simulation model can be used for further SAW device research and development based on LiNbO<sub>3</sub>.

**Author Contributions:** Conceptualization, A.A.V., B.P and S.V.; methodology, A.V and B.P.; software, A.V and B.P.; validation, S.V, B.P and A.A.V.; formal analysis, A.A.V., B.P and S.V.; investigation, A.A.V., B.P and S.V.; resources, A.A.V. and B.P data curation, A.A.V.; writing—original draft preparation, A.A.V.; writing—review and editing, S.V.; visualization, A.A.V.; supervision, S.V.; project administration, S.V. All authors have read and agreed to the published version of the manuscript.

**Funding:** This research received no external funding.

**Institutional Review Board Statement:** Not applicable.

**Informed Consent Statement:**

**Data Availability Statement:** Not applicable.

**Acknowledgments:** The authors thank the Indian Science Technology and Engineering facilities Map (I-STEM), a program supported by the office of the Principal Scientific Adviser to the Govt of India, for enabling access to the COMSOL Multiphysics 6.0 software suite used to carry out this work.

**Conflicts of Interest:** The authors declare no conflicts of interest.

## References

1. United States Environmental Protection Agency. (An Official Website of United States Govt): Volatile Organic Compounds—Indoor Air Quality. Available online: <https://www.epa.gov/> (accessed on).
2. Campbell, C. *Surface Acoustic Wave Devices and Their Signal Processing Applications*; Elsevier: Amsterdam, The Netherlands, 2012, ISBN 0-12-157345-1.
3. Matatagui, D.; Fontecha, J.; Fernández, M.J.; Oliver, M.J.; Hernando-García, J.; Sánchez-Rojas, J.L.; Gràcia, I.; Cané, C.; Santos, J.P.; Horrillo, M.C. Comparison of two types of acoustic biosensors to detect immunoreactions: Love-wave sensor working in dynamic mode and QCM working in static mode, *Sens. Actuators B* **2013**, *189*, 123–129, <https://doi.org/10.1016/j.snb.2013.02.003>.
4. Kumar, M.; Bhadu, D. Design Performance and Frequency Response Analysis of SAW-Based Sensor for Dichloromethane Gas Sensing Amidst the COVID-19. *J. Vib. Eng. Technol.* **2021**, *9*, 725–732. <https://doi.org/10.1007/s42417-020-00257-8>.
5. Panchal, B.; Varghese, S. 3D FEM Simulation and Analysis of Fractal Electrode-Based FBAR Resonator for Tetrachloroethene (PCE) Gas Detection. *Fractal Fract.* **2022**, *6*, 491. <https://doi.org/10.3390/fractalfract6090491>.
6. Ho, C.K.; Lindgren, E.R.; Rawlinson, K.S.; McGrath, L.K.; Wright, J.L. Development of a Surface Acoustic Wave Sensor for *In-Situ* Monitoring of Volatile Organic Compounds. *Sensors* **2003**, *3*, 236–247. <https://doi.org/10.3390/s30700236>.
7. Gao, L.; Yang, Y.; Gong, S. Wideband Hybrid Monolithic Lithium Niobate Acoustic Filter in the K-Band. *IEEE Trans. Ultrason. Ferroelectr. Freq. Control* **2021**, *68*, 1408–1417. <https://doi.org/10.1109/TUFFC.2020.3035123>.
8. Hashimoto, K. (Ed.) *RF Bulk Acoustic Wave Filters for Communications*; Artech House: Norwood, MA, USA, 2009, ISBN 9781596933217.
9. Moustafa, M.; Laouini, G.; Alzoubi, T. Finite Element Analysis of SAW Sensor with ZnO Substrate for Dichloromethane (DCM) Gas Detection. *Arch. Acoust.* **2021**, *46*, 419–426. <https://doi.org/10.24425/aoa.2021.138135>.
10. Available online: [www.comsol.com](http://www.comsol.com) (accessed on).
11. Available online: [www.istem.gov.in](http://www.istem.gov.in) (accessed on).