



Santolina chamaecyparissus L.:

a brief overview of its medicinal properties

ECB
2023

Tiago Azevedo, Ana I. Faustino-Rocha, Lillian Barros, Tiane C. Finimundy, Manuela Matos, Paula A. Oliveira

- Plants have been used for **therapeutic purposes** for centuries, and many modern drugs are **derived from natural compounds**
- This presentation focuses on ***Santolina chamaecyparissus***, a plant native to the **Mediterranean region**, and reviews its **potential medicinal properties**, which have yet to be fully explored
- Cotton-lavender** (*Santolina chamaecyparissus* L.) belongs to the Asteraceae family and is a small, compact evergreen plant with **greyish leaves** and **yellow inflorescences**



Santolina chamaecyparissus L. growing in the wild, captured in Vila Real, Portugal, in June 2022.



Analgesic, anti-inflammatory, antimicrobial, antioxidant, antispasmodic, hepatoprotective, anti-cancer, and antidiabetic properties have been reported in this plant's extracts, giving insights to its uses in folk medicine



Despite its potential, there is a lack of studies exploring the medicinal properties of this plant



To fulfil this, the present work aims to provide the readers with a review of the medicinal properties of *S. chamaecyparissus*, highlighting their importance as a potential source of compounds with therapeutic properties

ANALGESIC

-  **Pain management** is a major **challenge** in **modern medicine**, and there is a need for novel approaches to treat both acute and chronic pain

Several extracts of *S. chamaecyparissus* and a lyophilized infusion made from the plant's aerial parts were tested in thermic and mechanical analgesia tests on mice and rats



Hexanic and chloroformic extracts led to a significant increase in response time to both stimulus



Giner *et al.* (1988)

ANTI-INFLAMMATORY



Giner *et al.* (1988); Giner *et al.* (1989); Ríos *et al.* (1989); Cuéllar *et al.* (1998); Sala *et al.* (1999); Boudoukha *et al.* (2016); Djarmouni *et al.* (2018); Meriem *et al.* (2018)

- Inflammation is linked to many diseases like Alzheimer's and rheumatoid arthritis
- The extracts were effective in reducing inflammation induced by various methods including injections of carrageenan, PMA, and PLA₂

Phytotherapy
Research

Review Paper

CNS depressant effects, anti-inflammatory activity and anti-cholinergic actions of *Santolina chamaecyparissus* extracts

R. M. Giner, J. L. Ríos, A. Villar

First published: March 1988 | <https://doi.org/10.1002/ptr.2650020106> | Citations: 11

Chloroformic extract was more effective than phenylbutazone at the highest concentration

ANTIMICROBIAL



Suresh *et al.* (1997); Djeddi *et al.* (2012); Khubeiz and Mansour (2016); Chirane *et al.* (2019); AlMotwaa and Al-Otaibi (2022)

Antibiotic resistance and emergence of new disease-causing agents are global health concerns, and so developing new pharmaceuticals or alternative drug sources is necessary

 Free access | Research article | First published online July 1, 2012

In vitro Antimicrobial Properties and Chemical Composition of *Santolina chamaecyparissus* Essential Oil from Algeria

Samah Djeddi , Khadidja Djebile, [...], and Helen Skaltsa  [View all authors and affiliations](#)

[All Articles](#) | <https://doi.org/10.1177/1934578X1200700735>

S. chamaecyparissus essential oil strongly inhibited the growth of *Klebsiella pneumoniae* and *C. albicans*

Formulation design, statistical optimization and *in vitro* biological activities of nano-emulsion containing essential oil from cotton-lavender (*Santolina chamaecyparissus* L.)

Sahar M. AlMotwaa ^{*},¹, Waad A. Al-Otaibi ¹


Department of Chemistry, College of Science and Humanities, Shaqra University, Shaqra, Saudi Arabia

The most sensitive bacteria strains were the gram-positive bacteria *S. aureus* and the methicillin-resistant strain, MRSA

ANTIOXIDANT

- Reactive oxygen species, like free radicals, can harm both humans and animals
- Researchers are searching for compounds that protect against their effects

Phytochemical Analysis and Hepatoprotective Activity of Algerian *Santolina chamaecyparissus* L. Extracts


Dalila Messaoudi ; Hamama Bouriche  ; Ibrahim Demirtas ; Abderrahmane Senator

Annual Research & Review in Biology, Page 1-12

DOI: [10.9734/ARRB/2018/40346](https://doi.org/10.9734/ARRB/2018/40346)

Published: 20 March 2018

Anti-inflammatory and Xanthine Oxidase Inhibition Activities of *Santolina chamaecyparissus* Extracts

Meriem Djarmouni  ; Abderrahmane Baghiani ; Moufida Adjadj ; Lekhmici Arrar

Annual Research & Review in Biology, Page 1-7

DOI: [10.9734/ARRB/2018/39084](https://doi.org/10.9734/ARRB/2018/39084)

Published: 25 January 2018

Restored hepatic superoxide dismutase and catalase activities in CCL₄ intoxicated rats

High inhibition of xanthine oxidase activity



Djarmouni *et al.* (2018); Messaoudi *et al.* (2018)

ANTISPASMODIC



Giner *et al.* (1988); Giner *et al.* (1989)



Antispasmodic drugs are used to manage musculoskeletal tension and anxiety, which can affect quality of life



Journal of Ethnopharmacology

Volume 27, Issues 1–2, November 1989, Pages 1–6



Inhibitory effects of *santolina chamaecyparissus* extracts against spasmogen agonists

R.M. Giner^a, J.L. Ríos^a , A. Villar^b

Antagonized rat duodenum contractions (acetylcholine-induced), guinea-pig ileum (histamine-induced), rat vas deferens (noradrenaline-induced) and rat uterus (serotonin-induced).

HEPATOPROTECTIVE

Messaoudi *et al.* (2018)

The liver is a vital organ that plays numerous important roles, including the metabolism of proteins, lipids, and carbohydrates

Phytochemical Analysis and Hepatoprotective Activity of Algerian *Santolina chamaecyparissus* L. Extracts

Dalila Messaoudi ; Hamama Bouriche  ; Ibrahim Demirtas ; Abderrahmane Senator

Annual Research & Review in Biology, Page 1-12

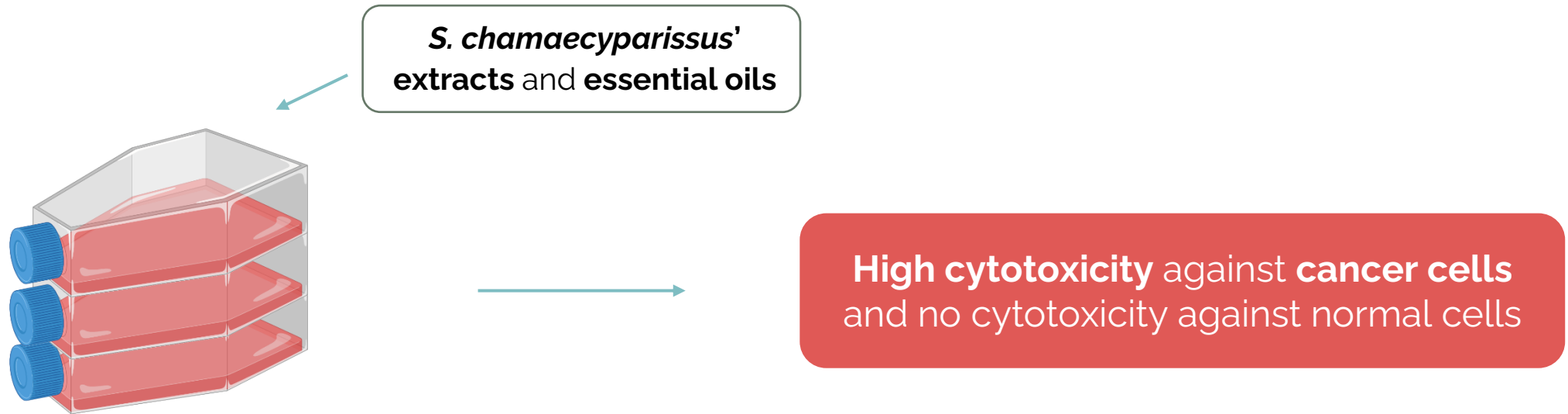
DOI: [10.9734/ARRB/2018/40346](https://doi.org/10.9734/ARRB/2018/40346)

Published: 20 March 2018

Reduced concentration of serum markers, which increase with liver damage induced by CCl₄ and protected against steatosis and hepatocytic necrosis

ANTICANCER

- Finding effective and safe cancer treatments is a major goal in modern medicine, as many traditional treatments are toxic to both cancer and normal cells



HepG2, A549, SA7 and
MCF-7 cell lines



Elsharkawy (2014); Elsharkawy and Aljohar (2016); Saygideger *et al.* (2021); Ali *et al.* (2021); AlMotwaa and Al-Otaibi (2022)

ANTIDIABETIC

Ali *et al.* (2021)

- Diabetes, particularly of type 2, is a rapidly increasing global issue, with numerous complications, such as cardiovascular disease, ischemic heart disease, peripheral vascular disease, retinopathy, neuropathy, and nephropathy

Original article

Chemical characterization, antidiabetic and anticancer activities of *Santolina chamaecyparissus*

Abuzer Ali^a  , Amena Ali^b, Musarrat Husain Warsi^c, Wasim Ahmad^d, Abu tahir^e



In vitro α -glucosidase assay



Significant reduction of α -glucosidase activity

OTHERS

Giner *et al.* (1988)

Phytotherapy Research



Review Paper

CNS depressant effects, anti-inflammatory activity and anti-cholinergic actions of *Santolina chamaecyparissus* extracts

R. M. Giner, J. L. Ríos, A. Villar

First published: March 1988 | <https://doi.org/10.1002/ptr.2650020106> | Citations: 11




Anti-ulcerous activity using a stress-induced female Sprague-Dawley rat ulcer model

Reduction of spontaneous activity of female mice using an Animex S counter

“Bioactive compounds have the potential to improve human health through regulating biological processes.”

Banwo *et al.* (2021)

Banwo, K. *et al.* (2021) 'Functional importance of bioactive compounds of foods with Potential Health Benefits: A review on recent trends', Food Bioscience, 43, p. 101320.

-  Medicinal plants, such as *S. chamaecyparissus*, have been used for a long time in folk medicine and are known to have a range of beneficial properties
-  *S. chamaecyparissus* has shown a range of effects in both *in vitro* and *in vivo* studies
-  More research is needed to understand the mechanisms behind these effects and to determine the potential clinical applications of *S. chamaecyparissus* for treating human diseases

THANK YOU FOR YOUR ATTENTION!



Acknowledgements: This work was supported by National Funds by FCT - Portuguese Foundation for Science and Technology, under the projects UIDB/04033/2020 (CITAB) and LA/P/0126/2020 (Inov4Agro), UIDB/00690/2020 and UIDP/00690/2020 (CIMO) and LA/P/0007/2021 (SusTEC); L.B. thanks FCT through the institutional scientific employment program-contract for her contract.