

Proceeding Paper

# Mechanical Performance of Protective Epoxy Coatings with Bio-Based Ingredients for Flax-Fiber Composites <sup>†</sup>

Pieter Samyn <sup>\*</sup>, Wannes Lembrechts, Patrick Cosemans and Linde De Vriese

SIRRIS—Department Innovations in Circular Economy, Gaston Geenslaan 8, B-3001 Leuven, Belgium; email1@email.com (W.L.); email2@email.com (P.C.); email3@email.com (L.D.V.)

<sup>\*</sup> Correspondence: pieter.samyn@sirris.be

<sup>†</sup> Presented at the 4th International Electronic Conference on Applied Sciences, 27 October–10 November 2023; Available online: <https://asec2023.sciforum.net/>.

**Abstract:** With its long and continuous cellulose fibers, flax offers excellent specific tensile strength and stiffness relatively to other natural fibers such as hemp or jute and it is widely used as fiber reinforcement in composites with relevance in industries such as automotive, sports and maritime environment. However, the use of natural fibers poses additional challenges relative to synthetic fibers to ensure functional lifetime of composites: in particular, water resistance and resistance against UV conditions should be improved for outdoor use. Therefore, a protective coating offering high resistance against environmental conditions and mechanical damage can be applied to avoid direct surface exposure of the natural fibers. The linseed oil or wax coatings increase hydrophobic surface properties and limit water ingress, but they have drawbacks such as extended curing periods through oxidative crosslinking and weak mechanical performance. Seeking alternatives for natural fiber composites, the potential for biobased crosslinked coatings to enhance mechanical robustness, surface protection and durability was explored by screening various coating grades including bio-based epoxy resin, diluents and crosslinkers. The epoxy coatings with a bio-based phenalkamine crosslinker offer higher hardness and scratch resistance and the water resistance was improved in presence of the amine crosslinker with long alkyl chains. In parallel, the mechanical abrasion resistance of crosslinked coatings hugely increased in relation with the intrinsic mechanical properties and crosslinking density of the coating. The processing of the epoxy coatings was further enhanced by adding a biobased trifunctional diluent with low viscosity, while providing limited shrinkage and good compatibility with the composite substrate. Moreover, the UV resistance was better for epoxy coatings with a biobased diluent likely through migration effects and formation of a protective layer at the outer surface.

**Citation:** Samyn, P.; Lembrechts, W.; Cosemans, P.; De Vriese, L. Mechanical Performance of Protective Epoxy Coatings with Bio-Based Ingredients for Flax-Fiber Composites. *Eng. Proc.* **2023**, *52*, x. <https://doi.org/10.3390/xxxxx>

Academic Editor(s): Name

Published: date



**Copyright:** © 2023 by the authors. Submitted for possible open access publication under the terms and conditions of the Creative Commons Attribution (CC BY) license (<https://creativecommons.org/licenses/by/4.0/>).

**Keywords:** composites; lifetime; protection; coating; water resistance; mechanical resistance

## 1. Introduction

The natural fiber composites can offer a sustainable replacement of common composite materials, where naturally sourced fibers from annual plants or agricultural residues may replace the traditional reinforcement fibers such as glass or carbon fibers. Typical composite applications are products that require high structural efficiency and long-time reliability, e.g., as used in aerospace, energy, construction and sports industries. The fibers determine the material strength and stiffness, the polymer matrix dominates the surface properties such as roughness and outdoor resistance. The production of glass and carbon fiber is very energy-intensive, in addition, it is a challenge for traditional composites to preserve the material value during end-of-life [1]. Alternatively, the long flax fibers that are specifically grown and harvested from the linseed plant are preferred as they present good mechanical properties combined with a high availability compared to other natural

fibers such as hemp or jute. Furthermore, flax fibers show similar or even higher specific stiffness than glass fibers and CO<sub>2</sub> uptake during the growth of the plant fibers balances with energy emissions during processing [2].

However, the processing of natural fibers into composite materials poses technical challenges due to its inherently hydrophilic properties and UV sensitivity. It is known that the exposure to UV light lowers the mechanical properties of flax fibers [3], while the absorption of moisture from the environment leads to degradation of mechanical fiber properties, swelling, formation of micro-cracks and a decrease in the interfacial strength between polymer matrix and fiber resulting in premature failure [4]. The direct surface exposure of the flax fibers should thus be avoided for better protection against chemical, physical or mechanical degradation. Previous research showed the possibility of reducing the water sensitivity of flax by single fiber treatment: physical pre-treatment such as gamma irradiation and ultra-sound techniques can reduce the water uptake by about 15% [5], or chemical pretreatment increases the moisture resistance [6]. Another way of increasing environmental resistance of natural composites is given by a protective coating on the final product. As known from wood industry, standard coatings that increase water resistance are based on waxes [7], or linseed oil [8]: they rather form a soft layer or impregnate the open cell structure of wood. Contrarily, the application conditions and compatibility of coatings with natural fiber composites might be challenging, given by differences in surface structure and more heterogeneous wetting conditions. The composites form a denser surface and are preferably used under more stringent conditions requiring longer lifetime. Therefore, alternative coatings should provide sufficient mechanical performance (e.g., hardness, wear and scratch resistance), environmental resistance (e.g., water repellence), long-term stability (e.g., UV resistance), good compatibility and fast processing. In particular, protective bio-based coatings are needed where properties can be adapted through selection of composition and control of crosslinking conditions.

In this study, various types of bio-based coatings including linseed oil, wax and bio-based epoxy were applied to a flax/epoxy composite to reduce surface degradation. In particular, the crosslinking of bio-based epoxy coatings offers benefits for tuning properties towards better performance depending on the selection of resin, hardener and diluent.

## 2. Materials and Methods

### 2.1. Biocomposite Substrates

A flax fabric with 2 × 2 twill woven structure and density 250 g/m<sup>2</sup> (Weverij Flipts en Dobbels, Roeselare, Belgium) was combined with Araldite LY 1564 SP resin and XB-3404-1 hardener (Huntsman, Basel, Switzerland). A 2D composite plate was produced using a vacuum infusion process under state-of-the-art processing conditions. The laminated composite contained 5 plies of flax fabric corresponding to a total fiber volume fraction of 35%. Testing substrates (10 × 10 cm<sup>2</sup>) have a thickness of 3.6 mm and the surface wettability was improved by roughening with abrasive sandpaper (grid 120).

### 2.2. Coating Application

The linseed oil coating consists of a commercial grade raw linseed oil that is commonly used for wood protection and obtained in local shops (Hubo, Hasselt, Belgium). Although linseed oil is a drying oil with high reactivity and number of double bonds for oxidative crosslinking (iodine value I.V. = 195), the selected grade also contains Mg and Zr additives to catalyse the crosslinking mechanism.

A paraffine-wax aqueous emulsion with anionic stabilization and 50% dry content was chosen as an industrial grade advised for hydrophobization of wood surfaces (Govi, Gent, Belgium). Both linseed and wax coatings were applied by brushing towards two target coating thickness and aged for 1, 4 and 8 weeks under controlled laboratory conditions (50% RH, 23 °C), as summarized in Table 1. The coating thickness was selected in comparative range with alternative epoxy coatings developed below.

**Table 1.** Overview and application conditions of linseed oil and wax coatings.

Sample	Material	Dry Thickness	Aging
LO-1	Linseed oil	100 $\mu\text{m}$	1, 4, 8 weeks
LO-2	Linseed oil	300 $\mu\text{m}$	1, 4, 8 weeks
PW-1	Paraffin wax	100 $\mu\text{m}$	1, 4, 8 weeks
PW-2	Paraffin wax	300 $\mu\text{m}$	1, 4, 8 weeks

The epoxy coatings were formulated from commercially available building blocks for epoxy resin, diluent and amine crosslinkers, both including fossil-based reference materials and bio-based alternatives, as summarized in Table 2. The bio-based bisphenol A diglycidyl ether (DGEBA) was synthesized from glycerol and is purchased under brand name Greenpoxy Surf Clear (Sicomina, Chateaufort les Martignes, France). The epoxy resin was mixed with two crosslinkers, including a fossil-based amine (FA) and a bio-based phenalkamine (PK). The FA is a mixture of 3-aminomethyl-3,5,5-trimethylcyclohexylamine (30 to 50 wt.-%) and m-phenylene bis(methylamine) (10 to 30 wt.-%) (Resion Resin Technology, Moordrecht, The Netherlands). The PK is obtained after reaction between cardanol and 1,2-ethylenediamine (Anacarda, Wigan WN, UK). The diglycidyl ether (DGE) and triglycidyl ether (TGE) are both used in two concentrations as fossil- and bio-based diluents respectively (Merck, Darmstadt, Germany). The epoxy coatings were applied by blade coating with a 300  $\mu\text{m}$  thickness and aged for 7 days under controlled laboratory conditions (50% RH, 23 °C).

**Table 2.** Composition of epoxy coatings including fossil-based and bio-based crosslinkers and diluents (numbers in weight percentage (wt.-%), calculated under stoichiometric ratio based on equivalent epoxy numbers (EEW) and amine numbers (AHEW)).

Sample	DGEBA	DGE	TGE	FA	PK
	Bio-Epoxy Resin	Fossil-Diluent	Bio-Diluent	Crosslinker	Crosslinker
EP-1	10	-	-	5 (2:1)	-
EP-2	10	-	-	-	6.25 (1.6:1)
EP-3	10	2	-	-	6.7 (1.6:1)
EP-4	10	5	-	-	7.1 (1.6:1)
EP-5	10	-	2	-	6.7 (1.6:1)
EP-6	10	-	5	-	7.1 (1.6:1)

### 2.3. Characterization Methods for Coated Composites

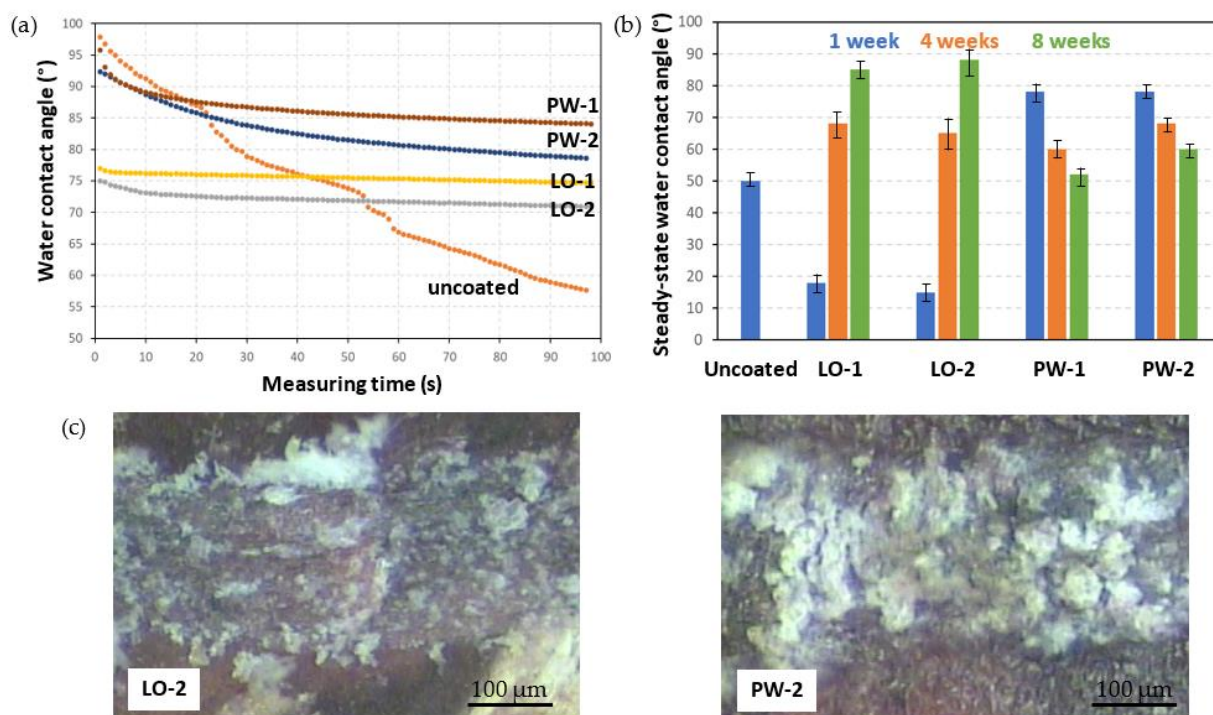
The water contact angles were determined from sessile drop tests with D.I. water using droplet volume of 3  $\mu\text{L}$  and averaging left and right contact angles after elliptical fitting of the droplet geometry. The decrease of the water contact angle value over time was followed during dynamic measurements over time until stabilization of the droplet. The microhardness was measured according to ASTM D2240 with a handheld Shore D micro-indentor with standardized hardened steel tip of 30° and 0.1 mm tip radius. The scratch resistance was evaluated according to ISO 4586-2 with a sclerometer type 3092 (Elcometer, Aalen, Germany) having tungsten carbide tip (0.75 mm radius, 5 N load).

Abrasive wear resistance was evaluated by circular Taber abrasion testing, using calibrated CD-10 wheels under a 250 g load during 1000 cycles (ASTM D4060-10). The wear was subsequently determined from the weight loss of the sample. The QUV weatherability testing was performed under UVA-340 nm conditions with alternating light cycles (8 h UV at 60 °C) and condensation exposure cycles (4 h condensation at 50 °C) under light intensity of 0.76 W/m<sup>2</sup> (ASTM G154). The periodic evaluations were made after intervals of 500, 1000 and 2000 h. The reduction in gloss after UV exposure was measured with a trigloss meter under 60° incident light angle (BYK-Gardener, Geretsried, Germany).

### 3. Results and Discussion

#### 3.1. Performance of Linseed Oil and Wax Coating

First, the performance of linseed oil and wax coatings applied to flax/epoxy composite surfaces was evaluated as they are both known as protective coatings in wood industry. Good surface coverage and homogeneous flow of the liquid coating after brushing was observed on the biocomposite surfaces. The hydrophobicity was evaluated from water contact angles recorded as a function of time (Figure 1a). For uncoated biocomposites, the ingress of water resulted in a continuous decrease of contact angles as a function of measuring time. The water contact angles on coated samples stabilized over time illustrating efficient coverage of the surface, however with strong variations in contact angle values depending on the ageing time of the coatings. The steady-state values after 1 min droplet contact are compared for different ageing conditions (Figure 1b). For linseed oil coatings, hydrophobic protection is not immediately obtained and the oxidative crosslinking progresses over several weeks with consequent increase in contact angles. For paraffin-wax coatings, the migration of paraffin wax from the surface into the bulk resulted in a progressive decrease of the hydrophobicity over time. Besides the unfavourable curing time needed for expressing sufficient hydrophobic protection, also the mechanical scratch resistance of linseed oil and paraffin wax coatings is very weak and shows breakthrough under a 5 N scratching load, owing to the lack of crosslinking and low hardness of the coatings (Figure 1c). This corresponds to a low Shore D hardness  $H = 45$  (sample LO-2), and  $H = 38$  (sample PW-2) after 8 weeks ageing, respectively.

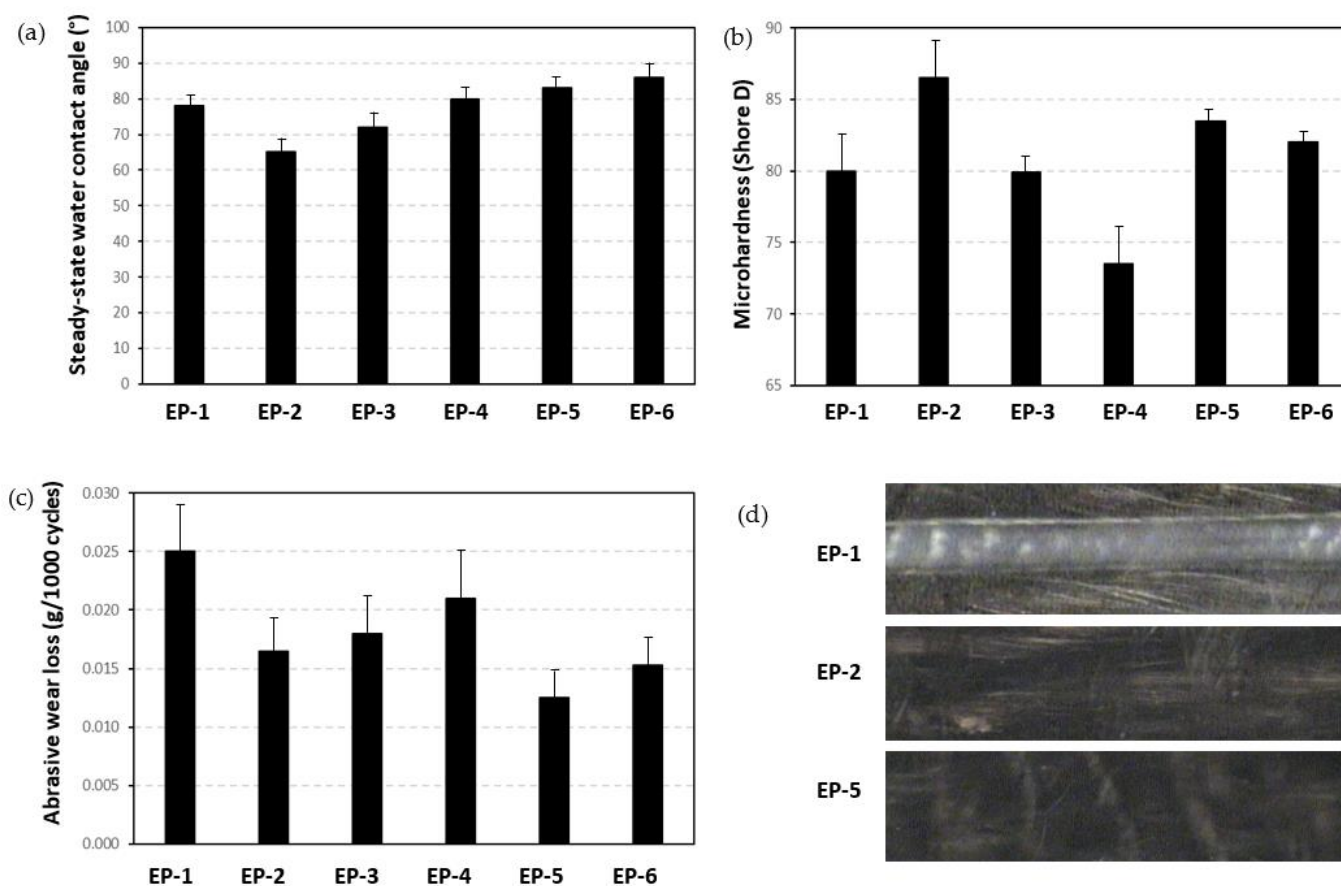


**Figure 1.** Evaluation of mechanical resistance and water repellence for linseed oil and wax coatings with linseed oil (LO) and paraffin-wax (PW), (a) water contact angle measurements, (b) steady-state static water contact angles after 1 min, (c) scratch resistance testing under 5 N load.

#### 3.2. Performance of Bio-Based Epoxy Coatings

The application of epoxy coatings illustrated homogeneous coverage and wetting after sanding of the composite surface. The steady-state water contact angles on different compositions for crosslinked epoxy coatings (Figure 2a), indicate that bio-based PK crosslinkers provide somewhat lower water contact angle compared to FA crosslinkers, which can be a result from the higher crosslinking density in presence of PK. The high

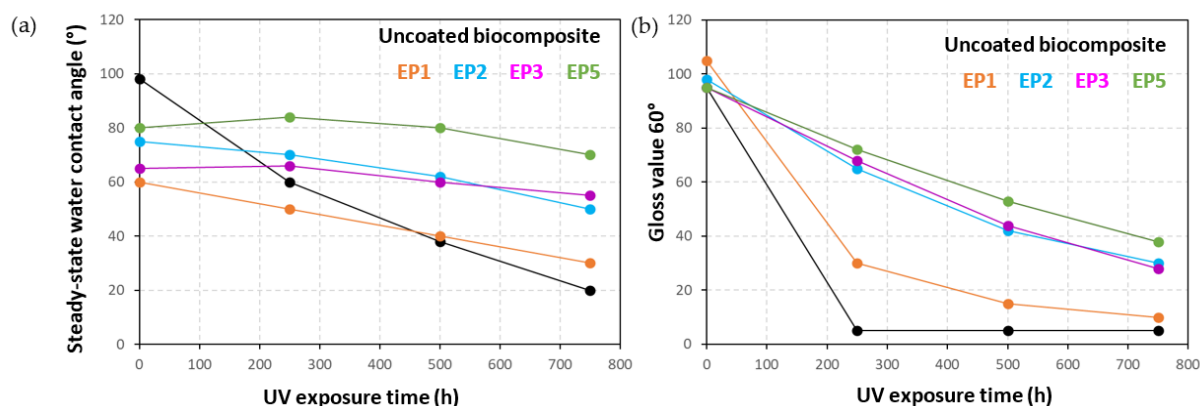
crosslinking density with PK may result in a smaller amount of free molecular chains and less exposure of the hydrophobic groups at the coating surface. In presence of diluents, however, the hydrophobicity is mostly enhanced for the bio-based TGE diluent in combination with the PK crosslinkers, as both contain hydrophobic moieties in their molecular structure. The high crosslinking density for epoxy coatings with a PK crosslinker is also expressed in high values of microhardness (Figure 2b) and consequently a better abrasive wear resistance (Figure 2c). The results indicate that the coatings have higher microhardness in presence of bio-based diluents compared with fossil-based diluents for a similar concentration, likely due to the higher functionality and crosslinking density in presence of a bio-based TGE diluent. However, the highest concentrations of diluents obviously cause weakening due to the more flexible molecular structure. The hardness results are further supported by scratch resistance testing (Figure 2d), where hardly scratch damage is observed for coatings including bio-based diluents and crosslinker with highest microhardness. In conclusion, the coating performance depends on suitable diluents and crosslinkers, while it is directly controlled by the intrinsic mechanical properties related to the crosslinking density.



**Figure 2.** Physico-chemical and mechanical test results of crosslinked epoxy coatings on biocomposite substrates, (a) average static water contact angle, (b) micro-hardness, (c) abrasive wear after Taber testing, (d) scratch resistance testing under 5 N load.

The results of UV resistance (Figure 3) indicate the favorable effects of PK crosslinker and bio-based diluents, offering smallest decay in properties. The migration of free diluents after 250 h of exposure may offer hydrophobic protection against further degradation. In addition, the high hydrophobicity and water repellence of the bio-based diluents forms a first barrier against weathering effects. In general, the better performance of PK versus FA crosslinker in UV resistance is in line with the improved mechanical properties.





**Figure 3.** Degradation of epoxy coating properties on a biocomposite substrate after UV exposure as a function of time, (a) water contact angle decrease, (b) gloss reduction.

#### 4. Conclusions

The linseed oil and wax coatings develop only instable hydrophobic protection and present weak mechanical resistance, while alternative coatings with bio-based epoxy resin, diluents and crosslinkers offer better protection and good compatibility with a biocomposite surface. Required performance of bio-based epoxy coatings can be tuned by composition and crosslinking conditions, where high mechanical resistance, hydrophobicity and weathering resistance is demonstrated in presence of bio-based phenalkamine crosslinkers and triglycidyl ether diluents.

**Author Contributions:** Conceptualization, experiments, and data analysis, W.L. and P.S.; formal analysis, P.S.; funding acquisition, P.C. and L.D.V.; data curation, P.S.; writing—original draft preparation, P.S. and W.L.; writing—review and editing, L.D.V.; project administration P.C. and L.D.V. All authors have read and agreed to the published version of the manuscript.

**Funding:** This research was funded by Flanders Innovation & Entrepreneurship (VLAIO), grant number HBC.2019.2493 (BioCoat) and HBC.2020.2567 (BREPLA).

**Institutional Review Board Statement:** Not applicable.

**Informed Consent Statement:** Not applicable.

**Data Availability Statement:** Not applicable.

**Conflicts of Interest:** The authors declare no conflict of interest.

#### References

- Karuppanan, G.S.; Kärki, T. A review on the recycling of waste carbon fibre/glass fibre-reinforced composites: Fibre recovery, properties and life-cycle analysis. *SN Appl. Sci.* **2020**, *2*, 433.
- Beus, N.D.; Carus, M.; Barth, M. *Carbon Footprint and Sustainability of Different Natural Fibres for Biocomposites and Insulation Material*; Nova Institute for Ecology and Innovation: Hürth, Germany, 2019.
- Bi, X.; Zhang, W.; Yu, C.; Yang, J. UV resistance of bast fibers. *Cellulose* **2019**, *26*, 6061–6071.
- Moudood, A.; Rahman, A.; Öchsner, A.; Islam, M.; Francucci, G. Flax fiber and its composites: An overview of water and moisture absorption impact on their performance. *J. Reinforced Plast. Comp.* **2019**, *38*, 323–339.
- Gautreau, M.; Kervoelen, A.; Barteau, G. Fibre individualisation and mechanical properties of a flax-PLA non-woven composite following physical pre-treatments. *Coatings* **2021**, *11*, 846.
- Alix, S.; Philippe, E.; Bessadok, A.; Lebrun, L.; Morvan, C.; Marais, S. Effect of chemical treatments on water sorption and mechanical properties of flax fibres. *Bioresour. Technol.* **2009**, *100*, 4742–4749.
- Garai, R.M.; Sánchez, I.C.; García, R.T. Study on the effect of raw material composition on water-repellent capacity of paraffin wax emulsions on wood. *J. Dispersion Sci. Technol.* **2005**, *26*, 9–18.
- Andersone, I.; Kuka, E.; Cirule, D.; Sansonetti, E.; Andersons, B. Investigation of linseed oil based wood coatings: Effect of artificial weathering. *Key Eng. Mater.* **2019**, *800*, 223–227.

**Disclaimer/Publisher's Note:** The statements, opinions and data contained in all publications are solely those of the individual author(s) and contributor(s) and not of MDPI and/or the editor(s). MDPI and/or the editor(s) disclaim responsibility for any injury to people or property resulting from any ideas, methods, instructions or products referred to in the content.