

# Synthesis and Characterization of New 3-Cyano-2-Pyridones Derivatives as Fluorescent Scaffolds †

Asmaa Kebaili <sup>1,2,\*</sup>, Fatima Belhadj <sup>1,3</sup>, Zahira Kibou <sup>1,2</sup>, Julio A. Seijas <sup>4</sup>, M. Pilar Vazquez Tato <sup>4</sup> and Nouredine Choukchou-Braham <sup>1</sup>

<sup>1</sup> Laboratoire de Catalyse et Synthèse en Chimie Organique, Faculté des Sciences, Université de Tlemcen, Bp 119, 13000 Tlemcen, Algeria; fbelhadj88@yahoo.fr (F.B.); zahirakibou@yahoo.fr (Z.K.); nourredine.choukchoubraham@gmail.com (N.C.B.)

<sup>2</sup> Faculté des Sciences et de la Technologie, Université d'Ain Témouchent, BP 284, 46000 Ain Témouchent, Algeria

<sup>3</sup> Faculté de Médecine, Université d'Oran 1, B.P.1510, 31000 ElMenaouar Oran, Algeria

<sup>4</sup> Departamento de Química Orgánica, Facultad de Ciencias, Universidad de Santiago de Compostela, A da, Alfonso X EL Sabio s/n, 27002 Lugo, Spain; julio.seijas@usc.es (J.A.S.); pilar.vazquez.tato@usc.es (M.P.V.T.)

\* Correspondence: kebaillasmaa97@gmail.com

† Presented at the 27th International Electronic Conference on Synthetic Organic Chemistry (ECSOC-27), 15–30 November 2023; Available online: <https://ecsoc-27.sciforum.net/>.

**Abstract:** 2-pyridones are among the most widely used nitrogen-containing heterocyclic derivatives in various fields due to their structural properties and biological and therapeutic activities. Therefore, their synthesis has become a major focus of organic chemistry in recent years. In this context, we are interested in the synthesis of N-alkyl-3-cyano-2-pyridones and their derivatives. This work describes a new synthetic method that allow easy and efficient access to these structures under mild conditions through a simple study of their fluorescence applications.

**Keywords:** organic synthesis; nitrogen heterocycles; 3-cyano-2-pyridones; Fluorescence.

## 1. Introduction

Heterocyclic compounds represent the largest and most diverse family of organic compounds [1]. Today there are many heterocyclic compounds it is known that their number is increasing rapidly day by day due to extensive synthesis research and their synthetic benefits [2]. Heterocycle compounds play a role in most scientific fields such as medicinal chemistry, biochemistry, and other scientific fields [3]. There are many heterocyclic compounds, especially nitrogen heterocyclic compounds, they represent an important and unique class in the applied branch of organic chemistry [4]. A large amount of research has been devoted to the development of new molecular composite materials and has contributed to the development of a lot organic synthesis protocols to find abundant applications in the chemical sciences [5,6]. Numerous N-heterocyclic compounds that are generally found in nature have both physiological and pharmacological properties and are part of many important biological molecules, particularly 2-pyridone [7,8].

2-pyridone and its derivatives have attracted widespread attention due to their wide application in many fields such as fluorescence [9,10]. Moreover, the 2-pyridone core is ordinary to many natural products as well as synthetically useful compounds among which they exhibit various biological and therapeutic activities [11,12]. These wide utilities and waves of interest in the 2-pyridone as a key heterocycle, motivated us to look for new developments in the synthesis of 2-pyridone in recent years [13].

In our work, we report the synthesis of series of 3-cyano-2-pyridone derivatives (Figure 1) via a simple and convenient protocol.

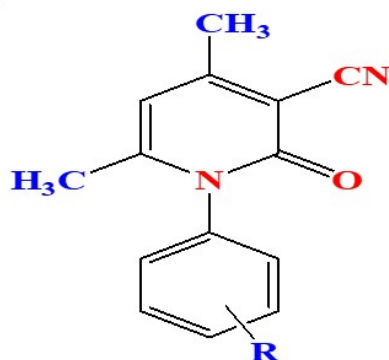
**Citation:** Kebaili, A.; Belhadj, F.; Kibou, Z.; Seijas, J.A.; Tato, M.P.V.; Choukchou-Braham, N. Synthesis and Characterization of New 3-Cyano-2-Pyridones Derivatives as Fluorescent Scaffolds. *Chem. Proc.* **2023**, *14*, x. <https://doi.org/10.3390/xxxxx>

Academic Editor(s): Name

Published: 15 November 2023



**Copyright:** © 2023 by the authors. Submitted for possible open access publication under the terms and conditions of the Creative Commons Attribution (CC BY) license (<https://creativecommons.org/licenses/by/4.0/>).



**Figure 1.** General structure of 3-cyano-2-pyridone derivatives.

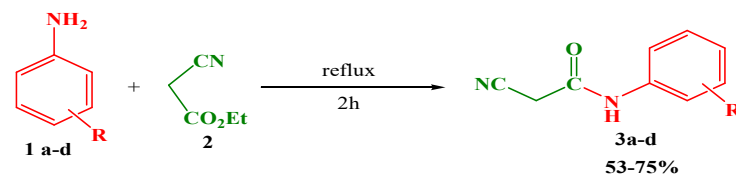
## 2. Results and Discussion

In this work, we reported the synthesis of 3-cyano-2-pyridones derivatives in two-step which are as follows:

### 2.1. Synthesis of N-alkylated-2-cyanoacetamide Derivatives

The starting point for our new synthetic approach is to synthesize N-alkylated-2-cyanoacetamide derivatives **3a–d** by the reaction of substituted anilines **1a–d** and ethyl cyanoacetate **2** refluxed at high temperature for 2h, the desired products obtained with good yields (Table 1).

**Table 1.** Synthesis of N-alkylated-2-cyanoacetamide derivatives.

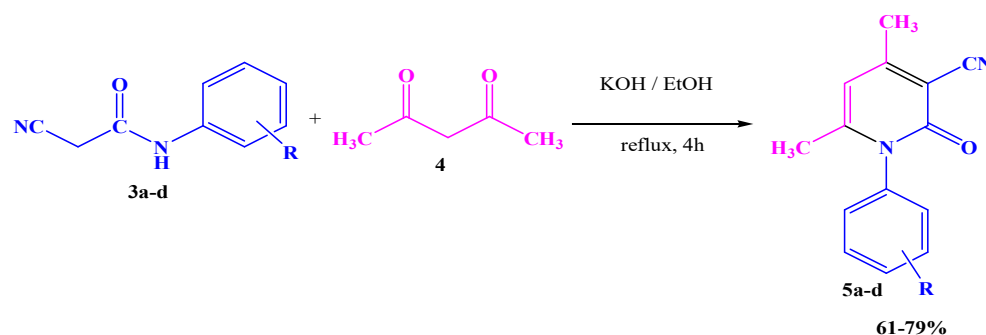


Entry	R	Yields (%)
3a	H	58
3b	4-Cl	75
3c	4-F	62
3d	3-4diCl	53

The structure of the synthesized compounds **3a–d** was confirmed by spectral analysis; the IR spectra (KBr,  $\nu$ ,  $\text{cm}^{-1}$ ) showed the appearance of CN at 2255–2258  $\text{cm}^{-1}$ , NH at 3182–3303  $\text{cm}^{-1}$ , and CO at 1663–1680  $\text{cm}^{-1}$ , the  $^1\text{H}$  NMR ( $\text{CDCl}_3$ ,  $\delta$ , ppm) showed the appearance of NH stretch at 7.90–7.95 ppm,  $\text{CH}_2$  stretch at 3.56–3.62 ppm, and  $\text{H}_{\text{Ar}}$  at 6.3–7.5 ppm.

### 2.2. Synthesis of 3-Cyano-2-pyridones Derivatives

We have synthesized a series of 3-cyano-2-pyridones derivatives **5a–d** using the cyanoacetamide **3a–d** previously synthesized in the first step with acetylacetone **4** at reflux in the presence of KOH as base and ethanol as a solvent for 4h. This strategy led to the 3-cyano-2-pyridones derivatives in excellent yields (Table 2).

**Table 2.** Synthesis of 3-cyano-2-pyridone derivatives.

Entry	R	Yields (%)
5a	H	75
5b	4-Cl	78
5c	4-F	79
5d	3-4diCl	61

The synthesized compounds **5a–d** was confirmed by spectroscopic analysis; the IR spectra (KBr,  $\nu$ ,  $\text{cm}^{-1}$ ) showed the appearance of CN at 2215–2216  $\text{cm}^{-1}$ , and CO at 1653–1674  $\text{cm}^{-1}$ , the  $^1\text{H}$  NMR ( $\text{CDCl}_3$ ,  $\delta$ , ppm) showed the appearance of CH stretch at 6.04–6.32 ppm, methyl groups at 2.19–2.20 ppm, and  $\text{H}_{\text{Ar}}$  at 7.19–7.82 ppm.

### 3. Experimental Procedures

#### 3.1. General Synthesis of *N*-Alkylated-2-cyanoacetamide Derivatives **3a–d**

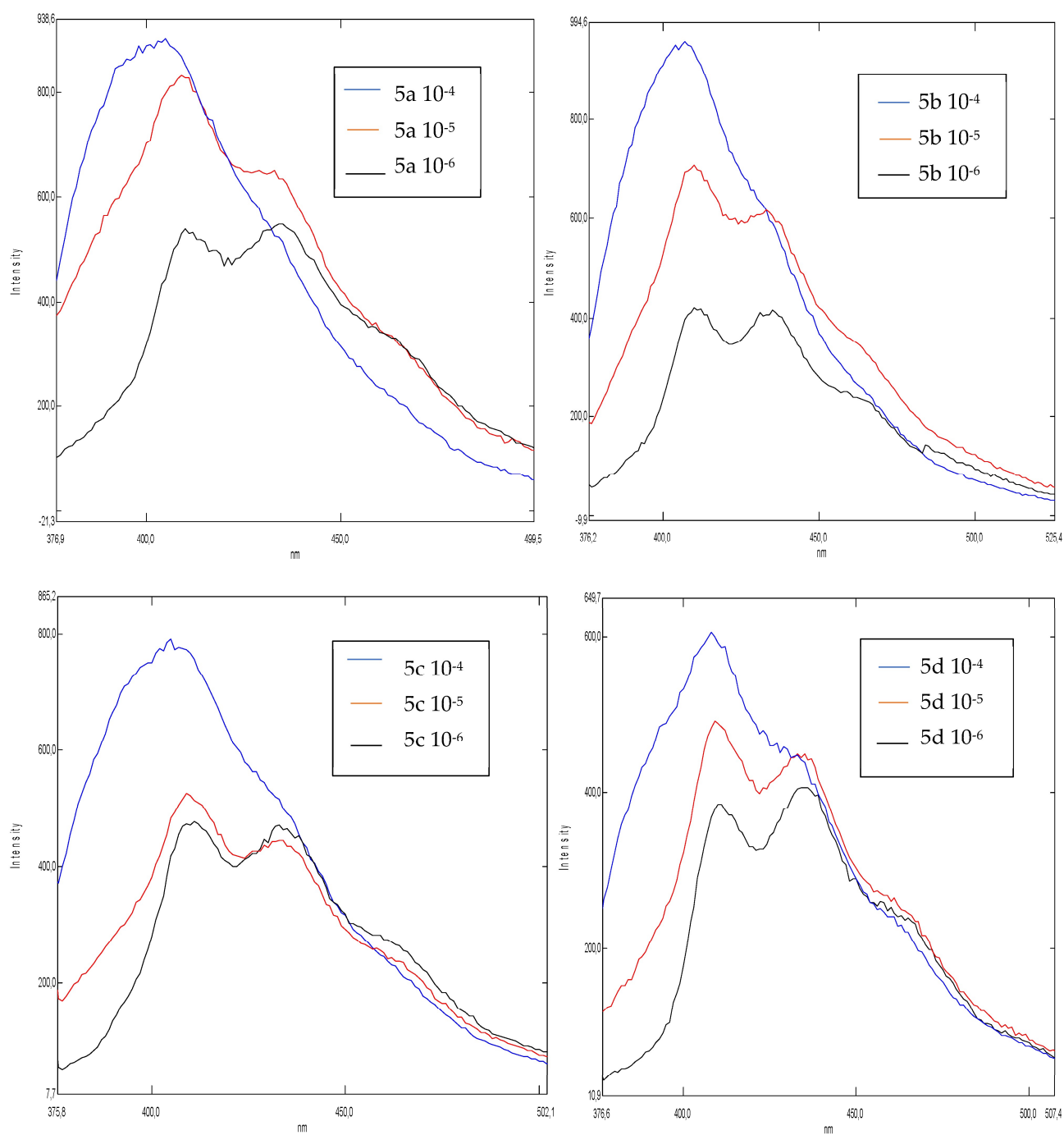
The *N*-alkylated-2-cyanoacetamide derivatives **3a–d** were obtained by the reaction between (0.02 mol) of anilines derivatives **1a–d** and (0.02 mol) of ethyl cyanoacetate **2**, the reaction mixture refluxed at high temperature for 2h, the progress of the reaction is monitored by TLC. The solid obtained is filtered and washed with diethyl ether and ethanol to afford the desired product in good yields (53–75%).

#### 3.2. General Synthesis of 3-Cyano-2-pyridones Derivatives **5a–d**

The products **5a–d** were prepared using (0.006 mol) cyanoacetamide derivatives **3a–d** with (0.006 mol) of acetylacetone **4** in the presence of a few quantity of KOH and about 10 mL of ethanol as a solvent the reaction mixture was stirred and refluxed at 80 °C for 4h according to TLC, the formed precipitate after cooling was collected by filtration and washed with ethanol. The required products were obtained with excellent yields (61–79%).

### 4. Fluorescence Studies of Our 3-Cyano-2-pyridone Derivatives

In the aim to evaluate the interest of our synthesized products **5a–d** we decided to study their molecular fluorescence in three different concentrations;  $10^{-4}$ ,  $10^{-5}$  and  $10^{-6}$  using DCM as solvent. The fluorescence emission spectra obtained show the influence of concentration on the intensity (Figure 2).



**Figure 2.** Emission spectra of the products **5a–d**.

We note a maximum intensity for all products at  $10^{-4}$  M varies between 610–990 u.a and a low intensity at  $10^{-6}$  M varies between 400–530 u.a. Therefore, we conclude that there is a positive correlation between concentration and the intensity; when the concentration is decreased the intensity is decreased with it.

## 5. Conclusions

we have succeeded in developing a simple, rapid, and efficient synthesis route for 3-cyano-2-pyridones derivatives this process includes some advantages such as mild operation conditions, simple reactants, and excellent yields. To evaluate the interest of our synthesized products we studied the influence of the concentration on the intensity of

their fluorescence where we noticed that the best intensity at a concentration of  $10^{-4}$  corresponds to the product **5b**.

**Funding:** The study is supported by the General Directorate for the Scientific Research and Technological Development (DGRSDT), and the Universities of Tlemcen and Ain Temouchent.

**Acknowledgments:** The authors wish to thank the General Directorate for Scientific Research and Technological Development (DGRSDT), the Universities of Tlemcen and Ain Temouchent for the financial support.

**Conflicts of Interest:** The authors declare no conflict of interest, financial or otherwise.

## References

1. Bhattacharjee, D.; Zyryanov, G.V.; Das, P. Recent advances in the synthetic approaches to 2-pyridones (microreview). *Chem. Heterocycl. Compd.* **2020**, *56*, 1152–1154. <https://doi.org/10.1007/s10593-020-02789-z>.
2. Kabir, E.; Uzzaman, M. A review on biological and medicinal impact of heterocyclic compounds. *Results Chem.* **2022**, *4*, 100606. <https://doi.org/10.1016/j.rechem.2022-100606>.
3. Amer, M.M.; Aziz, M.A.; Shehab, W.S.; Abdellatif, M.H.; Mounair, S.M. Recent advances in chemistry and pharmacological aspects of 2-pyridone scaffolds. *J. Saudi Chem. Soc.* **2021**, *25*, 101259. <https://doi.org/10.1016/j.jscs.2021101259>.
4. Bayat, M.; Nasri, S.; Notash, B. Synthesis of new 3-cyanoacetamide pyrrole and 3-acetonitrile pyrrole derivatives. *Tetrahedron* **2017**, *73*, 1522–1527. <https://doi.org/10.1016/j.tet.2017.02.005>.
5. Majumdar, P.; Pati, A.; Patra, M.; Behera, R.K.; Behera, A.K. Acid hydrazides, potent reagents for synthesis of oxygen-, nitrogen-, and/or sulfur-containing heterocyclic rings. *Chem. Rev.* **2014**, *114*, 2942–2977. <https://doi.org/10.1021/cr300122t>.
6. Kumari, S.; Kishore, D.; Paliwal, S.; Chauhan, R.; Dwivedi, J.; Mishra, A. Transition metal-free one-pot synthesis of nitrogen-containing heterocycles. *Mol. Divers.* **2016**, *20*, 185–232. <https://doi.org/10.1007/s11030-015-9596-0>.
7. Menon, P.K.; Krishnaraj, K.; Anabha, E.; Devaky, K.; Thomas, S.P. Synthesis, crystal structure and electron density analysis of a sulfanyl 2-pyridone analogue: Tautomeric preference and conformation locking by S...O chalcogen bonding. *J. Mol. Struct.* **2020**, *1222*, 128798. <https://doi.org/10.1016/j.molstruc.2020.128798>.
8. Bai, H.; Sun, R.; Chen, X.; Yang, L.; Huang, C. Microwave-Assisted, Solvent-Free, Three-Component Domino Protocol: Efficient Synthesis of Polysubstituted-2-Pyridone Derivatives. *ChemistrySelect* **2018**, *3*, 4635–4638. <https://doi.org/10.1002/slct.201800606>.
9. Kasprzyk, W.; Świergosz, T.; Koper, F. Fluorescence assay for the determination of d-panthenol based on novel ring-fused 2-pyridone derivative. *Int. J. Mol. Sci.* **2020**, *21*, 8386. <https://doi.org/10.3390/ijms21218386>.
10. Ershov, O.V.; Fedoseev, S.V.; Ievlev, M.Y.; Belikov, M.Y. 2-Pyridone-based fluorophores: Synthesis and fluorescent properties of pyrrolo [3, 4-c] pyridine derivatives. *Dyes Pigment.* **2016**, *134*, 459–464. <https://doi.org/10.1016/j.dyepig.2016.07.037>.
11. Hamama, W.S.; Waly, M.; El-Hawary, I.; Zoorob, H.H. Developments in the chemistry of 2-pyridone. *Synth. Commun.* **2014**, *44*, 1730–1759. <https://doi.org/10.1080/00397911.2013.862836>.
12. Hirano, K.; Miura, M. A lesson for site-selective C–H functionalization on 2-pyridones: Radical, organometallic, directing group and steric controls. *Chem. Sci.* **2018**, *9*, 22–32. <https://doi.org/10.1039/c7sc04509c>.
13. Asmaa, K.; Fatima, B.; Zahira, K.; Noureddine, C.-B. Ten Years of Progress in the Synthesis of 2-Pyridone Derivatives via Three/Four Component Reaction. *Mini-Rev. Org. Chem.* **2023**, *20*, 358–371. <https://doi.org/10.2174/1570193X19666220519090636>.

**Disclaimer/Publisher's Note:** The statements, opinions and data contained in all publications are solely those of the individual author(s) and contributor(s) and not of MDPI and/or the editor(s). MDPI and/or the editor(s) disclaim responsibility for any injury to people or property resulting from any ideas, methods, instructions or products referred to in the content.