

Assessment of Rhizospheric *Streptomyces* Strains as Potential biopesticides for Further Applications on Wheat Crops[†]

Wiem ALLOUN ^{1,*}, Hadjer KECIS ² and Noredine KACEM CHAOUICHE ¹

¹ Laboratory of Mycology, Biotechnology and Microbial Activity, Department of Applied Biology, Constantine 1 university of Brothers Mentouri, BP, 325 Ain El Bey road, Constantine 25017, Algeria: nkcm-chache@gmail.com (NKC).

² Laboratory of natural science and Materials (LSNM), Institute of Science and Technology, Abdelhafid Bousouf University Centre Mila, Algeria; hadjerkcies@gmail.com (HK)

* Correspondence: wiemalloun@gmail.com (WA);

† Presented at the 2nd International Electronic Conference on Plant Science, 1–15 December 2023; Available online: <https://ecm2023.sciforum.net/>.

Abstract: Actinobacteria species, especially *Streptomyces*, are well-known and widely studied as promising biocontrol and phytostimulation agents. They constitute an eco-friendly substitute for chemical fungicides. *Streptomyces*-like strains were isolated from wheat fields to suppress the growth of *Fusarium*, the leading wheat root-rot-associated fungi, and to stimulate plant growth. The isolates were characterized morphologically and biochemically and subjected to a comprehensive *in vitro* screening for various plant growth-promoting (PGP) traits. The potential beneficial effects of these strains on wheat plants were evaluated upon their inoculation (germination rate, shoot and root lengths). Among 32 isolates, strain Act 02 was positive in inhibiting *Fusarium* growth and showing vigorous antifungal activity. *In vitro*, assays demonstrated the ability of Act 02 to produce ammonia and indole-acetic acid (IAA). The strain showed extracellular enzyme production, such as Chitinases, Cellulases, and solubilized phosphate (Ca₃PO₄). Strain Act 02 tolerated high concentrations of NaCl with a considerable interval of [1- 8] % with optimum ranges between [1-3] %. 16s RNA gene barcoding and phylogenetic analysis showed strain Act 02 belongs to *S. lividans* with a 99,04% similarity. Seed germination and pot experiments were conducted by inoculating *Triticum durum* seeds with a selected isolate extract. Act 02 was able to significantly increase plant lengths.

Keywords: Biocontrol; *Fusarium culmorum*; Actinobacteria; plant growth promotion; agroactive compounds

Citation: ALLOUN, W.; KECIS, H.; CHAOUICHE, N.K. Assessment of Rhizospheric *Streptomyces* Strains as Potential biopesticides for Further Applications on Wheat Crops. 2023, 3, x.

<https://doi.org/10.3390/xxxxx>

Academic Editor(s):

Published: date



Copyright: © 2023 by the authors. Submitted for possible open access publication under the terms and conditions of the Creative Commons Attribution (CC BY) license (<https://creativecommons.org/licenses/by/4.0/>).

1. Introduction

Population growth is increasing global food demand, forcing agriculture to improve productivity. However, limited soil macronutrients necessitate agrochemicals, posing environmental and health risks. Innovative, cost-effective, and environmentally friendly strategies are needed to achieve similar agricultural goals [1, 2]. Actinobacteria species, especially *Streptomyces* constitute a group of abundant beneficial microorganisms, have significant biotechnological potential due to their ability to enhance soil fertility through mineral solubilization, nitrogen fixation, organic matter decomposition, and nutrient storage. This study explores Actinobacteria's role as promising biocontrol and phytostimulation agents, their growth-promoting traits, providing insights into their future potential as eco-friendly substitute for chemical fungicides.

2. Materials and Methods

2.1. Isolation and Identification of *Streptomyces*-Like Strains

Soil samples were collected from the wheat rhizosphere in Taoura region of Souk-Ahras, Algeria (36° 9' 48.41"N, 8° 2' 37.65"E). Actinobacteria were isolated on International *Streptomyces* project (ISP2) and selected according to their morphology [2].

2.2. Antagonism Assay by Diffusible Compounds

The antifungal activity of the *Streptomyces*-like isolates was assessed against phytopathogenic *Fusarium culmorum* obtained from the LaMyBAM culture collection, using the dual culture method and calculating the inhibition percentage (I%) of fungal growth [7].

2.3. In vitro Assessment of Plant Growth Promotion (PGP) Traits

- Ammonia production (NH₃) and Hydrogen Cyanide (HCN) production were evaluated according to Farda et al. [5] and Alloun et al. [2], respectively.

- Indole 3-acetic acid (IAA) production was assessed on yeast-tryptone broth supplemented with 0.2% (w/v) L-tryptophan after eight days of incubation. The IAA quantification process involved centrifuging the culture supernatants for 30 min at 8000rpm, and using the Salkowski reagent with a ratio of (1:2) (v/v). The pink-red colour indicates indole compounds. A standard curve was generated using synthetic IAA, and optical density was measured at 530 nm using a UV-vis spectrophotometer [11, 12].

- Phosphate solubilisation was investigated on Pikovskaya medium (PVK) amended with Ca₃PO₄ [8].

2.4. Enzymatic Profile of Selected Strains

- Protease production, cellulolytic and amylolytic activity, and chitinolytic activity were evaluated according to [1], [13, 14], and [2], respectively.

- The ability of isolate Act 02 to tolerate NaCl concentration from 0–10% (w/v) at intervals of 1.0 NaCl unit), and was assessed on GYMA after 8 days of incubation at 28°C.

2.5. Molecular Identification of Act 02

The molecular identification of Act 02 using 16S rRNA gene barcoding and axonomic affiliation was determined based on sequence similarity with referenced strains from GenBank database. A phylogenetic tree was constructed using the Maximum Likelihood method on the MEGA 11 software [9].

2.6. Seed Bio-priming Assays

Wheat seeds (*Triticum durum*) were disinfected with sodium hypochlorite (2% NaClO for 5 minutes) and 90% ethanol (for 5 minutes), rinsed three times with sterile distilled water and air-dried under a laminar flow hood. Actinobacteria spore suspensions at various concentrations were prepared consisting the treatments A: 6 10⁵, B: 2.5 10⁶, C: 6.4 10⁶, D: 7.2 10⁶, E: 9 10⁶, F: 3.4 10⁷ (spores mL⁻¹), and sterile distilled water as control. Seeds were germinated at dark then transferred to pots and incubated at 25°C/16 hours of light per day for two weeks. The germination rates and seedlings height of the co-inoculated group were calculated and statistically compared with the control group.

2.7. Statistical Analysis

All experimental data consisted of the mean of three replicates ± standard deviation (SD). One-way analysis of variance (ANOVA), followed by a Tukey post hoc test, comparing mean values at a 5% significance level ($p < 0.05$), was used to determine the statistical significance of differences between groups.

3. Results

3.1. In vitro Antagonism of Actinobacteria Isolates

Figure 1 displays the *in vitro* antagonism of Actinobacteria against *F. culmorum*.

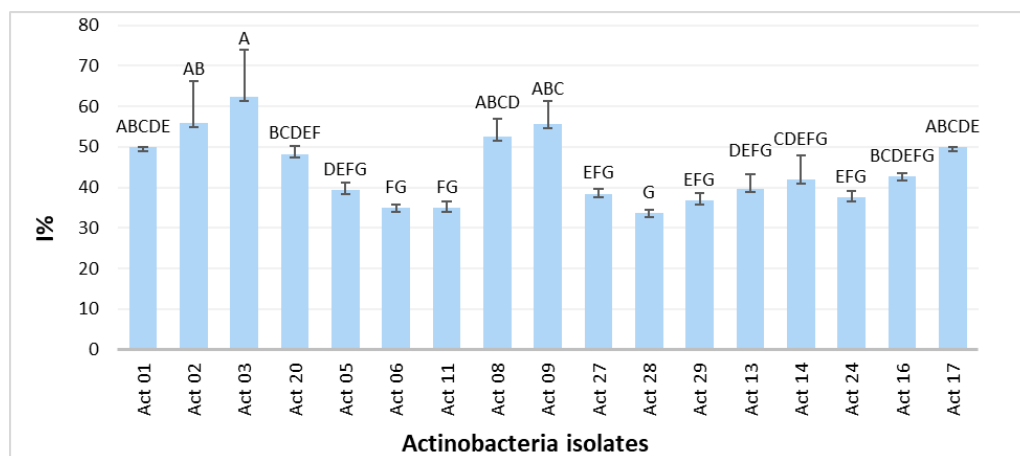


Figure 1. Growth Inhibitory rate I% of *Fusarium culmorum*. One-way ANOVA ($p < 0.05$) was used to compare means. Each assay was done three times with three biological replicates, and values represent their means \pm standard deviation. Values sharing a letter are not statistically different.

3.2. Plant Growth Promoting Activities

The IAA production from Actinobacteria isolates is represented in Figure 2.

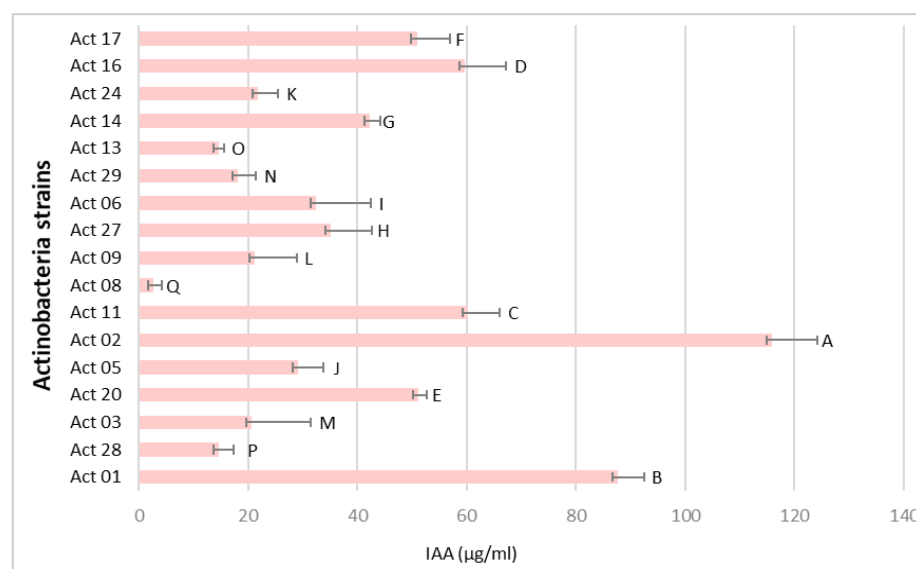


Figure 2. IAA production from Actinobacteria strains ($\mu\text{g mL}^{-1}$). One-way ANOVA ($p < 0.05$) was used to compare means. Each assay was done three times with three biological replicates, and values represent their means \pm SD. Values sharing a letter are not statistically different.

The PGP traits of the collection of rhizospheric Actinobacteria including HCN, NH₃, phosphate solubilisation and enzymes production are displayed in Table 1.

Table 1. Enzymatic profile, HCN and ammonia production and P solubilisation of a collection of actinobacteria isolates.

Isolates	Act 01	Act 28	Act 03	Act 20	Act 05	Act 02	Act 11	Act 08	Act 09	Act 27	Act 06	Act 29	Act 13	Act 14	Act 24	Act 16	Act 17
Caseinases	ND	+	+	+	+	+	-	-	+	+	ND	+	-	-	-	+	-
Amylases	+	+	+	+	+	+	+	+	-	+	-	+	-	+	+	+	+
CMCases	+	-	+	-	+	-	+	+	+	-	-	-	-	-	+	-	+
Chitinases	-	-	-	-	-	+	-	-	+	-	+	-	-	-	-	-	-

HCN	+	+	+	+	+	+	+	+	+	+	+	+	+	+	+	+	+
NH ₃	+	+	+	+	+	+	+	-	-	+	+	+	+	+	+	+	+
Ca ₃ PO ₄	-	-	+	-	-	+	-	-	-	+	-	-	+	+	-	-	-

¹ (+): positive; (-): negative.

3.3. Molecular Identification of Act 02

The phylogenetic and taxonomic analysis of the isolate ACT 02 is exhibited in Figure 3.



Figure 3. Phylogenetic tree based on NJ method of 16S rRNA gene sequences of *Streptomyces lividans* Act 02 and related strains.

Figure 4. depicts the germination percentages of *Triticum durum* under various Act 02 spore concentrations (A, B, C, D, E, F) and a control group.

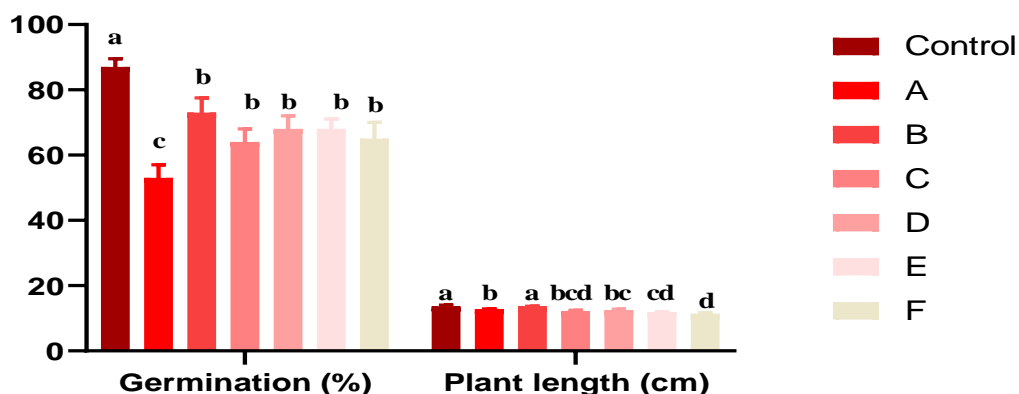


Figure 4. Effect of various concentrations of Act 02 on germination rates and *Triticum durum* plant lengths after 15dpi. Results are reported as mean ± SD (n = 3). Data with different letters were significantly different (Tukey test, p < 0.05).

4. Discussion

The role of actinobacteria biological agents to protect plants from a variety of soil-borne diseases and to engage in hostile environments has been reported [3]. In this study, 17 out of 32 isolates presented *Streptomyces*-like morphological and cultural characteristics and considerable inhibition rates (I%) of *Fusarium culmorum* growth (Figure 1) with statistically significant differences between the isolates. Actinobacteria's biocontrol activity is correlated with host defence induction, lysis mechanisms, and antibiosis [16]. Integrating Actinobacteria strains in plant protection from phytopathogens is gaining interest and constitutes promising candidates for discovering novel secondary metabolites for biocontrol application on crops [2]. Moreover, Actinobacteria can promote plant growth via nutrient solubilization, nitrogen fixation, and phytohormone synthesis. Significant levels of IAA have been generated by rhizospheric *Streptomyces* strains [2, 10]. *Streptomyces griseorubens* BC10 produced up to 128.44 $\mu\text{g mL}^{-1}$, according to Boubekri et al. [4]. Our recent study reported the production of IAA from 28 actinobacteria isolated from wheat rhizosphere in the region of Tiffeche, Algeria, with *Streptomyces rubrogriseus* AW22 exhibiting the highest IAA yields (24 $\mu\text{g mL}^{-1}$) [2]. According to Figure 2, Act 02 exhibited the highest IAA yield compared with those obtained by Alloun et al. [2]. Ammonia and HCN were discovered to be produced by these isolates. Actinobacteria's antagonistic potential may be linked to the HCN generation and diffusible antifungal metabolites, as there was no direct contact between the target fungal pathogen and Actinobacteria [2].

Actinobacteria isolates had distinct enzymatic profiles from one isolate to another. These enzymes actively contribute to the organic matter degradation and the cycling of nutrients in soil, which are both necessary for the survival of strains under different growth conditions [6]. Isolate Act 02 was found to solubilize phosphate and tolerated high concentrations of NaCl 1-8% (optimal at 1-3%). The capacity of actinobacteria to solubilize phosphate was reportedly less studied than the other PGPR features [15].

Isolate Act 02 presents 99,04% similarity with *S. lividans* using 16S rRNA gene barcoding, and the National Center for Biotechnology Information (NCBI) received its sequence submission for GenBank. Its phylogenetic tree is displayed in Figure 3.

This study investigated the effects of Actinobacteria strain Act 02 spore concentrations on *Triticum durum* germination and growth (Figure 4). The germination rate in the control group was the greatest at 87%, whereas in treatments with decreased spore concentrations (A and F), the germination rate was lower, potentially inhibiting germination. The effects of treatments (B, C, D, and E) with different spore concentrations on germination were variables; however, they were not statistically significant.

The length of the plants in these treatments was just marginally less than the control. Plant growth was unaffected significantly by Treatment B. Further statistical analysis is necessary in light of these findings, highlighting the complex link between Actinobacteria strain Act 02 spore concentrations and durum wheat germination and growth.

5. Conclusions

The study suggests Actinobacteria strains as a potential biocontrol agent against *Fusarium* spp. and plant growth-promoting tools, offering an alternative to conventional pesticides and seed treatments for wheat seed emergence. However, further research is needed for sustainable cropping systems based on improved soil biodiversity. This report suggests enhancing soil and plant microorganisms for biocontrol, particularly *Fusarium* spp., by developing cost-effective fungicides and fertilizers for Algeria's durum wheat cropping systems.

Author Contributions: W.A.: Conceptualization, Project administration, Formal analysis, Software, Methodology, Validation, Writing – original draft, Writing - review & editing. H.K.: Formal analysis, Software, Methodology, Writing - review & editing. N.K.C.: Writing - review & editing, supervision. All authors have read and agreed to the published version of the manuscript.

Funding: This research received no external funding.

Institutional Review Board Statement: Not applicable.

Informed Consent Statement: Not applicable.

Data Availability Statement: Data will be made available on request.

Acknowledgments: We wish to thank the Laboratory of Mycology, Biotechnology and Microbial Activity, Department of Applied Biology, Constantine 1 university of Brothers Mentouri and the staff of the Biotechnology research center (CRBt Constantine), Algeria.

Conflicts of Interest: The authors declare no conflict of interest.

References

1. Abdelmoteleb A, Troncoso-Rojas R, Gonzalez-Soto T, González-Mendoza D (2017) Antifungal activity of autochthonous *Bacillus subtilis* isolated from *Prosopis juliflora* against phytopathogenic fungi. *Mycobiology* 45(4):385–391
2. Alloun W, Berkani M, Benaissa A, Shavandi A, Gares M, Danesh C, Lakhdari D, Ghfar AA, Chaouche NK (2023) Waste valorization as low-cost media engineering for auxin production from the newly isolated *Streptomyces rubrogriseus* AW22: Model development. *Chemosphere* 326:138394
3. Ansari WA, Krishna R, Zeyad MT, Singh S, Yadav AK (2020) Endophytic actinomycetes-mediated modulation of defense and systemic resistance confers host plant fitness under biotic stress conditions. *Microb. Versatility Varied Environ. Microbes Sensitive Environ.* Springer Singapore, pp 167–180
4. Boubekri K, Soumare A, Mardad I, Lyamlouli K, Hafidi M, Ouhdouch Y, Kouisni L (2021) The screening of potassium- and phosphate-solubilizing actinobacteria and the assessment of their ability to promote wheat growth parameters. *Microorganisms* 9(3):1–16
5. Farda B, Mattedi A, Djebaili R, Pace L, Del Gallo M, Pellegrini M (2022) Microbial Community Investigation of Wild Brambles with Root Nodulation from a Calcareous Nitrogen-Deficient Soil. *Soil Syst* 6(4):96
6. Gares M, Benaissa A, Hiligsmann S, Cherfia R, Flahaut S, Alloun W, Djelid H, Chaoua S, Kacem Chaouche N (2023) Box- Behnken design optimization of xylanase and cellulase production by *Aspergillus fumigatus* on *Stipa tenacissima* biomass. *Mycologia* 115(4):437–455
7. Jamali H, Sharma A, Roohi, Srivastava AK (2020) Biocontrol potential of *Bacillus subtilis* RH5 against sheath blight of rice caused by *Rhizoctonia solani*. *J Basic Microbiol* 60(3):268–280
8. Khenaka K, Canfora L, Benedetti A, Leulmi N, Boulahrouf A (2019) Effect of *Capsicum annum* cultivated in sub-alkaline soil on bacterial community and activities of cultivable plant growth promoting bacteria under field conditions. *Arch Agron Soil Sci* 65(10):1417–1430
9. Kumar S, Stecher G, Tamura K (2016) MEGA7: Molecular Evolutionary Genetics Analysis Version 7.0 for Bigger Datasets. *Mol Biol Evol* 33(7):1870–1874
10. Oleńska E, Małek W, Wójcik M, Swiecicka I, Thijs S, Vangronsveld J (2020) Beneficial features of plant growth-promoting rhizobacteria for improving plant growth and health in challenging conditions: A methodical review. *Sci Total Environ.* doi: 10.1016/j.scitotenv.2020.140682
11. Passari AK, Mishra VK, Gupta VK, Yadav MK, Saikia R, Singh BP (2015) In vitro and in vivo plant growth promoting activities and DNA fingerprinting of antagonistic endophytic actinomycetes associates with medicinal plants. *PLoS One* 10(9):e0139468
12. Sadeghi A, Karimi E, Dahaji PA, Javid MG, Dalvand Y, Askari H (2012) Plant growth promoting activity of an auxin and siderophore producing isolate of *Streptomyces* under saline soil conditions. *World J Microbiol Biotechnol* 28(4):1503–1509
13. Slama H Ben, Cherif-Silini H, Bouket AC, et al (2019) Screening for fusarium antagonistic bacteria from contrasting niches designated the endophyte *Bacillus halotolerans* plant warden against fusarium. *Front Microbiol* 10(JAN):1–24
14. Suárez-Moreno ZR, Vinchira-Villarraga DM, Vergara-Morales DI, Castellanos L, Ramos FA, Guarnaccia C, Degrassi G, Venturi V, Moreno-Sarmiento N (2019) Plant-growth promotion and biocontrol properties of three *Streptomyces* spp. isolates to control bacterial rice pathogens. *Front Microbiol.* doi: 10.3389/FMICB.2019.00290
15. Sudiana IM, Putri A, Napitupulu TP, Idris, Purnaningsih I, Kanti A (2020) Growth inhibition of *Fusarium solani* and *F. Oxysporum* by *Streptomyces sasae* TG01, and its ability to solubilize insoluble phosphate. *Biodiversitas* 21(2):429–435
16. Toumatia O, Compant S, Yekkour A, Goudjal Y, Sabaou N, Mathieu F, Sessitsch A, Zitouni A (2016) Biocontrol and plant growth promoting properties of *Streptomyces mutabilis* strain IA1 isolated from a Saharan soil on wheat seedlings and visualization of its niches of colonization. *South African J Bot* 105(December):234–239

Disclaimer/Publisher's Note: The statements, opinions and data contained in all publications are solely those of the individual author(s) and contributor(s) and not of MDPI and/or the editor(s). MDPI and/or the editor(s) disclaim responsibility for any injury to people or property resulting from any ideas, methods, instructions or products referred to in the content.