

# Textile Pressure Sensors: Innovations and Intellectual Property Landscape <sup>†</sup>

Massimo Barbieri <sup>1,\*</sup> and Giuseppe Andreoni <sup>2,3</sup><sup>1</sup> Politecnico di Milano, Technology Transfer Office (TTO), Piazza Leonardo da Vinci 32, 20133 Milano, Italy<sup>2</sup> Politecnico di Milano, Dipartimento di Design, via Durando 10, 20158 Milano, Italy; email1@email.com<sup>3</sup> Bioengineering Laboratory, Scientific Institute IRCCS «E. Medea», 23842 Bosisio Parini, Italy

\* Correspondence: massimo.barbieri@polimi.it; Tel.: +39-02-2399-9233

<sup>†</sup> Presented at The 11th International Electronic Conference on Sensors and Applications (ECSA-11), 26–28 November 2024; Available online: <https://sciforum.net/event/ecsa-11>.

**Abstract:** Textile pressure sensors represent a recent field area of development within the field of wearable technology and smart textiles. The potential applications of these sensors are diverse, spanning healthcare, sports, and other domains. The objective of this paper is to provide a comprehensive analysis and benchmarking of the intellectual property rights (IPR) scenario for textile pressure sensors. Indeed, as the field progresses, it will be necessary to implement ongoing adaptations to IP strategies and legal frameworks in order to effectively address the emerging challenges and opportunities. A number of patent databases have been employed in order to evaluate the patent landscape pertaining to textile pressure sensors. This has involved the utilization of specific keywords.

**Keywords:** textile pressure sensors; wearable; patent landscape; intellectual property

## 1. Introduction

The integration of functionalized fibers or fabrics within smart textiles enables the monitoring of a range of physiological parameters, including electrocardiogram (ECG), respiration, temperature, and moisture. In some cases, even mechanical or electrical actuation can be embedded with technical fabrics in the garments [1].

The multifunctionality of these textiles is particularly beneficial in healthcare where they can be used for patient monitoring, in sports where they can be employed for performance tracking, and in ergonomic studies, where they can be used to assess body posture and movement [2–7].

Textile pressure sensors represent a recent field area of development within the field of wearable technology and smart textiles. The potential applications of these sensors are diverse, spanning healthcare, sports, and other domains [8–10].

These sensors are integrated into fabrics, thereby enabling the detection of pressure changes through touch or body movement, thus providing a seamless interface between the user and the digital world. The research and development of textile pressure sensors is concerned with the interdisciplinary fields of material science, electronics, and design.

Textile pressure sensors are primarily developed using conductive fibers or yarns, which are woven into or coated upon fabrics [11].

The underlying electric principles are as follows: (1) the use of materials whose electrical resistance changes under pressure, or (2) the modification of the sensor geometry which results in a change in electrical capacitance.

The aforementioned materials comprise conductive polymers, carbon nanotubes, and metallic nanoparticles in a deposited ink. The integration of these materials into textiles can be achieved through a variety of techniques including weaving, knitting,

**Citation:** Barbieri, M.; Andreoni, G. Textile Pressure Sensors: Innovations and Intellectual Property Landscape. *Eng. Proc.* **2024**, *6*, x. <https://doi.org/10.3390/xxxxx>

Academic Editor(s):

Published: 26 November 2024



**Copyright:** © 2024 by the authors. Submitted for possible open access publication under the terms and conditions of the Creative Commons Attribution (CC BY) license (<https://creativecommons.org/licenses/by/4.0/>).

printing, and embroidery. This results in the production of flexible, durable, and washable sensors.

As the technology matures, the status of intellectual property (IP) rights assumes greater importance for stakeholders seeking to define an exploitation strategy for their innovations.

The objective of this paper is to provide a comprehensive analysis and benchmarking of the intellectual property rights (IPR) scenario for textile pressure sensors. Indeed, as the field progresses, it will be necessary to implement ongoing adaptations to IP strategies and legal frameworks in order to effectively address the emerging challenges and opportunities. A patent landscape is a specific type of patent search conducted to identify the most recent inventions or to study the evolution of a particular technology and provides an overview of patent activity. A patent landscape analysis (PLA) was carried out on textile pressure sensors, used in a variety of applications, including wearable electronics, healthcare monitoring, and smart textiles. This paper describes the methodology and the outcomes of this PLA.

## 2. Materials and Methods

The research is based on a “systematic” review in the most relevant patent databases in order to evaluate the patent landscape of textile pressure sensors in terms of materials, manufacturing processes, sensing principle, by exploring the sources through specific keywords [12]. Data were extracted from of the following patent databases: Patentscope [13], Google Patents [14], Espacenet [15] and Orbit Intelligence [16]. The searches were conducted using keywords exclusively, across the Title, Abstract, Claims and Description search fields. Boolean and proximity operators were employed. The full details of all searches are provided in Appendix A.

The data set was crosschecked to exclude duplicates, records that were not within the scope of the search, and irrelevant records.

The time range for the analysis was set to 20 years, i.e., the validity period of a patent. All documents were admitted to this review: granted patents or filed inventions still pending approval (application status).

## 3. Results and Discussion

The outcomes of the patent searches are presented in Table 1.

**Table 1.** List of the results obtained through the patent searches.

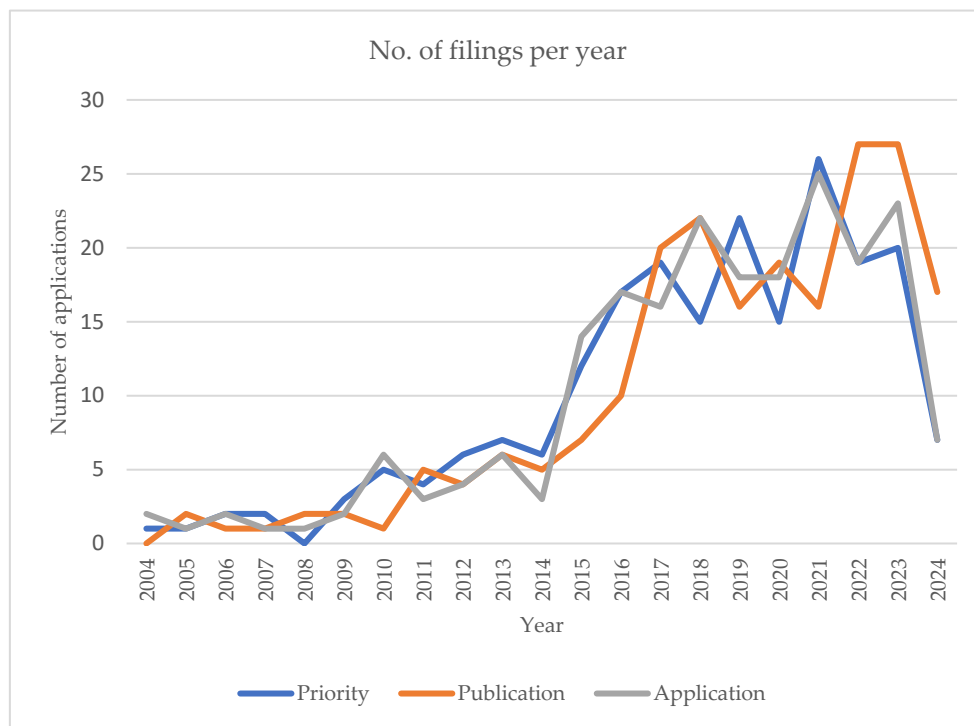
Database	Number of Documents Retrieved by Database Searching	Number of Documents Remaining After Screening
Patentscope	173	121
Google Patents	365	180
Espacenet	291	206
Orbit Intelligence	288	213

It can be observed that the number of results varies depending on the database, as each database is characterized by a distinct search engine. Additionally, the coverage of patent documents differs. Consequently, the subsequent analysis of data has been conducted on the results obtained by Orbit Intelligence, given its value-added data (concept extraction, key content, etc.), and the verification that this data extraction comprised the documents provided by the other databases. Thus, Orbit Intelligence demonstrated to be the most complete patent source for this search

The temporal analysis, as illustrated in Figure 1, highlights that up to 2009 the interest in this sector of innovation was very limited: very few publications or applications are shown. From 2010 to 2014 an increase in the trend is shown, even if it is moderate. Indeed, the number of patent filings shows a relevant change and increase from 2014 until 2021.

while in 2022, the number of filings seems to have reached a plateau or event to decrease. The data for 2023 and 2024 are not yet available, as patent applications are typically published 18 months after the initial filing.

The analysis of the successful examination reveals that 47.4% out of the received applications were granted, 26.3% are currently pending examination, 19.7% were lapsed due to the non-payment of maintenance fees or the lack of a response to an Office Action, 5.2% were revoked by the Patent Office, and 1.4% have expired.



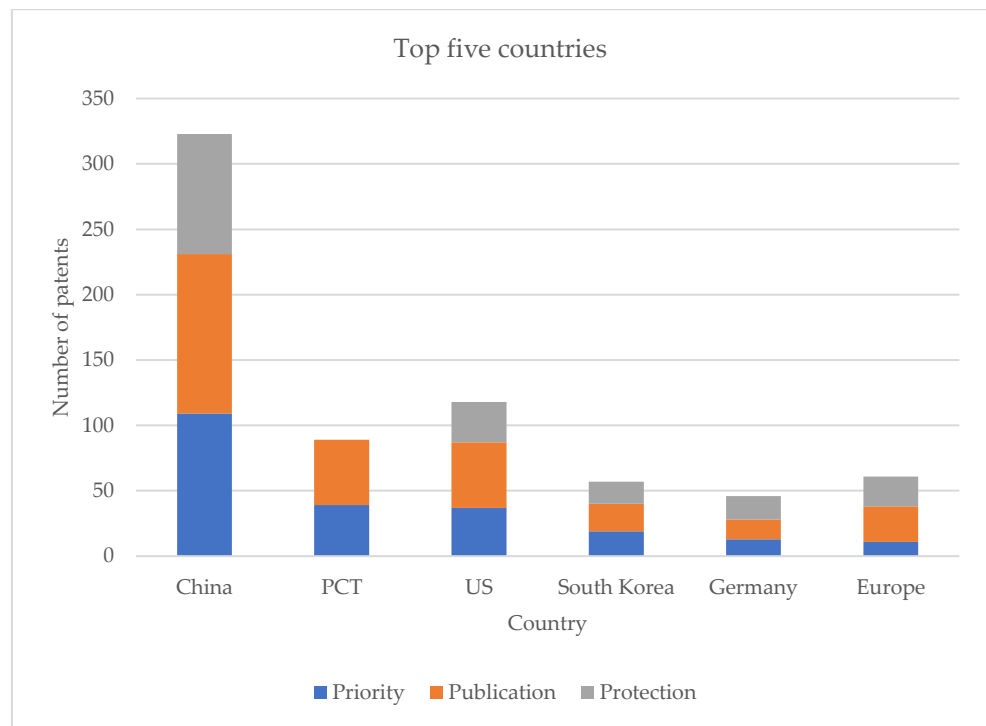
**Figure 1.** Number of filings over the past twenty years. In this figure, the priority, application and publication year are indicated.

Figure 2 illustrates the five countries with the highest number of filed and published applications. China leads the ranking with 109 priority applications, followed by the USA (37) and South Korea (19). Notably, the PCT procedure is a popular choice among applicants, with 39 applications.

The filing of a single international patent application under the Patent Cooperation Treaty (PCT) allows applicants to simultaneously seek protection for an invention in 157 countries.

The Patent Cooperation Treaty (PCT) does not function as a granting system, as there is no such thing as a “worldwide patent”. Rather, the PCT establishes a procedure for postponing the entry into the national phases.

This is usually employed when the applicant is uncertain as to the optimal geographical scope for extending the patent.



**Figure 2.** Number of filings over the past twenty years. In this figure, the priority, application and publication year are indicated.

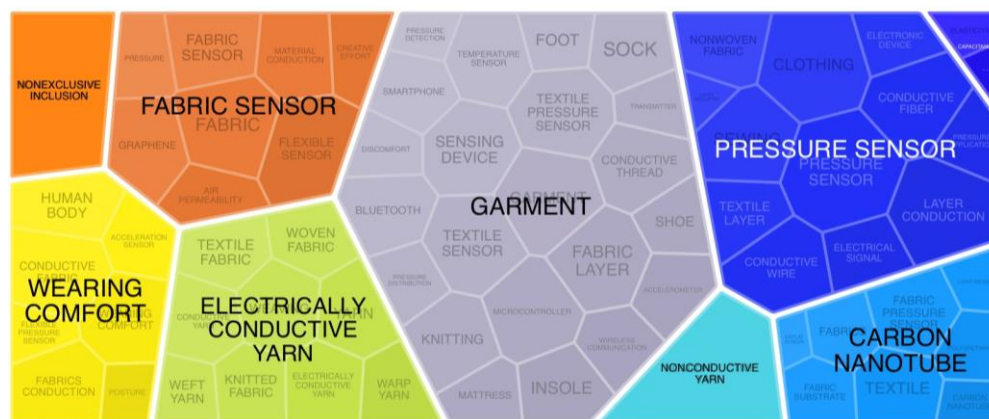
Table 2 presents a list of the most cited applications. It should be noted that half of these ones have expired, been deemed to be withdrawn or terminated before grant. Those highlighted in green are the ones the patent family is still in force.

**Table 2.** List of the most cited patents/patent applications.

Title of Patent/Application	Application No.	Priority Date	Forward Citations	Geographic Scope of Protection
Conductive pressure sensitive textile	WO200175778	2000	13	13
Textile pressure sensor	GB2443208	2006	8	1
Pressure sensor	WO2007059971	2005	6	4
Textile pressure sensor	WO2013120624	2012	6	4
Pressure sensor	WO9960357	1999	5	1
Fabric-based pressure sensor arrays including intersecting elongated conductive strips on opposite sides of a textile sheet	US11617537	2011	4	1
Tactile pressure sensor	WO0026627A1	1998	4	1
Textile capacitive pressure sensor	WO2005121729	2004	4	1
Sensors, interfaces and sensor systems for data collection and integrated remote monitoring of conditions at or near body surfaces	US20150177080	2015	3	12
Resistance-type pressure distribution fabric sensor	CN107144379	2017	2	1

In addition to the number of forward citations, it is also important to consider the geographic scope of protection, which indicates the number of countries in which the patent application has been filed and granted.

The Figure 3 shows the distribution of the primary concepts or applications for the analyzed results, allowing for the rapid identification of the most frequently occurring concepts. This can be interesting as a source of inspiration for new developments or the identification of protected technologies in a novel field.



**Figure 3.** Concept Clusters.

The documents retrieved by the search are categorized in the following top three subclasses: (1) G01L (Measuring force, stress, torque, work, mechanical power and efficiency, or fluid pressure), (2) A61B (Diagnosis) and (3) D10B (indexing scheme associated with the subclasses of Section D relating to textiles and the chemical composition of fibrous materials).

The textile-based sensors use different sensing mechanisms, piezoresistive (79 results), piezocapacitive (46), piezoelectric (43) and triboelectric (9).

In terms of materials used in force sensors, carbon allotropes are in first place: graphene (32 results), carbon black (26) and carbon nanotubes (14).

Other materials mentioned are: PEDOT (17), polyaniline (12), MXenes (7) and  $Ti_3C_2Tx$  (2).

In patent application No. CN115790920A (filed in 2022 and published in 2024), the conductive material comprises at least one of: carbon black, carbon nanotubes, carbon fibers, conductive graphite, graphene, gold powder, silver powder, and nickel powder [17].

Patent application No. CN115752827 (filed in 2022 and published in 2024) claims a stretchable array flexible fabric pressure sensor characterized in that the non-conductive fibers are at least one of cotton, viscose, nylon, or polyester fibers; the material of the conductive layer is at least one selected from carbon black, graphene, carbon nanotubes, polyaniline, PEDOT/PSS, silver nanoparticles and copper nanoparticles [18].

Patent application No. CN118482842A (filed and published in 2024) describes a method of fabricating a MXene fabric pressure sensor [19].

The fabric pressure sensor claimed in patent application No. CN117848556A (filed and published in 2024) is based on a liquid material (a gallium-indium alloy in an n-decanol solution) [20].

The pressure sensor claimed in patent application No. WO2015/014950 (filed in 2014) comprises a conductive polymer which is one of the following: poly(3,4-ethylenedioxythiophene) poly(styrene sulfonate (PEDOT:PSS), poly(4-(2,3-dihydrothieno[3,4-b]-[1,4]dioxin-2-yl-methoxy)-butanesulfonic acid) (PEDOT- S) and PEDOT:tosylate [21].

The resistive pressure sensor described in utility model no. CN206504812U is characterized in that the first and the second conductive layer is a carbon black-silicon rubber composite layer [22].

Other materials, mentioned in the scientific literature, such as transition metal sulfides (TDMs), metal organic frameworks (MOFs), black phosphorous, antimonene or  $\text{SnO}_x/\text{SnCl}_2$ , were not found in the results set.

Finally, the type of clothing to which the pressure sensors are attached is worth mentioning.

Garments (48 results) are the most commonly cited, followed by shoes (32), socks (19) and gloves (14).

#### 4. Conclusions

Textile pressure sensors can be used in a variety of applications, including wearable electronics, healthcare monitoring, and smart textiles. This is an interesting and wide market so the IPR in this sector could be strategic. The PLA that was carried out on textile pressure sensors confirmed a good number of interesting applications in the last 20 years (213 in total, selected through the Orbit Intelligence platform that showed the best performance among the available sources) with a positive trend in the number of patent applications until 2021. About half of the applications were then successfully granted.

Most of the priority patent applications (and utility models) were filed in China.

In addition, PLA has showed an increase in the use of piezoresistive materials.

These materials change their electrical resistance in response to applied pressure. Carbon-based materials (e.g., graphene, carbon black and carbon nanotubes) or conductive polymers such as polypyrrole are often used because of their high sensitivity and flexibility.

Some solutions indicating capacitive pressure sensors were also claimed.

In capacitive pressure sensors, two conductive layers are separated by a dielectric material. When pressure is applied, the distance between the layers changes, modifying the capacitance. The dielectric materials used can be silicone rubber or other flexible polymers.

Piezoelectric materials that generate a voltage when mechanically stressed were also found in the dataset. Common piezoelectric materials used in textile pressure sensors include polyvinylidene fluoride (PVDF) and its copolymers. These are often coated onto fibers or incorporated into layers within the textile.

From the PLA still emerges a current activity in the field, but a possible plateau or even a decreasing trend seems to start. This could be due to the following reasons: (a) the change of paradigm, for example moving towards Internet of Things solutions that are less embedded, less seamless, but somehow easier to be integrated into systems; or (b) the limits of the available materials, or (c) the limited economic impact for textile pressure sensors exploitation.

**Supplementary Materials:** The following supporting information can be downloaded at: [www.mdpi.com/xxx/s1](http://www.mdpi.com/xxx/s1), Dataset S1: Database results list.

**Author Contributions:** Conceptualization, M.B. and G.A.; methodology, M.B.; data curation, M.B.; writing—original draft preparation, M.B.; writing—review and editing, G.A.; supervision, G.A. All authors have read and agreed to the published version of the manuscript.

**Funding:**

**Institutional Review Board Statement:** Not applicable.

**Informed Consent Statement:** Not applicable.

**Data Availability Statement:**

**Conflicts of Interest:** The authors declare no conflict of interest.

#### Appendix A

This appendix provides a list of the search queries that were used to retrieve the patent data.

**Patentscope**

EN\_ALLTXT:(“textile pressure sensor\*”) OR (EN\_ALLTXT:(“fabric pressure sensor\*”) OR (EN\_ALLTXT:(“knitted pressure sensor\*”))) OR (EN\_ALLTXT:(“textile pressure”)^3 and EN\_ALLTXT:(sensor\*) OR (EN\_ALLTXT:(“knitted pressure”)^3 and EN\_ALLTXT:(sensor\*)) OR (EN\_ALLTXT:(“fabric pressure”)^3 and EN\_ALLTXT:(sensor\*))

**Google Patents**

TAC=(“textile pressure sensor”) OR (“fabric pressure sensor”) OR (“knitted pressure sensor”)

**Espacenet**

(ctxt = “textile pressure sensor?” OR ctxt=(“textile” prox/distance<3 “pressure sensor?”)) OR (ctxt = “fabric pressure sensor?” OR ctxt=(“fabric” prox/distance<3 “pressure sensor?”)) OR (ctxt = “knitted pressure sensor?” OR ctxt=(“knitted” prox/distance<3 “pressure sensor?”))

**Orbit Intelligence**

Search Step	Results	Query
1	21	(TEXTILE PRESSURE SENSOR)/TI/AB/CLMS/ICLM
2	52	(FABRIC PRESSURE SENSOR)/TI/AB/CLMS/ICLM
3	0	(KNITTED PRESSURE SENSOR)/TI/AB/CLMS/ICLM
4	87	(TEXTILE PRESSURE SENSOR)/TI/AB/CLMS/DESC/ODES/ICLM
5	130	(FABRIC PRESSURE SENSOR)/TI/AB/CLMS/DESC/ODES/ICLM
6	206	1 OR 2 OR 4 OR 5
7	59	(TEXTILE PRESSURE SENSOR)/KEYW/TI/AB
8	134	(FABRIC PRESSURE SENSOR)/KEYW/TI/AB
9	1	(KNITTED PRESSURE SENSOR)/KEYW/TI/AB
10	288	6 OR 7 OR 8 OR 9

**References**

- Dell’Eva, F.; Oliveri, V.; Sironi, R.; Perego, P.; Andreoni, G.; Ferrante, S.; Pedrocchi, A.; Ambrosini, E. Ink-based textile electrodes for wearable functional electrical stimulation: A proof-of-concept study to evaluate comfort and efficacy. *Artif. Organs* **2024**, *48*, 1138–1149. <https://doi.org/10.1111/aor.14773>.
- Perego, P.; Moltani, A.; Andreoni, G. Sport monitoring with smart wearable system. *Stud. Health Technol. Inform.* **2012**, *177*, 224–228. [10.3233/978-1-61499-069-7-224](https://doi.org/10.3233/978-1-61499-069-7-224).
- Cardinale, M.; Varley, M.C. Wearable Training-Monitoring Technology: Applications, Challenges, and Opportunities. *Int. J. Sports Physiol. Perform.* **2017**, *12* (Suppl. 2), S255–S262. <https://doi.org/10.1123/ijspp.2016-0423>.
- De Fazio, R.; Mastronardi, V.M.; De Vittorio, M.; Visconti, P. Wearable Sensors and Smart Devices to Monitor Rehabilitation Parameters and Sports Performance: An Overview. *Sensors* **2023**, *23*, 1856. <https://doi.org/10.3390/s23041856>.
- Donisi, L.; Cesarelli, G.; Pisani, N.; Ponsiglione, A.M.; Ricciardi, C.; Capodaglio, E. Wearable Sensors and Artificial Intelligence for Physical Ergonomics: A Systematic Review of Literature. *Diagnostics* **2022**, *12*, 3048. <https://doi.org/10.3390/diagnostics12123048>.
- Maceira-Elvira, P.; Popa, T.; Schmid, A.-C.; Hummel, F.C. Wearable technology in stroke rehabilitation: Towards improved diagnosis and treatment of upper-limb motor impairment. *J. NeuroEngineering Rehabil.* **2019**, *16*, 142. <https://doi.org/10.1186/s12984-019-0612-y>.
- Prasanth, H.; Caban, M.; Keller, U.; Courtine, G.; Ijspeert, A.; Vallery, H.; von Zitzewitz, J. Wearable Sensor-Based Real-Time Gait Detection: A Systematic Review. *Sensors* **2021**, *21*, 2727. <https://doi.org/10.3390/s21082727>.
- Chen, Y.; Yan, X.; Zhu, Y.; Cui, M.; Kong, L.; Kuang, M.; Zhang, X.; Wang, R. A carbon nanotube-based textile pressure sensor with high-temperature resistance. *RSC Adv.* **2022**, *12*, 23091–23098. <https://doi.org/10.1039/d2ra04036k>.
- Ho, J.-G.; Kim, Y.; Min, S.-D. Customized Textile Capacitive Insole Sensor for Center of Pressure Analysis. *Sensors* **2022**, *22*, 9390. <https://doi.org/10.3390/s22239390>.
- Su, M.; Li, P.; Liu, X.; Wei, D.; Yang, J. Textile-Based Flexible Capacitive Pressure Sensors: A Review. *Nanomaterials* **2022**, *12*, 1495. <https://doi.org/10.3390/nano12091495>.

11. Andreoni, G.; Standoli, C.E.; Perego, P. Defining Requirements and Related Methods for Designing Sensorized Garments. *Sensors* **2016**, *16*, 769. <https://doi.org/10.3390/s16060769>.
12. Barbieri, M.; Andreoni, G. Carbon Allotrope-Based Textile Biosensors: A Patent Landscape Analysis. *Eng. Proc.* **2023**, *58*, 107. <https://doi.org/10.3390/ecsa-10-16216>.
13. Patentscope. Available online: <https://patentscope.wipo.int/search/en/advancedSearch.jsf> (accessed on 19 August 2024).
14. Google Patents. Available online: <https://patents.google.com/advanced> (accessed on 19 August 2024).
15. Espacenet. Available online: <https://worldwide.espacenet.com> (accessed on 19 August 2024).
16. Orbit Intelligence. Available online: <https://www.orbit.com> (accessed on 19 August 2024).
17. Chen, Z.; Zhang, Y. Manufacturing Method of Flexible Textile Pressure Sensor and Flexible Textile Pressure Sensor. Chinese Patent Application No. CN115790920A. Available online: <https://worldwide.espacenet.com/patent/search/family/085433606/publication/CN115790920A?q=CN115790920A> (accessed on).
18. Luo, S.; Xie, X.; Zhang, T.; Yang, X. Stretchable Array Flexible Fabric Pressure Sensor and Preparation Method and Application Thereof. Chinese Patent Application No. CN115752827A. Available online: <https://worldwide.espacenet.com/patent/search/family/085369427/publication/CN115752827A?q=CN115752827> (accessed on).
19. Wen, W.; Peng, B.; Shi, B.; Xue, C.; Wu, J.; Zhang, M. Preparation Method of MXene Fabric Pressure Sensor and MXene Fabric Pressure Sensor. Chinese Patent Application No. CN118482842A. Available online: <https://worldwide.espacenet.com/patent/search/family/092192963/publication/CN118482842A?q=CN118482842A> (accessed on).
20. Li, T.; Zhang, Y.; Deng, J.; Jin, H. Flexible Fabric Pressure Sensor Based on Liquid Metal Material and Preparation Method Thereof. Chinese Patent Application No. CN117848556A Available online: <https://worldwide.espacenet.com/patent/search/family/090529905/publication/CN117848556A?q=pn%3DCN117848556A> (accessed on).
21. Saenz Cogollo, J.F.; Bonfiglio, A.; Fraboni, B. Textile Pressure Sensor and Method for Fabricating the Same. International Patent Application No. PCT/EP2014/066519. Available online: <https://worldwide.espacenet.com/patent/search/family/051260870/publication/WO2015014950A1?q=WO2015%2F014950> (accessed on).
22. Wang, F.; Wang, Y.; Rao, L.; Luo, S. Resistance Type Pressure Sensor and Wearable Equipment. Chinese Utility Model No. CN206504812U. Available online: <https://worldwide.espacenet.com/patent/search/family/059833881/publication/CN206504812U?q=CN206504812U> (accessed on).

**Disclaimer/Publisher's Note:** The statements, opinions and data contained in all publications are solely those of the individual author(s) and contributor(s) and not of MDPI and/or the editor(s). MDPI and/or the editor(s) disclaim responsibility for any injury to people or property resulting from any ideas, methods, instructions or products referred to in the content.