

Investigation of Particle Steering for Different Cylindrical Permanent Magnets in Magnetic Drug Targeting


Angelika S. Thalmayer, Samuel Zeising, Georg Fischer and
Jens Kirchner

Institute for Electronics Engineering, Friedrich-Alexander-Universität (FAU) Erlangen-Nürnberg

27. Oktober 2020

- ▶ Magnetic Drug Targeting
- ▶ Fundamentals
- ▶ Observed Model
- ▶ Results and Discussion
- ▶ Conclusion and Outlook

- ▶ New promising cancer treatment
- ▶ Cancer-drug is bounded to magnetic nanoparticles
- ▶ Particles are pulled into tumor with a magnet
- ▶ Enables local chemotherapeutic treatment



Magnetic nanoparticles¹

⇒ Effectiveness of the treatment depends on a successful navigation of the particles through the cardiovascular system.

¹H. Unterweger; et al. "Development and characterization of magnetic iron oxide nanoparticles with a cisplatin-bearing polymer coating for targeted drug delivery," International Journal of Nanomedicine, 5 August 2014.

- ▶ Superparamagnetic nanoparticles
- ▶ Motion of one particle (Newton's second law):

$$m_p \frac{dv_p}{dt} = F_m + F_f$$

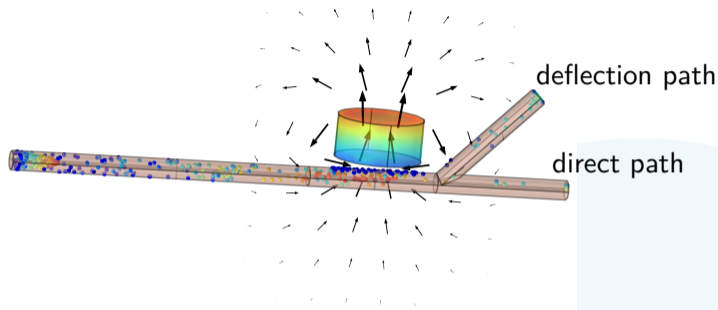
- ▶ Magnetic force F_m :

$$F_m = \frac{4\pi r_p^3}{3} \frac{\mu_0 3(\chi_p - \chi_f)}{3 + (\chi_p - \chi_f)} H \cdot \nabla H$$

- ▶ Drag force F_f :

$$F_f = -6\pi\eta r_p (v_p - v_f)$$

symbol	label
m_p	particle mass
$v_{p,f}$	particle/fluid velocity
r_p	particle radius
μ_0	permeability of vacuum
$\chi_{p,f}$	susceptibility of particle/fluid
H	magnetic field
η	fluid viscosity



- ▶ Transport from the left to the right within a 45° bifurcation vessel
- ▶ Particle packets of 5×100 particles
- ▶ Velocity of one particle is depicted by its color: red corresponds to a high and blue to a low normalized particle velocity

Simulation Parameters

category	symbol	value	unit	label
vessel	r_v	2	cm	radius
	L	13	cm	length
	μ_f	1	—	relative permeability of the fluid
particle	r_p	350	nm	radius
	ρ	2000	kg/m ³	density
	μ_p	4000	—	relative permeability
magnet	V	3	cm ³	volume
	M_{sat}	10 ⁶	A/m	saturation magnetization
varied	v	3,6,12,24	ml/min	fluid velocity
	rtl	0.5,1,2	—	magnet's radius to length ratio

$v = 3 \text{ ml/min}$

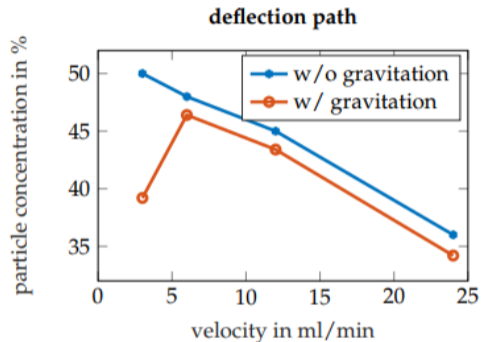
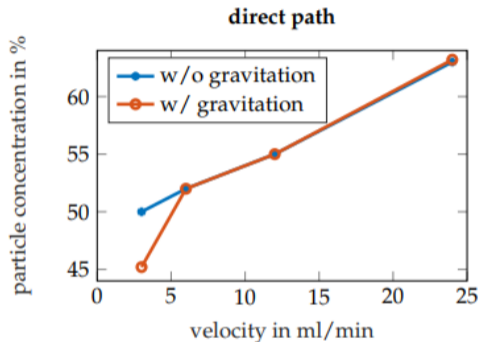


$v = 24 \text{ ml/min}$



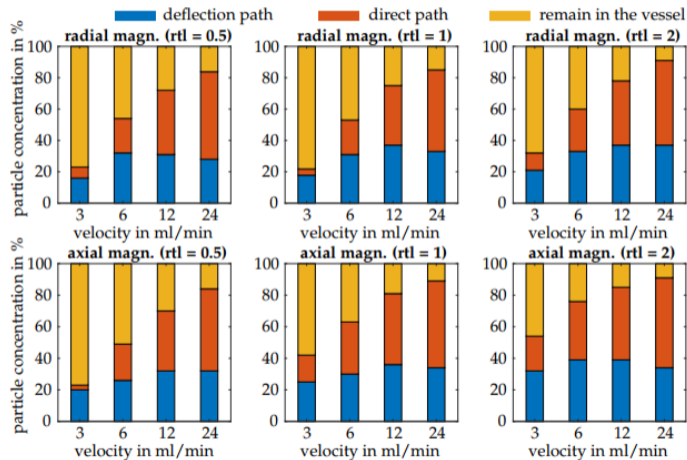
- ▶ Normalized velocity profile of the setup. The red color corresponds to a high and blue to a low normalized velocity
- ▶ Before the bifurcation: parabolic velocity profile
- ▶ At the bifurcation: turbulence \longleftrightarrow increasing with velocity
- ▶ Higher velocity in the middle of vessel \rightarrow greater drag force

Results: Influence of the Gravitational Force



- ▶ Influence of the gravitational force decreases with an increasing fluid velocity
- ▶ Impact in direct path only observable for $v = 3$ ml/min

Results: Influence of the Magnet



- ▶ For lower velocities magnetic field is too strong → most particles trapped by magnet
- ▶ Magnetization directions: higher impact of magnet for radial magnetization
- ▶ Smaller rtl-value has greater influence on particle propagation

- ▶ Particle steering depends on numerous parameters
- ▶ Influence of gravitation can be neglected for higher fluid velocities
- ▶ Particles in upper branch are trapped by magnet, the ones in the lower middle take desired direction
- ▶ For a fix fluid velocity and magnet, there must be an optimal zone to guide particles in the desired direction
- ▶ Deflection of particles towards a desired direction is difficult by using only one simple permanent magnet

- ▶ Replacing permanent magnet by electromagnet, to fit applied magnetic field strength and its gradient to current fluid velocity
- ▶ To solve the trapping problem, the magnet can be switched on and off
- ▶ Figure out „optimal zone“ for particle navigation
- ▶ Further optimization will be done

Thank you for your attention 😊

Questions?