

Effects of processing conditions of high hydrostatic pressure (HHP) on gelling abilities and properties of inulin - soy protein hydrogels



**Anna Florowska, Tomasz Florowski,
Patrycja Goździk, Adonis Hilal**

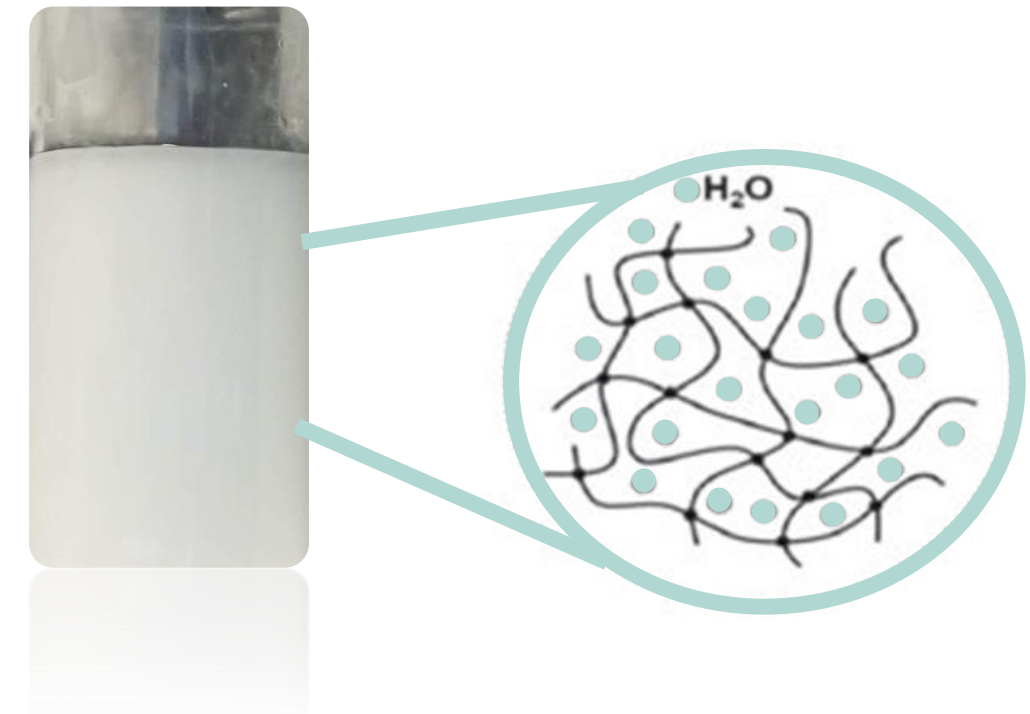
Institute of Food Science,
Department of Food Technology and Assessment, Warsaw
University of Life Sciences (WULS-SGGW),
159c Nowoursynowska Street,
02-787 Warsaw, Poland



Introduction



- ★ Hydrogels are materials with a three-dimensional hydrophilic network formed by polymer chains, and a large amount of water is bound inside this structure [1].
- ★ They can consist of synthetic or natural polymers, of which hydrogels based on natural polymers are preferred for safety in the medicine and food industry [2].
- ★ Currently, polysaccharide-protein hydrogels are very popular, most often consisting of polysaccharides such as starch, pectin or guar gum, and of plant or animal proteins [3].



Introduction



- ✦ It has been proven that the induction method can affect the properties of hydrogels, giving new possibilities for their use [4].
- ✦ In the literature, the high hydrostatic pressures (HHP) induction is mentioned among the most prospective methods of obtaining one – polimer gels [4;5].
- ✦ **That is why the aim of the research was to determine the effect of processing conditions of high hydrostatic pressure (HHP) on gelling abilities and properties of inulin - soy protein hydrogels.**

Materials and Method



Materials

- ★ The induced gels consisted of 20% inulin (INU; Inulin HPX Beneo, ORAFTI) and 1% or 6% soy protein isolate (SPI; MyProtein).

Preparations

- ★ The pressure treatments were 150, 300 and 500 MPa for 5, 10 and 20 minutes.



U 5000/120
(Unipress)

Methods

Volumetric gel index (VGI)


Multi-speckle diffusing-wave spectroscopy method (MS-DWS) - Rheolaser Master device (Formulation, Toulouse, France)

Yield stress
– rheometer (DV3T, Brookfield, Middleboro, MA, USA)

Centrifugal stability analysis method (CSA) – LUMiSizer 6120-75 (L.U.M. GmbH, Berlin, Germany)

Textural Properties – texture analyzer (TA.XT Plus, Stable Micro Mixtures, Surrey, UK)

Color parameters
– Minolta CR-400 colorimeter (Minolta, Japan)



Materials and Method



Methods

- ★ **Volumetric gel index (VGI)**, express the degree of gel formation as the volume of over the total volume. If there was no gel formed, VGI of the system would be 0; VGI would be between 0 and 100% for partial gel formation.
- ★ **Yield stress [Pa]**, rheometer (DV3T, Brookfield, Middleboro, MA, USA) vane spindle V74 with a torque range HA; parameters: the rotation speed was adjusted to rise by 0.10 RMP continuously until the gel structure reached its flow limit.

Materials and Method



Methods

- ★ **Textural Properties**, texture analyzer (TA.XT Plus, Stable Micro Mixtures, Surrey, UK), equipped with a 0.5 cm diameter cylindrical flat probe (P/0.5R) to measure the hydrogels **firmness** (N) (parameters: speed 1.0 mm/s, penetration depth - 8 mm); equipped with the TTC Spreadability Rig measure the hydrogels **spreadability** (Ns).
- ★ **Color parameters**, Minolta CR-400 colorimeter (Minolta, Japan; light source D65, and a measuring head hole of 8 mm). The color components in the CIEL*a*b* system.

Materials and Method



Methods

- ★ **Centrifugal stability analysis method (CSA)**, LUMiSizer 6120-75 (L.U.M. GmbH, Berlin, Germany), parameters: wavelength 870 nm, volume 1,8 mL of the dispersion; light factor: 1; 1500 rpm; experiment time: 15 h 10 min; interval time 210 s; temperature 20 °C.
- ★ **Multi-speckle diffusing-wave spectroscopy method (MS-DWS)**, Rheolaser Master device (Formulaction, Toulouse, France), parameters: samples, placed in glass vials 20 ml, wavelength 650 nm, time 23h, temperature 22 ± 1 °C.

Materials and Method



Statistical Analysis

- ★ The gathered data from three independent, experimental repetitions were statistically evaluated using the Statistica 13.3 (TIBCO Software Inc. Palo Alto, CA, USA) software. A one-way analysis of variance was performed to assess the significance of differences in the average values of measured parameters of inulin – soy protein hydrogels. Tukey's test at a significant level $\alpha = 0.05$ revealed significant differences between hydrogels obtained in different induction parameters and soy protein concentration.

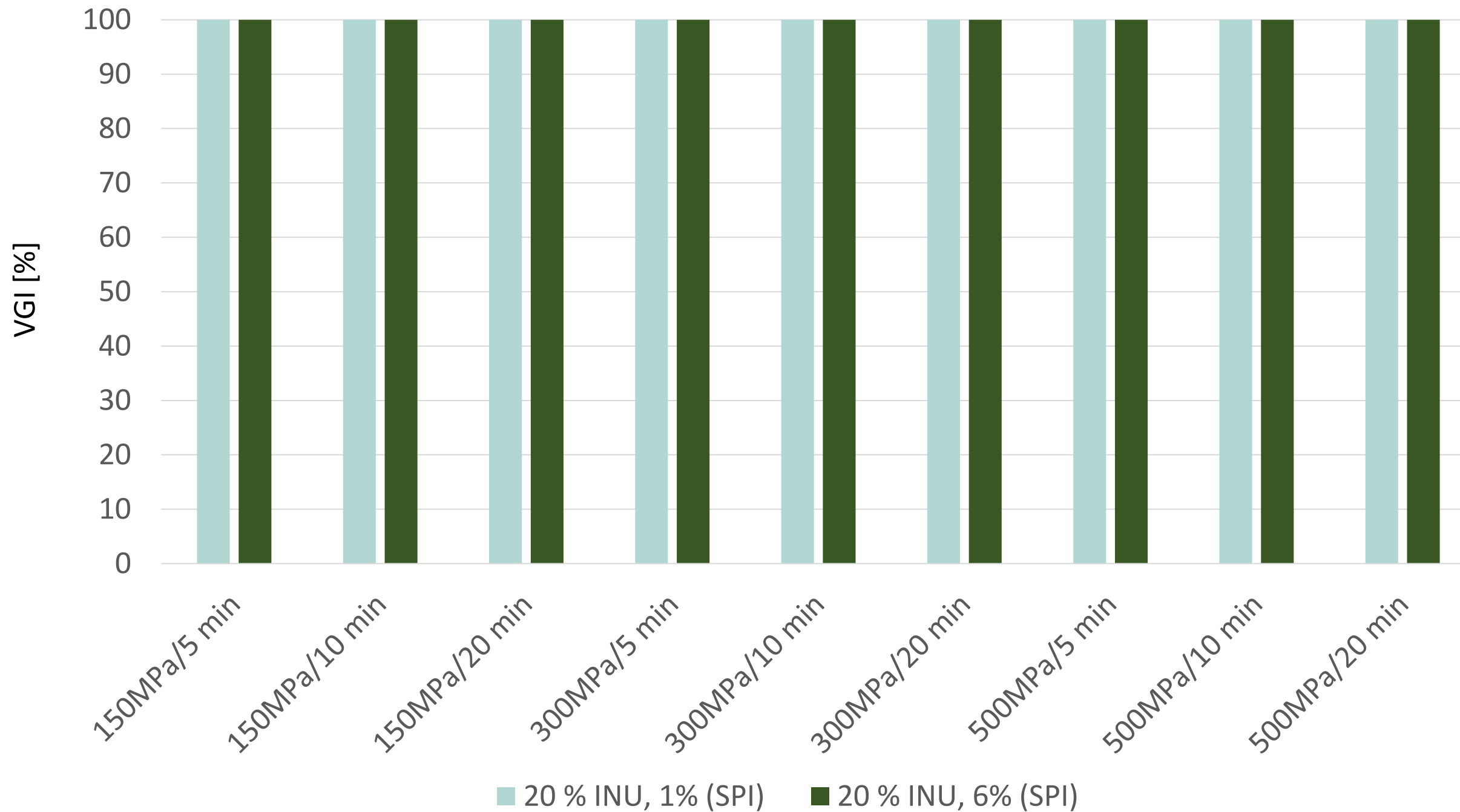
Funding

- ★ Research equipment was purchased as part of the Food and Nutrition Centre – modernization of the WULS campus to create a Food and Nutrition Research and Development Centre (CZiŻ)” co-financed by the European Union from the European Regional Development Fund under the Regional Operational Programme of the Mazowieckie Voivodeship for 2014–2020 (project no. RPMA.01.01.00-14-8276/17).

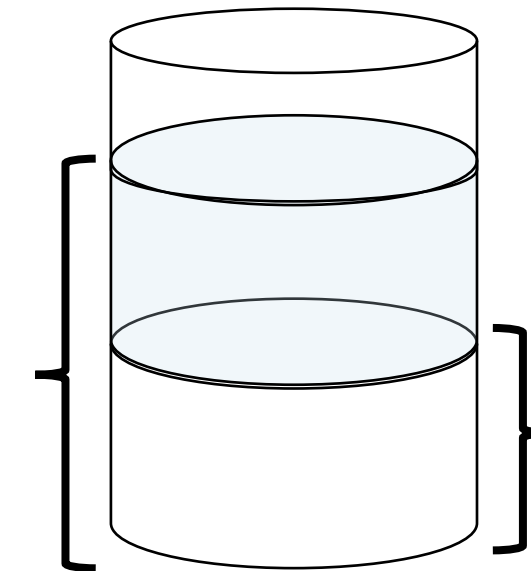
Results



Volumetric gel index



Total volume (Vt)



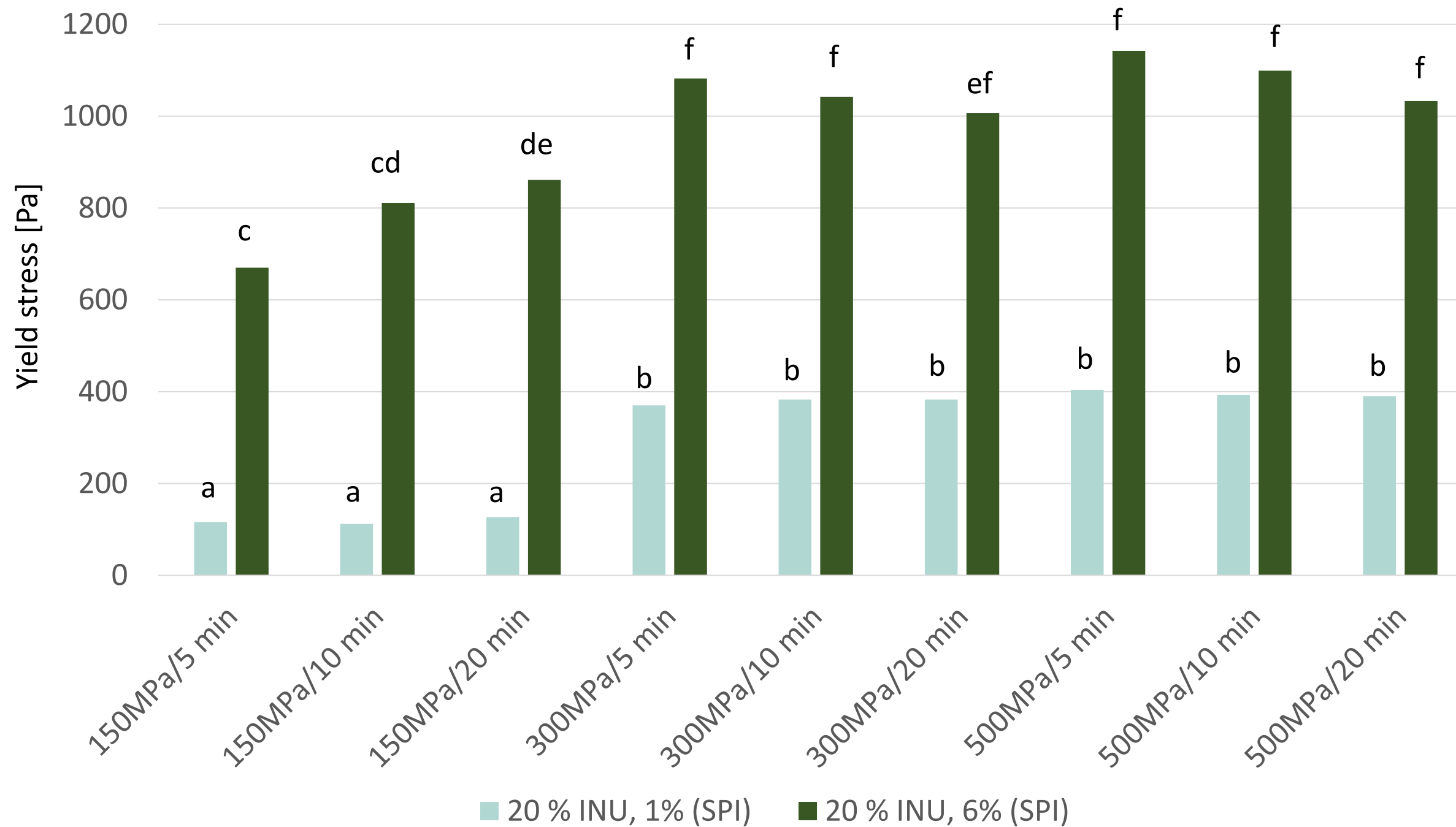
Gel volume (Vg)

$$VGI = \frac{Vg}{Vt}$$

Inulin-soy protein hydrogels can be formed by the high hydrostatic pressures (HHP) induction, regardless of the pressure applied (150, 300, 500 MPa) and time of induction (5, 10, 20 min.).

Results

Yield stress [Pa]



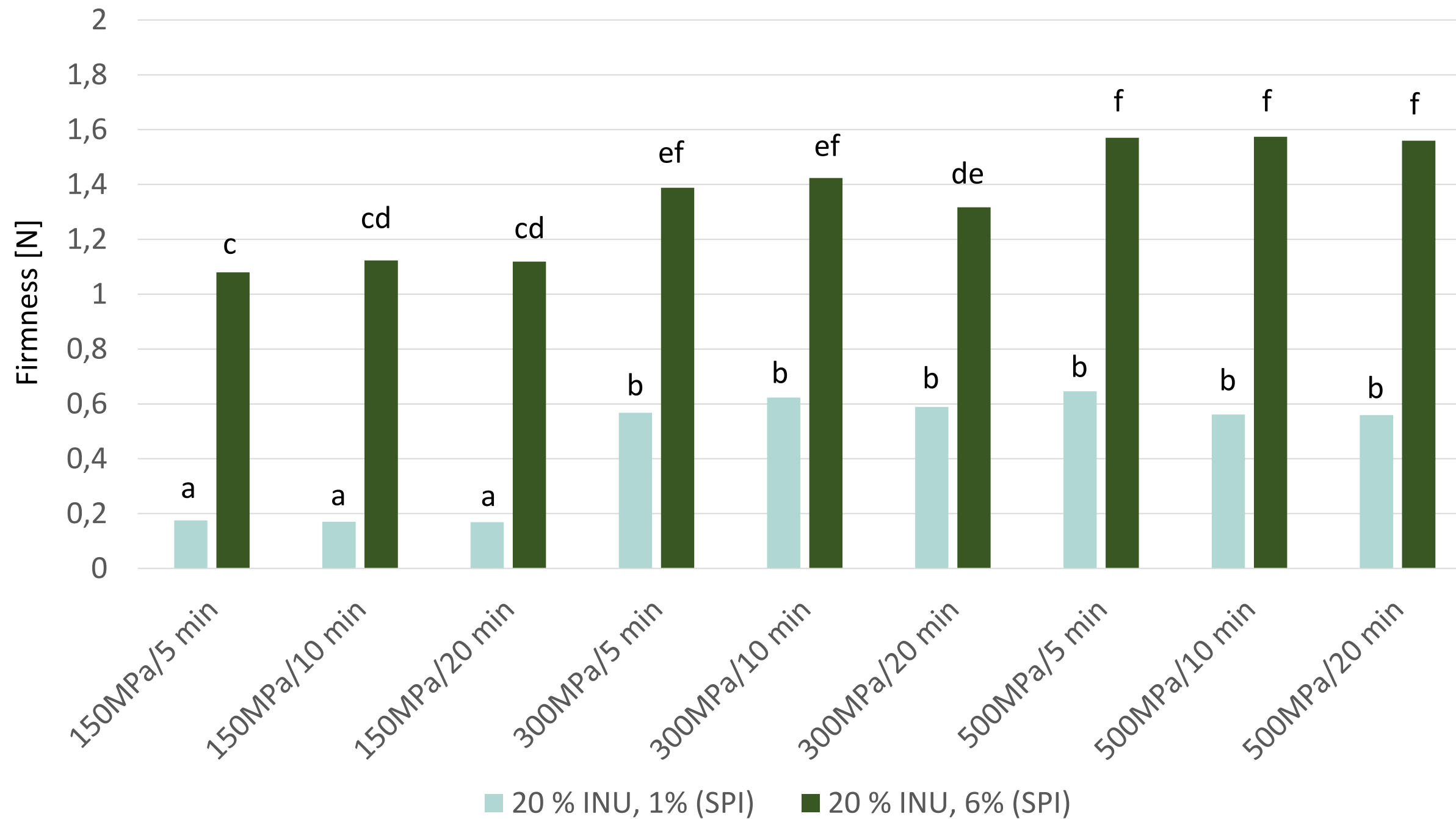
The induction of high pressure gelation had an effect on the yield stress regardless of the protein concentration used. This influence is visible especially in the case of higher values of applied pressures - 300 and 500 MPa, where the yield stress of inulin hydrogels increases.

Additionally, despite the 20% INU, 6% SPI samples, the induction time had no influence on the yield stress of the hydrogels.

Results



Textural Properties - firmness

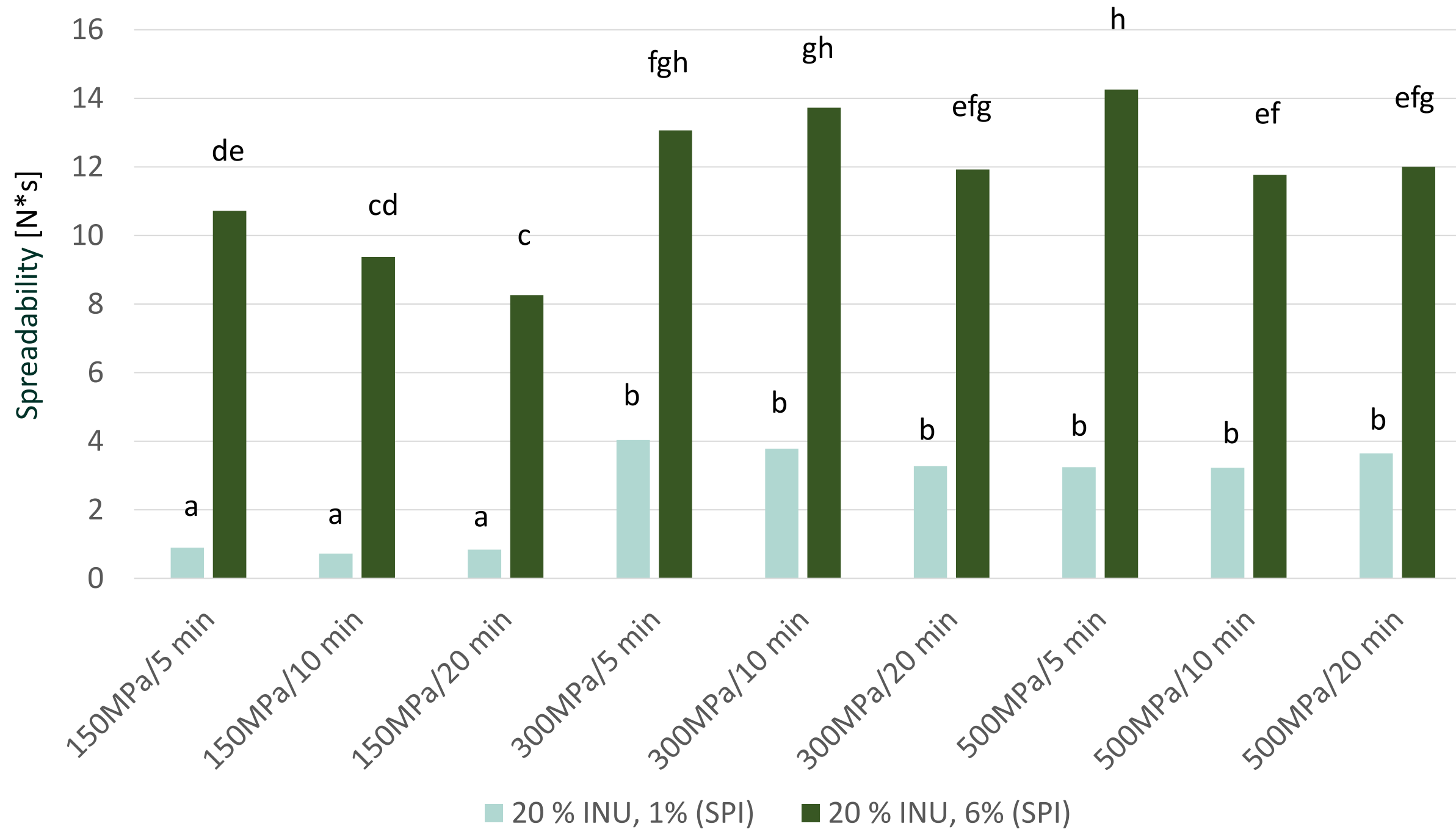


The use of higher pressures for induction of inulin-soy protein gels - 300 and 500 MPa, makes the obtained gels harder, regardless of the protein concentration used. It was also found that the induction time had no effect on the firmness of the hydrogels.

Results



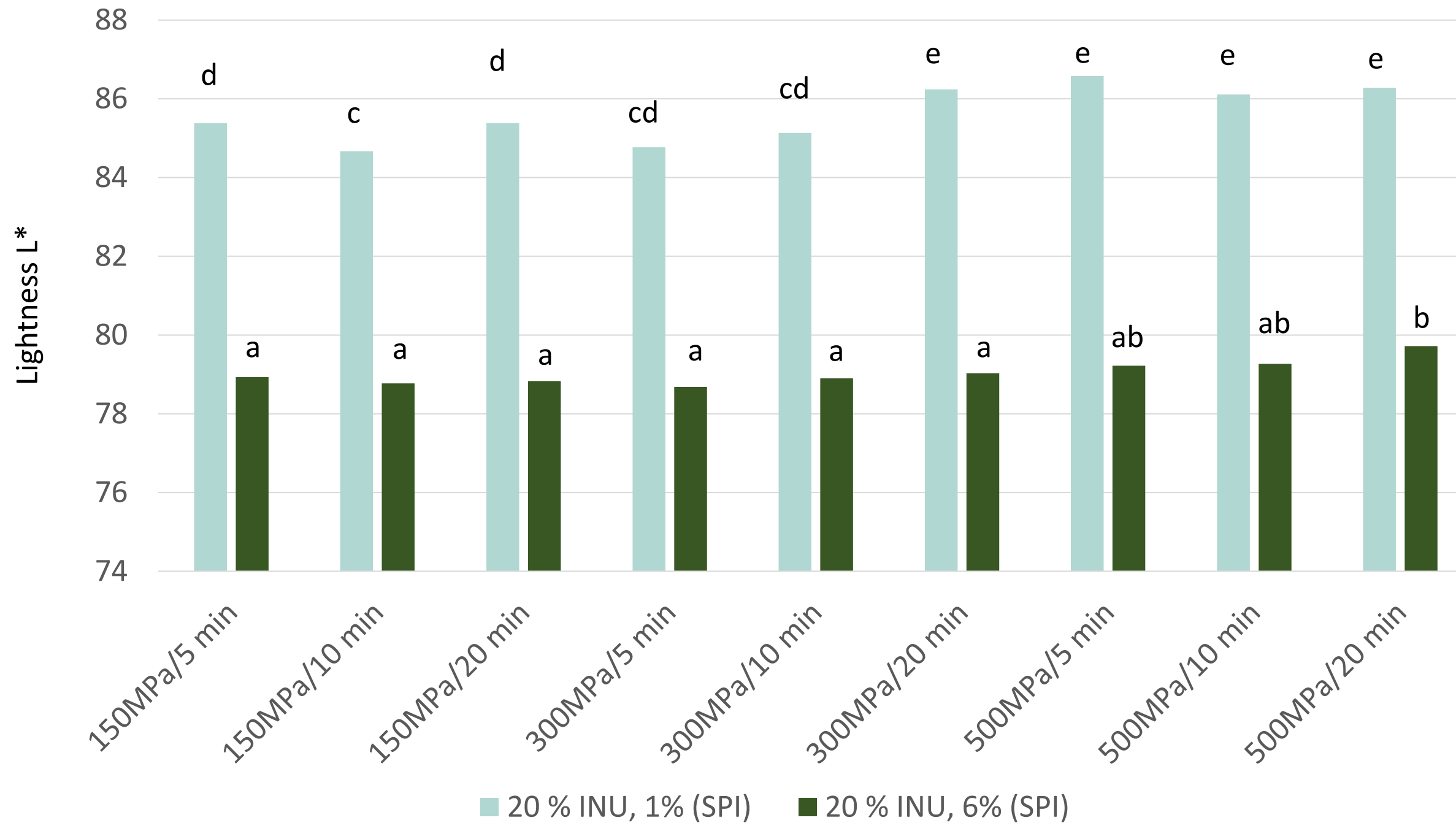
Textural Properties – spreadability [Ns]



It has been observed that higher pressures (300 MPa and above) make inulin-soy protein hydrogels more difficult to spread, regardless of the protein concentration used. Generally, at lower SPI concentration, no influence of the HHP induction time was observed, and at higher SPI concentration (6%), extending the induction time from 5 to 20 min results in more spreadable gels.

Results

Lightness L*

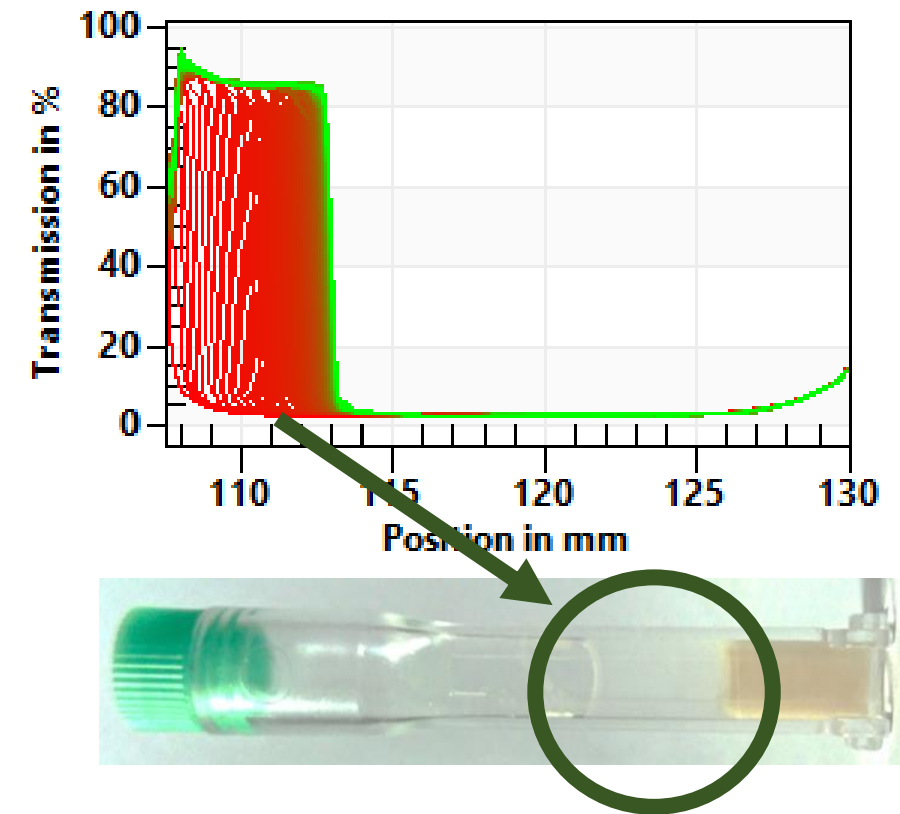
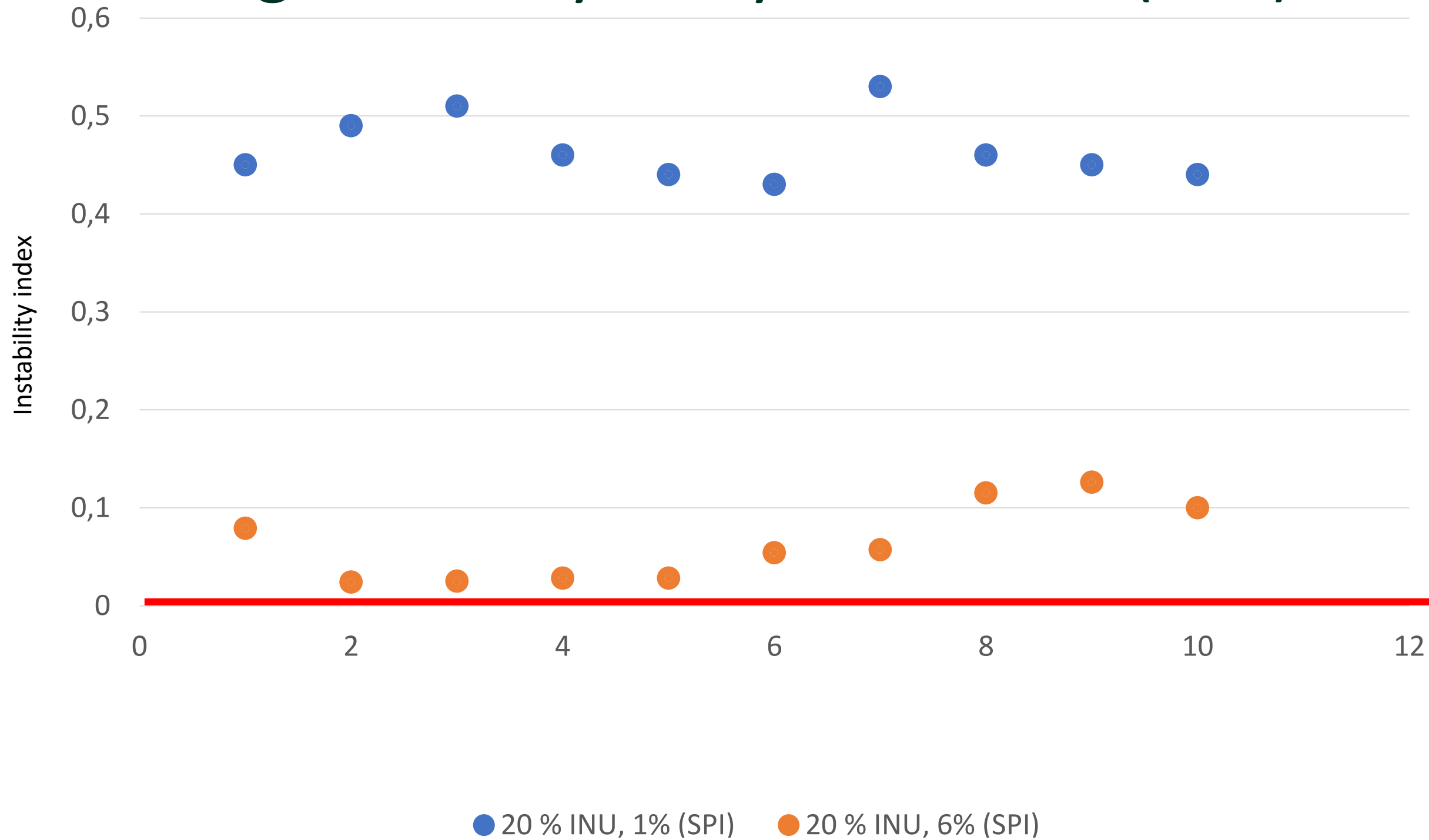


Comparing the obtained samples in terms of their lightness, a slight brightening of the samples was found when applying the highest pressure values (500 MPa) or the longest time of induction.




Results

Centrifugal stability analysis method (CSA)



It was found that the stability of the tested inulin-soy protein hydrogels was mainly influenced by the protein concentration, while gels containing 6% of proteins were more stable, regardless of induction parameters.

Stable gel - Instability index = 0

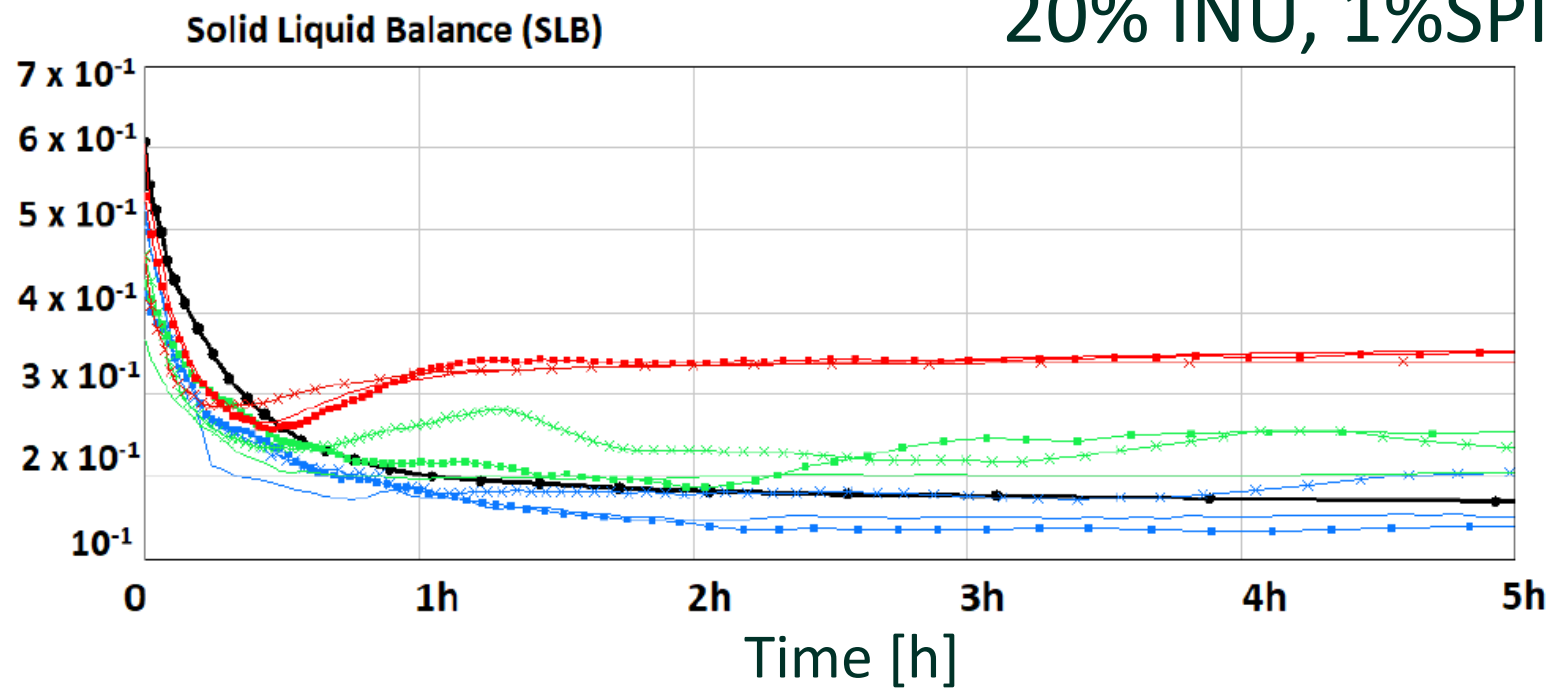


Results



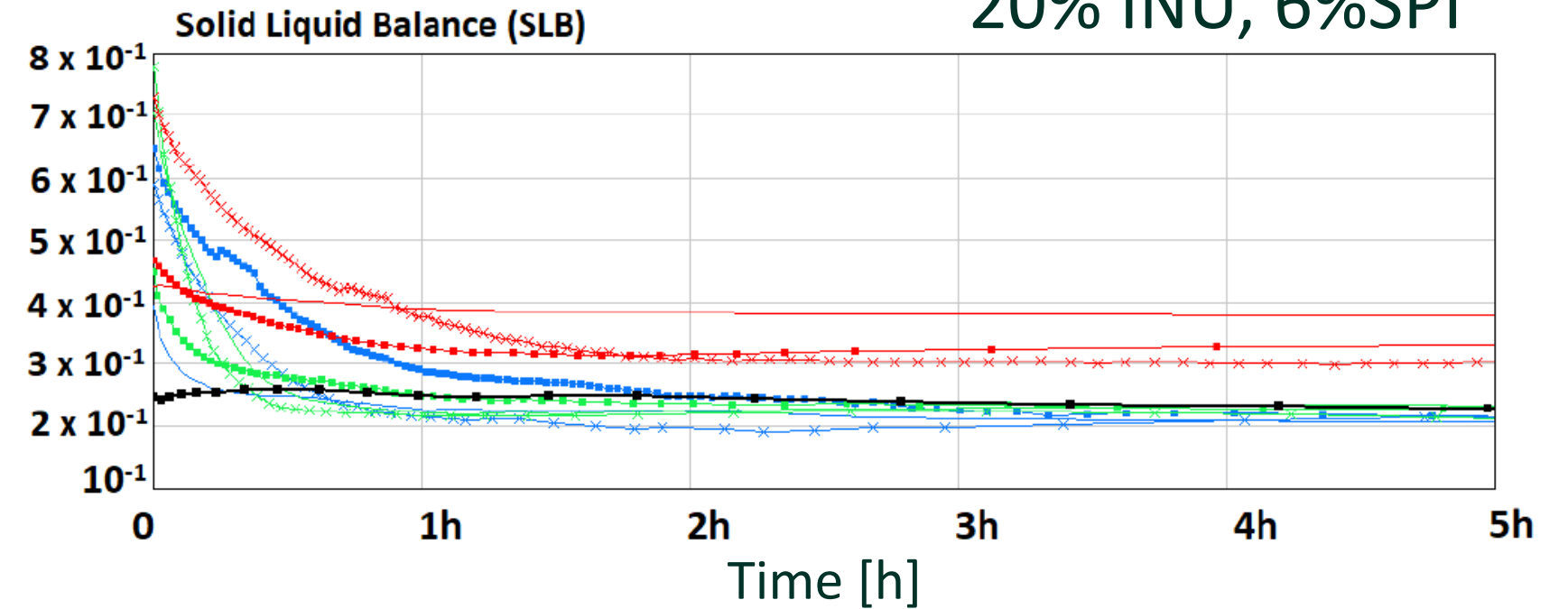
Solid Liquid Balance

20% INU, 1%SPI



- 150MPa 5 min
- 150MPa 10 min
- 150MPa 20 min
- 300MPa 5 min
- 300MPa 10 min
- 300MPa 20 min
- 500MPa 5 min
- 500MPa 10 min
- 500MPa 20 min

20% INU, 6%SPI



Solid Liquid Balance (SLB) gives indications of how the ratio of liquid-solid behavior changes over time. As the gelling process began to take place in the chamber of the high pressure device, low SLB values are observed. However, significant changes in the structure of the samples were still observed in the first hour of the test, during which gel formation occurred (SLB < 0.5) [6].

Conclusions



- ✦ Using the high pressure technique it is possible to induce inulin-soy protein hydrogels.
- ✦ By modifying the HHP induction parameters, especially the pressure applied, it is possible to obtain inulin - soy protein hydrogels with different properties. For example, by using higher pressures for the induction of hydrogels (300 and 500 MPa), gels with higher yield stress, firmness and spreadability values can be obtained.
- ✦ The pressurization parameters did not affect the stability of inulin-soybean protein hydrogels.

References



1. Ahmed E. M. 2015: Hydrogel: Preparation, characterization, and applications: A review. *Journal of Advanced Research*, 6, 105-121; <https://doi.org/10.1016/j.jare.2013.07.006>.
2. Klein M., Poverenov E. 2020: Natural biopolymer-based hydrogels for use in food and agriculture. *Journal of the Science of Food and Agriculture*, 100(6), 2337-2347; <https://doi.org/10.1002/jsfa.10274>.
3. Bharskar G. R. 2020: A review on hydrogel. *World Journal of Pharmacy and Pharmaceutical Sciences*, 9(7), 1288-1298; DOI : 10.20959/wjpps20207-16602.
4. Florowska A., Florowski T., Sokołowska B., Janowicz M., Adamczak L., Pietrzak D. 2020: Effect of high hydrostatic pressure on formation and rheological properties of inulin gels. *LWT*, 121, 108995; <https://doi.org/10.1016/j.lwt.2019.108995>.
5. Florowska A., Florowski T., Sokołowska B., Adamczak L., Szymańska I. 2021: Effects of Pressure Level and Time Treatment of High Hydrostatic Pressure (HHP) on Inulin Gelation and Properties of Obtained Hydrogels. *Foods*, 10, 2514; <https://doi.org/10.3390/foods10112514>.
6. Tisserand, C.; Kotzev, A.; Fleury, M.; Brunel, R.; Bru, P.; Meunier, G 2011: Non-contact measurement of viscoelastic properties of biopolymers. *NSTI-Nanotechnol*, 1, 36–40;