

Proceeding Paper

Recent Advances in Reactive Distillation [†]

Demi Andrei Barrientos, Beatrice Fernandez, Rachel Morante, Hannah Ruth Rivera, Karen Simeon
and Edgar Clyde R. Lopez *

Chemical Engineering Department, Adamson University, 900 San Marcelino St., Ermita, Manila, Philippines; email1@email.com (D.A.B.); email2@email.com (B.F.); email1@email.com (R.M.); email2@email.com (H.R.R.); email1@email.com (K.S.)

* Correspondence: edgarclydelopez09@gmail.com

[†] Presented at the 4th International Electronic Conference on Applied Sciences, 27 October–10 November 2023; Available online: <https://asec2023.sciforum.net/>.

Abstract: Reactive distillation (RD) combines chemical reaction and separation in a single unit essential to equilibrium-limited reactions. This new technique has multiple advantages over traditional processes, including lower operating costs, increased thermal energy efficiency, high product selectivity, high purity percentage, and lower environmental impact. This paper provides an overview of the features, industrial applications, and industrial perspective of Advanced Reactive Distillation Technologies (ARDT). The study focuses on five under-development ARDTs: Reactive Dividing-Wall Column (R-DWC), Reactive High-Gravity Distillation (R-HiGee), Reactive Heat-Integrated Distillation Column (R-HIDiC), Catalytic Cyclic Distillation (CCD), and Membrane-Assisted Reactive Distillation (MA-RD). The primary drivers for new RD applications are: reduced number of vessels, reduced residence time and holdup volume, increased mass and heat transfer, overcoming azeotropes, and prefractionation or impurity removal. ARDT's potential has yet to be studied, and research remains active to improve it further by investigating other RD technologies, simulation, and optimization techniques.

Keywords: reactive distillation; optimization; process intensification

1. Introduction

Reactive distillation (RD) is an integrated process that combines chemical reaction and distillation in a single unit. This integration offers several advantages over conventional processes, including reduced capital and operating costs, improved energy efficiency, and reduced environmental impact. In recent years, there have been many advances in RD technology, further enhancing its potential for industrial applications. One of the most significant advances in RD technology is the development of reactive dividing-wall columns (R-DWCs). R-DWCs are columns that are divided into two sections by a vertical barrier. The reaction section is located on one side of the barrier, and the distillation section is located on the other side. This configuration allows for the reaction and separation to be carried out in a single column while maintaining the desired separation between the products. Another important advance in RD technology is the development of catalytic distillation (CD). CD is a type of RD in which a catalyst promotes the reaction. The use of a catalyst can significantly improve the rate of the reaction, which can lead to increased productivity and improved selectivity. In addition to R-DWCs and CD, there have been several other advances in RD technology in recent years. These advances include the development of new types of reactors, new separation techniques, and new control strategies. These advances have made RD an increasingly attractive option for various industrial applications. In a study, reactive distillation, or catalytic distillation, is one of the most successful examples of process intensification [1].

Citation: Barrientos, D.A.; Fernandez, B.; Morante, R.; Rivera, H.R.; Simeon, K.; Lopez, E.C.R. Recent Advances in Reactive Distillation. *Eng. Proc.* **2023**, *52*, x. <https://doi.org/10.3390/xxxxx>

Academic Editor(s): Name

Published: date



Copyright: © 2023 by the authors. Submitted for possible open access publication under the terms and conditions of the Creative Commons Attribution (CC BY) license (<https://creativecommons.org/licenses/by/4.0/>).

Reactive distillation (RD) is a process intensification technology that integrates or combines the process of reaction and separation that both exist in a single distillation column. This integration offers several advantages over conventional processes, which includes the development of new types of reactors, such as microreactors and fluidized bed reactors, which offer improved mass transfer and reaction rates, the development of new separation techniques, such as membrane separation and extractive distillation, which can improve the selectivity of the reaction and lastly the development of new control strategies, which can improve the efficiency and operability of RD processes. RD has been successfully applied to various reactions, including esterification, hydration, etherification, and polymerization. In recent years, there has been a growing interest in developing advanced reactive distillation technologies (ARDTs) that can further improve the performance of RD processes.

Researchers have focused on developing advanced catalysts and reactive packing materials to enhance reaction kinetics and selectivity within the distillation column. It has been demonstrated that the use of structured catalysts in reactive distillation for the synthesis of high-value chemicals resulted in improved conversion rates and selectivity [2].

Advancements in process intensification techniques, such as heat integration and intensified mass transfer, have enabled the design of more efficient reactive distillation processes. In a study conducted, a novel multifunctional column design incorporating reactive distillation, extractive distillation, and heat pump technologies was proposed, leading to significant energy savings and improved process performance [2].

Reactive distillation offers the unique advantage of combining reaction and separation processes in a single distillation column unit, eliminating the need for separate reactors and distillation columns. This integration reduces equipment size, lower capital costs, and increases process efficiency. Reactive distillation has demonstrated substantial productivity improvements, making it a valuable technology for the chemical industry [3].

2. Recent Advances in Reactive Distillation

Distillation is a prevalent separation technique in the chemical industry, albeit a significant energy consumer. Since the mid-20th century, scholarly literature and patents on enhancing reaction and separation equipment design have prioritized energy conservation and economic efficacy [4]. Reactive distillation (RD) is a process intensification technology that has successfully enhanced chemical manufacturing [5].

The most recent research in the field primarily emphasizes the design elements of the reactive distillation unit and its corresponding operational parameters. These parameters include determining the necessary number of stages, the appropriate reactant feed locations, and potentially the liquid catalyst if it is homogeneously catalyzed. Additionally, the literature explores the reactive zone within the column if it is heterogeneously catalyzed, as well as the optimal reflux ratio. In a recent study, researchers introduced a new approach for optimizing the design and operation of a complex reactive distillation process [6]. The approach takes into account various process alternatives, such as pre-/side-reactors, side-strippers, and additional columns, using a superstructure approach. The optimization is based on a detailed cost-based objective function. Certain authors have also considered the selection of catalysts and the quantity of catalysts, which are crucial determinations in the design process [7]. In their recent study, researchers proposed a novel approach for efficiently determining the minimum catalyst quantity required to function in a heterogeneous reactive distillation process [8]. This method eliminates the need for complex simulations or optimization techniques. The authors suggest that during the design phase, the catalyst quantity should be at least six times the minimum amount determined by their proposed approach. Although numerous studies in open-access sources focus on the steady-state design of reactive distillation, a few also address the greater complexity of operational efficiency and control.

2.1. Advanced Reactive Distillation Technologies

Process synthesis ignores complex advanced reactive distillation technologies (ARDT) [9]. ARDT intensification adds spatial, temporal, thermodynamic, and functional process intensification (PI). The active field often uses reactive distillation as an example of reaction-separation synergy [10].

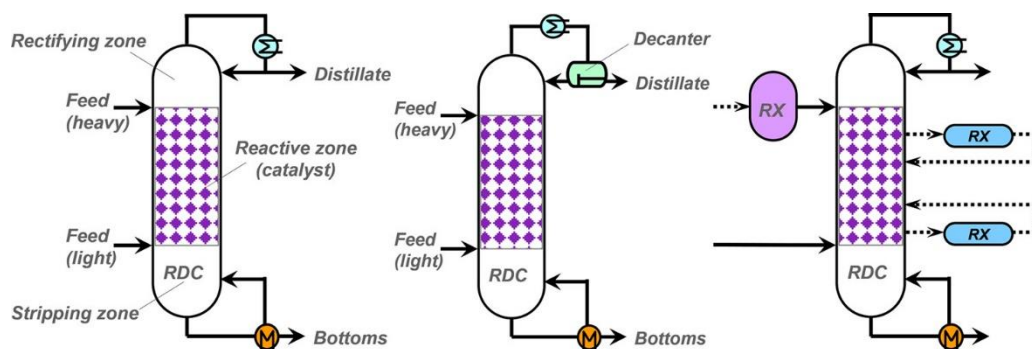


Figure 1. Configurations of reactive distillation (RD) processes: classical RD column (**left**), azeotropic RD (**middle**), RD with optional (dashed line), and pre-and/or side-reactors (RX) that can increase conversion (**right**). Reprinted with permission from [17]. Copyright 2019 American Chemical Society.

Advanced reactive distillation technologies (ARDT), which combine RD with extra PI capabilities, can increase the working conditions, let reactions and separations happen at the same time more often, and reduce the number of units because functions are integrated. ARDT is being made for MA-RD, RHiGee, R-HiDiC, R-DWC, and CCD [10].

2.1.1. Reactive Dividing-Wall Column (R-DWC)

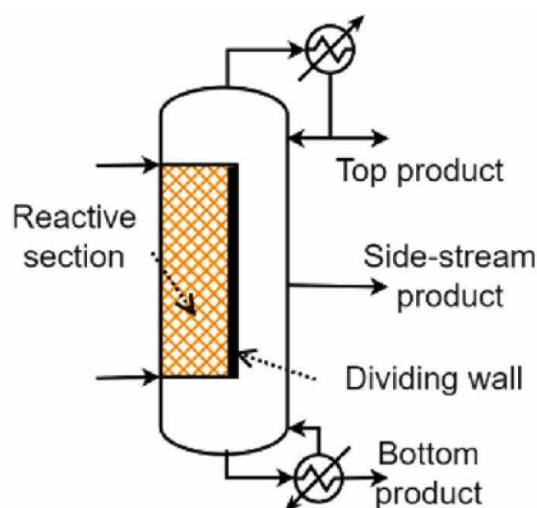


Figure 2. Configuration of a reactive dividing-wall column. Reprinted with permission from [9]. Copyright 2023 Elsevier.

Since simulations of processes using reactive dividing wall columns (RDWCs) showed energy and capital cost benefits, RDWC modeling has gained popularity. A sequential modular process modeling tool breaks RDWCs into flow sheets of thermodynamically identical reactive and non-reactive column sections. R-DWC simulations are time-consuming and hard to converge on. Equation-oriented solutions may perform better numerically [11].

Reactive dividing-wall columns (RDWCs) combine reactors and dividers. RDWC reaction systems have been proposed recently; however, further information is needed. Reactive distillation and the DWC help explain the RDWC's basic operation [12].

The reactive dividing-wall column (RDWC) is a single-column reactor and dividing-wall column. Recent RDWC reaction systems need more data. Reactive distillation and the DWC are used to examine the RDWC's mechanics and understand the process [14].

Changing stage and RD production can start or halt a response if the main product has side effects that make it less selective. RDWC can induce many liquid-phase processes under vacuum and higher pressure. Temperature-integrated RDWCs consume less energy. The R-DWC's single pressure setting may be inconvenient. Flying and field experience are examples of intermediate technology [9].

2.1.2. Reactive High-Gravity Distillation (R-HiGee)

Process intensification is becoming more significant in improving industrial chemical processes, opening up interesting new opportunities for integrated process synthesis and design [15]. High gravity (HiGee) uses revolving equipment to create a centrifugal field. Strong gravity fields (100–1000 g) change the flooding limit, allowing dense packing materials to have huge interfacial areas. RZB lower volume by 4–7 and HETP by 2–8 cm [16]. Spinning reactive strippers improve mass transfer and product concentration over static reactors. Component-based efficiency factors, instantaneous selectivity, and intraparticle diffusion modeling describe the suggested integrated process. HiGee distillation needs a catalyst. The two-stage counter-current rotating packed bed (RPB), an improved rotating zirconia bed (RZB), is the top RD machine used by HiGee contractors [16].

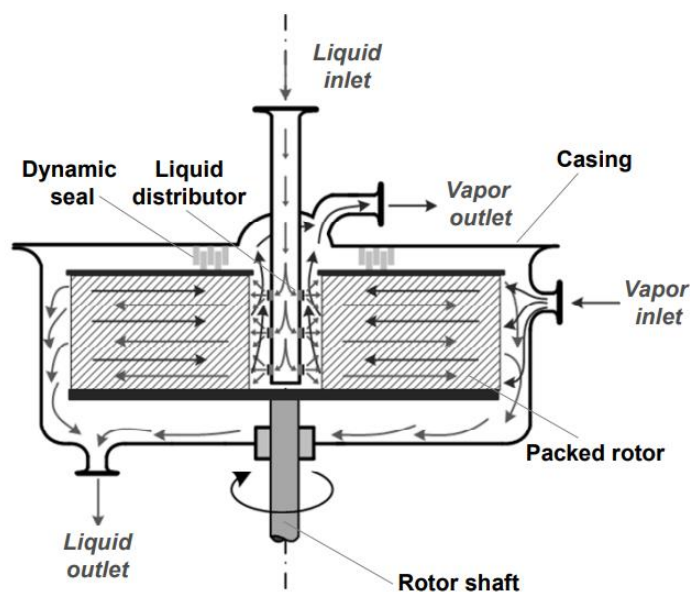


Figure 3. Working principle of HiGee distillation in a rotating packed bed (RPB). Reprinted with permission from [16]. Copyright 2017 John Wiley & Sons, Inc.

HiGee showed promise for RD and solid-catalyzed gas-liquid processes in published tests. Gas-liquid mass transfer rates and effective catalyst wetting at high gravity are the primary causes of this potential. However, continuous operation at high gravity erodes the catalyst trapped inside internals like wire mesh. RPBs' low liquid holdup and residence times limit their use in reactive systems with high response rates, which is a major drawback. To improve liquid-phase residence lengths and RPB applicability, reactive HiGee technologies require further study [16]. Only liquid-phase reactions can be used. Rapid reactions with competing serial processes increase selectivity and decrease yield losses [17].

2.1.3. Reactive Heat-Integrated Distillation Column (R-HiDiC)

Process intensification offers unique answers to contemporary problems in the chemical process industry. While there are several ways to go about synthesizing an enhanced process, most have their roots in process synthesis and optimization. This design technology features reactive distillation and internal heat-integrated distillation (HiDiC) as examples [18].

The heat-integrated distillation column (HiDiC) is a revolutionary technology for facilitating distillation that uses heat transfer. Internal heat integration is a technique for converting a column's full rectifying section into a heat source. On the other hand, the stripping part acts as a heat absorber. The heat is transferred from the rectification portion to the stripping section, which operates under high pressure. HiDiC has the potential to cut primary energy usage (and thus CO₂ emissions) by up to 90% [17].

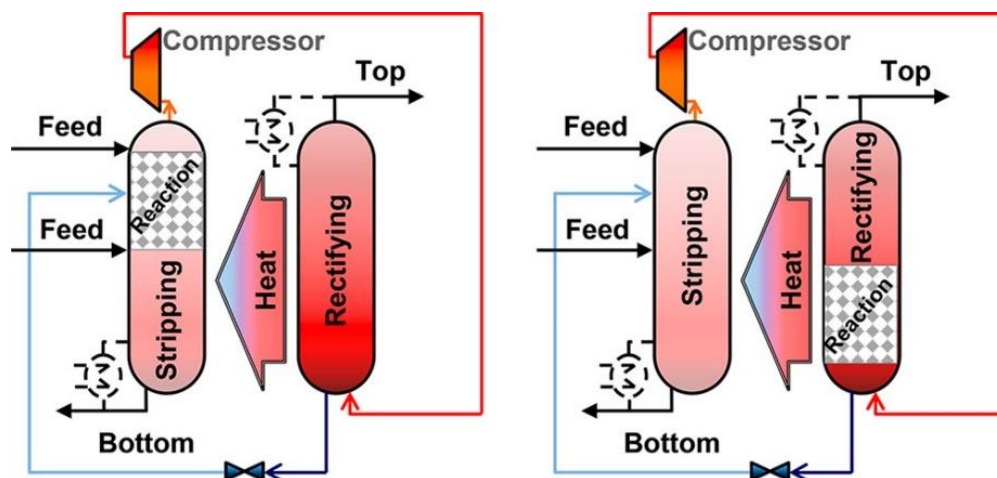


Figure 4. Heat integrated distillation column (left) and reactive HiDiC configuration (right). Reprinted with permission from [17]. Copyright 2019 American Chemical Society.

Heat Integrated Distillation Column (HiDiC) is a good way to reduce energy use. Even though the rectifying and stripping parts differ, heat moves from the rectifying parts to the stripping parts inside the distillation column. The compressor raises the part's working pressure and stage temperatures, which reverses [19]. Simulation tests for the steady state were made with the help of Aspen Plus 7.1. For the Tert-Amyl Methyl Ether (TAME) process, the R-HiDiC column simulation was built with the same design settings as regular reactive columns. A power-law framework was used to explain the reactions. Even though experimental validation of the process idea needs to be improved, all that has been done so far is simulation studies.

2.1.4. Catalytic Cyclic Distillation (CCD)

The principle of the cyclic distillation processes was developed over many years of engineering. The most well-known design methods for cyclic distillation columns are analytical and numerical techniques with increasingly increased levels of complexity and usability developed between 1977 and 2014 [20].

Controlled cycling alternates vapor-flow and liquid-flow times. Rising vapor hinders liquid flow down the column during vapor-flow times. Liquid flows from tray to tray during liquid-flow times. No downcomers make plates cheaper, easier, and more adaptable. Timer-controlled vapor line openings connect the reboiler and distillation tower. Distillation is superior because each tray's liquid is different and does not mix [21].

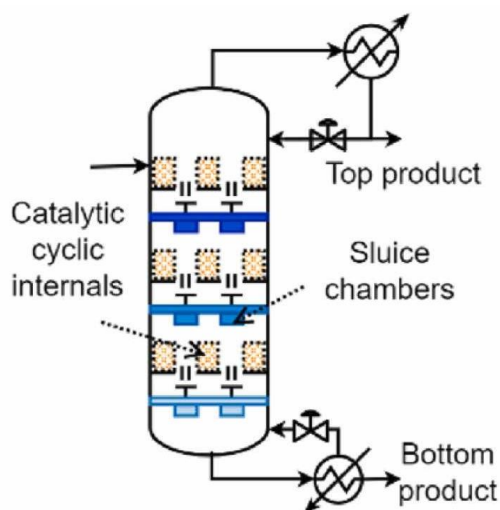


Figure 5. Configuration of catalytic cyclic distillation (CCD) column. Reprinted with permission from [9]. Copyright 2023 Elsevier.

Changes in the vapor flow period length can make the dwell time longer. So, CCD is best for systems where reactions happen slowly but not so slowly that a traditional reactor-separator process would be better. CCD may be suggested when the rate of reaction is slow to middling. Internals designed to work in a cycle cannot be used to clean [22]. Based on pilot projects and business experience, the technology readiness level could be better [17].

2.1.5. Membrane-Assisted Reactive Distillation (MA-RD)

Membranes are chemically impenetrable. Membrane separation is cheaper than distillation for azeotropic mixtures [23]. Benefits of membranes include their capacity to regulate the components in contact, their resilience to mechanical, chemical, and thermal stress, and the huge accessible surface area per unit volume. Due to their resistance to high temperatures, acidic and basic environments, inorganic membranes are recommended. Common membranes, like those made of metal, ceramic, zeolite, or carbon, use reactive split wall columns. The literature says carbon membranes are the most common way to separate biodiesel, but zeolite membranes are the best way to separate TAE [24].

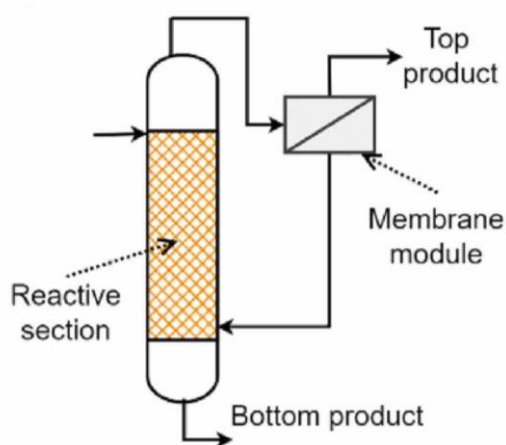


Figure 6. Configuration of Membrane-Assisted Reactive Distillation (MA-RD) column. Reprinted with permission from [9]. Copyright 2023 Elsevier.

MA-RD is recommended when an undesirable “azeotrope” is present and the components to be separated and retrieved as an exit stream have a temperature close to the issue component. Low-pressure streams can cause membrane modules to fail [9].

2.2. Industrial Application of Reactive Distillation

The technical process of reactive distillation, which allows for the strengthening of materials, relies mainly on modeling for its design, analysis, and improvement. The iterative calculation approach and the mathematical model’s nonlinear advancement may be modified because of how closely the reaction and distillation are associated [25]. Eastman Company made substantial efforts to generate high-purity methyl acetate with the advent of reactive distillation technology in 1980. Separate tables exhibit hybrid and non-hybrid RD data [24].

The most likely ways to lower capital and energy costs are to use membranes and reactive distillation; hence a hybrid process utilizing both unit processes is being studied [23]. Non-hybrid RD columns do not respond throughout, but hybrid RD columns have discrete reaction and separation zones. RD can separate catalysts during post-processing in liquid-phase homogeneous catalytic processes like butyl acetate synthesis using cation-exchange glue. Despite the use of homogeneous and heterogeneous catalysts, transesterification from palm oil and mustard oil has not been utilized in industrial settings. The light oil fraction is used in commercial deep diesel hydrodesulfurization [26].

2.3. Reactive Distillation from a Commercial Standpoint

Reactive distillation (RD) is a process that integrates separation and reaction within a singular vessel, thereby creating a hybrid system. In the 1920s, the development of this particular approach was obtained. However, this methodology was not extensively explored until 1980 (Eastman Company) when methyl acetate was successfully synthesized. The following reactions illustrate potential applications for reactive distillation [26].

2.3.1. Esterification

The process of esterification involves the reaction between an alcohol and an acid, forming an ester. Esters are a chemical compound class with an interesting fruity aroma [26].

Esters are primarily used to produce synthetic flavors and fragrances and serve as solvents for fats, gums, oils, and resins. In addition, they are utilized as substances that enhance the flexibility and durability of materials. Reactive distillation columns have been utilized for esterification, considered the earliest chemical mechanism. In the context of conventional methods for generating methyl acetate, the emergence of an azeotrope with a low boiling point is one of the factors that reduces the manufacturing yield of methyl acetate. The limitation above is eliminated in the context of reactive distillation, thereby enabling the collection of methyl acetate in a nearly unadulterated form. Fatty acid esters, naturally occurring compounds, have been employed in various applications such as plastics, cosmetics, and surfactants. Additionally, it has been documented that these esters can be synthesized through reactive distillation.

2.3.2. Transesterification

In general, this reaction involves the reaction between a triglyceride and an alcohol, resulting in the production of alkyl esters and glycerol. A prime illustration can be found in biodiesel production through this process. To date, there have been no reports of industrial facilities producing biodiesel via the synthesis in RD. However, existing literature suggests that a pilot-scale synthesis is a viable option. As mentioned above, the procedure occurs through the chemical reaction between vegetable oil and alcohol facilitated by an acidic or alkaline catalyst.

From an economic perspective, using heterogeneous catalysts proves more efficient in producing biodiesel. Transesterification is a favorable option in some instances as it circumvents water generation and yields an additional ester, thereby increasing the overall value. In comparison to hydrolysis, this process can prove advantageous.

2.3.3. Etherification

Etherification is a chemical process that involves the creation of ethers through the reaction between an alcohol and an acid. Ethers are extremely important to the fuel industry since, like alcohol, they can boost fuel's octane rating when incorporated in adequate amounts. This function is what gives ethers their central place in the industry. Over the past two decades, numerous model reactions utilizing RD, including ETBE, MTBE, and TAME, have been subject to investigation. The fuel oxygenates are synthesized through the chemical reaction between isobutylene and alcohol, forming ether and water. A further approach pertains to the chemical reaction of tert-amyl alcohol (TAA) and lower alcohol, which could include ethanol or methanol [26].

2.3.4. Alkylation

Alkylation is the general name given to shifting an alkyl group from a particular molecule to a subsequent one. This process occurs when an alkyl group is moved from one molecule to another. Ethylbenzene and cumene are both substances that can be obtained by employing the alkylation process. This process involves the reaction of alkanes, belonging to the paraffin compound family, with an aromatic compound, forming premium fuel alternatives such as cumene. Adding compounds to gasoline as a blend is a common practice to enhance its octane number and mitigate engine-related issues such as gum deposits resulting from oxidation [26].

2.3.5. Aldol Condensation

This is a chemical reaction in which an enolate ion undergoes a reaction with a carbonyl compound, forming a β -hydroxy ketone or β -hydroxy aldehyde. After this step, a dehydration procedure is carried out, which results in the formation of a conjugated enone. By employing catalyst selection and constant removal of the intended outcome from the reaction zone, reactive distillation, also known as RD, can improve selectivity in the direction of an intermediary or end product [26].

2.3.6. Dehydration

This refers to the process of eliminating water molecules. The process of obtaining acetol from glycerol is commonly employed. Typically, this chemical reaction is conducted by various metal catalysts, namely aluminum oxide, palladium, magnesium, copper, etc. The implementation of single and two-stage RD methodologies is progressing, particularly in regenerating non-precious and precious catalysts [26].

2.3.7. Acetylation

Several methods generate a secondary product with significant value in other industrial applications. A consequential by-product known as glycerol is obtained in biodiesel production through methanol utilization. Glycerol is a highly effective raw material for the acetylation process. It has been claimed that a conversion rate of roughly 99% from glycerol into triacetin may be attained when this process is carried out in a reactive distillation vessel. Triacetin is an additive that is integrated into fuels for compression engines. Its primary purpose is to reduce engine knocking [26].

2.3.8. Isomerization

This is a chemical process whereby a molecule undergoes a transformation resulting in the formation of another molecule with identical atoms but differing in their

arrangement. The isomers A-isophorone and B-isophorone can be effectively separated through reactive distillation due to their substantial variations in volatilities, despite their isomeric nature [26].

2.3.9. Oligomerization

The oligomerization process involves converting monomers into macromolecular complexes using a limited degree of polymerization. The hydrolysis of acid and oligomer esters was carried out using a reactive distillation technology, and the outcomes obtained agreed with the existing industrial-related manuscripts [26].

The attainment of product purity is a paramount necessity for meeting consumer demands. If these requirements are not compromised, or a substandard product is provided, the consumer's expectations will not be met. Therefore, it is imperative to establish precise quality parameters. The parameters exhibit variations across multiple situations. In the case of pharmaceutical products, it is necessary to provide several quality indices, such as the chemical and physical characteristics of a product, its shelf life, toxicity, and medicinal effects. Key quality indicators such as texture, taste, and nutritional value are important in food products. Likewise, in the case of chemical process products, it is necessary to employ the final product synthesis or its purity as a metric for assessing quality [26].

2.4. Simulation and Optimization Techniques Applied to Reactive Distillation Columns

Simulation and optimization refer to achieving the optimal outcome within a given set of conditions. "Optimization" refers to the systematic procedure of identifying the conditions that yield a given function's highest or lowest output. Process optimization involves systematically modifying a process to optimize a predetermined set of parameters while ensuring that certain constraints are not violated. Over the past 25 years, the chemical industry has experienced notable transformations due to amplified energy expenses, progressively strict environmental policies, and intensified worldwide competition in product pricing and quality. Optimization is considered to be a crucial engineering tool for tackling these concerns. Alterations in the design of plants and operational protocols have been managed to minimize expenses and comply with restrictions, focusing on enhancing efficacy and augmenting financial gain. Implementing optimal operating conditions can be achieved through heightened automation at various levels, such as process, plant, and company, commonly referred to as computer-integrated manufacturing. Statistical tasks are made more manageable and economical with the help of technology and the appropriate software [26,27].

Several deterministic optimization techniques based on analytical programming paradigms have been presented to design equilibrium and non-equilibrium RD columns [28,29].

2.4.1. Steady-State Simulation and Optimization

In a study, the process of esterification of methyl acetate was simulated under steady-state conditions utilizing the Aspen Plus software [26]. The Aspen Plus environment specifies various operating conditions, including the NRTL property method, Radfrac module, feed location, feed condition, column configuration (namely the reaction stage and number of stages), operating pressure, feed flow rate of the components utilized, and the type of condenser and reboiler. Findings show that the highest level of product purity is achieved at the uppermost stage. Moreover, it was illustrated that the highest achievable yield of methyl acetate product is 95.4%. The uppermost section of the column exhibits a significant reduction in the concentration of methanol and acetic acid, which suggests the attainment of full conversion of reactants and the consequent generation of the desired product.

In addition, the reboiler temperature is higher than the condenser temperature. According to the data, the condenser operates at a cooler temperature (57.4 degrees Celsius)

than the reboiler (62.75 degrees Celsius). The temperature of the reactive zone is adjusted between 61.3 and 77.8 degrees Celsius to coincide with the exothermic nature of an esterification process. Maximum condenser temperature was measured experimentally at 58 degrees Celsius, while the corresponding value from an Aspen Plus simulation was 57.4 degrees Celsius. This shows that the experimental results agree with the simulated results to an acceptable degree.

2.4.2. Sensitivity Analysis of Methyl Acetate RDC

Throughout its operation, reactive distillation shows several steady-state conditions. The phenomenon referred to is commonly recognized as the diversity of the process. Multiplicity can be classified into two distinct sorts: input multiplicity and output multiplicity. This refers to a situation in which a column produces identical results for varying process conditions. In the study, the researchers examined the phenomenon of input multiplicity, whereby identical output is produced under varying input conditions [26].

In conducting sensitivity analysis, the initial selection was made on the molar flow of methyl acetate, taking into account the predetermined lower and upper bounds of heat duties, which were established at 1 and 3 kW, respectively. In the second condition, the mean flow rate of the acetic acid in the feed was varied from 0.01 L/min and 0.08 L/min to assess the mass percentage of methyl acetate. Similarly, we have computed the bottom-to-feed ratio (B/F). As illustrated in the findings of the study, it is evident that the flow rate of methyl acetate exhibits an upward trend with an increase in heat duty. The highest flow rate was recorded at a heat duty of 6820 Btu/h, with a value of 0.927 lb mol/h. It was also shown that the mole fraction of methyl acetate produced corresponds to the acetic acid flow rate. The greatest product fraction measured was 95.2% at a flow rate equal to 0.0872 cubic feet per hour. The effect of changing the D/F and B/F ratios on the final composition was also investigated. The research showed that the optimal values for the distillate-to-feed (D/F) ratio were 0.6275 and 0.4238, respectively, which allowed for the highest possible product purity to be reached.

2.4.3. Methyl Acetate RDC Optimization

The efficiency of a reactive distillation column has the potential to be optimized by using a model analysis tool through the Aspen Plus simulator. Methyl acetate mass fraction analysis was the key objective of the research, with acetic acid flow rate standardization serving as a secondary variable [26]. The aim was to attain the minimum achievable product composition at the uppermost point of the column. The heat duty was constrained within fixed values ranging from 1 to 3 kW, corresponding to the lower and upper limits. Following the optimization process, the minimum configuration of methyl acetate was determined to be 26.99%, while the optimized heat duty required was 2 kW.

The study organized the sensitivity results and the optimization findings collected from the Aspen Plus simulation. The reboiler heat duty and the reflux ratio were tuned to a value of 2 kW and 4.69, respectively. This demonstrates a high level of correlation between experimental and simulated results. With reboiler heat duty as the controlled variable, the optimal methyl acetate flow rate is 0.093 lb mol/h, and the optimal acetic acid product percentage is 0.96 at the standard volumetric flow rate. The optimal flow rate and composition of methyl acetate were displayed together with the resulting sensitivity curve, and the resulting sensitivity curve for column temperature fluctuations due to reflux flow was also shown.

3. Research Gaps

Distillation is the most widely used chemical separation method in the Chemical Process Industries (CPI), accounting for 90–95% of all chemical and petroleum refining separations [30]. However, there are several drawbacks to this separation process, including increased installation space, a higher energy requirement, and decreased catalyst

selectivity. Since reactants are no longer converted into products once the system reaches equilibrium, the conversion constraints for the reversible reactions are hard to exceed to achieve the highest purity of the catalyst [26]. Furthermore, distillation is an inefficient process that results in higher costs. It is estimated that distillation columns consume 3% of global energy and as much as 80% of the power in chemical manufacturing facilities [7]. With these constraints, reactive distillation was developed as an innovative intensification technique in which product reaction and separation occur simultaneously in a single column. Furthermore, Process Intensification (PI) is a practical method for improving energy efficiency. Through integrated design and operation, the primary goal of process intensification is to reduce heat and mass transfer inhibitors while dealing with thermodynamic constraints [26].

Studies evaluated a synthesis of different Advanced Reactive Distillation Technologies (ARDT) [9]. A four-step decision-making flowchart is used in the methodology, which uses kinetic reaction and thermodynamic data such as fundamental parameters and operating windows and reaction kinetics. The methodology aims to direct technology selection through fundamental information while maintaining adaptability to meet the design problem's requirements.

One of the features of ARDT in the study is the Reactive Dividing-Wall Column (R-DWC). R-DWC is a technology that combines dividing wall columns and reactive distillation. The R-DWC aims to reduce the number of vessels while dealing with multiple outlet streams. R-DWC has a minimum of three outlet streams, which allows for removing intermediate-boiling elements and reactants within the system through boil-up and reflux and outside via the draw stream once the conversion is insufficient. The characteristics of R-DWC incorporate impurities that can interact with different species, reduced installation costs, increased product conversion and selectivity, dilute feeds, material constraints, undesired side reactions, and the disintegration of azeotropes in the reaction. However, the need for more recent studies can be attributed to the complexity of R-DWC and its emergence as a field of distillation research. R-DWC is complex due to its numerous design and operational variables. Furthermore, the study lacks information concerning the amount of catalyst to be used, reaction conditions, and residence time, as these are common problems in R-DWCs. The type and amount of catalyst used, residence time, and reaction conditions must be appropriate and compatible with the separation specifications in the separation processes.

Another ARDT investigated in the study is Reactive High-Gravity Distillation (R-HiGee). R-HiGee is a reaction and separation system with high gravity fields. It combines enhanced gravitational force with increased momentum, heat, and mass transfer to promote reaction and separation of phase. R-HiGee also reduces volume and residence time, which leads to the equipment being decreased. Packed beds are identified as potential HiGee contractors for reactive distillations in the study.

Further, as residence time is reduced, HiGee can achieve a high selectivity percentage. HiGee is frequently used for diffusion with limited systems with substantial viscosity and fast reactions in series. Despite these benefits, HiGee remains far from being an extensively developed technology, as indicated by the absence of recent studies. This study needs further to investigate the higher pressure drop during the process. Furthermore, rotating parts such as bearings, dynamic seals, and rotors must be studied because they affect long-term reliability.

Moreover, the Reactive Heat-Integrated Distillation Column (RHIDiC) combines reactive distillation with internally heat-integrated distillation columns through vapor recompression and heat integration. According to the study, heat exchange occurs in several opposite heat exchangers, with the stages not always at the same elevation. Furthermore, the viability of R-HIDiC is assessed using its boiling points at various pressures and an appropriate compression ratio. However, the researchers did not address the consumption of thermal energy of RHIDiC, which is highly critical. The distillation columns' heat requirements frequently account for most of the plant's total energy cost.

Catalytic Cyclic Distillation (CCD) utilizes the full advantage of the interactions of reactions combined and separated by adjusting the duration of the process during a cyclic operation, such as residence time. CCD has a two-step cycle consisting of a vapor-flow period in which vapor flows higher while the reaction happens in the liquid state and a liquid-flow phase in which the liquid moves downward without being remixed from one tray to another. With this, CCD works best for systems involving reactions with a reducing intermediate. Despite these benefits, the study requires additional research into its flexibility and the presence of several steady states. The contact of the reaction and separation results in nonlinear process behavior, resulting in various steady-state column profiles with varying conversions. Due to the higher degree of integration, flexibility is reduced, which must be studied to develop the technology further.

Further, Membrane-Assisted Reactive Distillation (MARD) is a membrane module linked to an RD unit that has emerged as a novel method for hybrid process intensification in bulk chemical products to achieve higher efficiency and yield. The membrane module is mounted to a feed stream to eliminate impurities, pre-fractionate the mixture, or is connected to an exit stream to rupture the azeotropes and recover homogeneous catalysts. According to the study, MARD is commonly used when an undesirable azeotrope exists at temperatures similar to the components that will be separated and acquired as an outlet stream. However, the study could not determine whether the membrane associated with the reactive distillation improved performance in effective energy efficiency. In addition, the hybrid process intensification needed to be thoroughly addressed, even though the combination of pervaporation membrane and reactive distillation produces a higher degree of separation.

4. Future Outlook

Reaction distillation is an advantageous process combining chemical reaction and distillation in a single operating unit. Compared with the traditional methods of handling and producing chemicals, reactive distillation offers several advantages. Reactive distillation helps energy efficiency, reduces waste products, and produces higher yields. With these advantages, researchers and engineers look forward to developing reactive distillation using new catalysts and reaction conditions that might be more compatible with distillation processes. The discovery of new catalysts will be critical in improving the efficiency and selectivity of reactive distillation systems. Catalysts that are tailored to specific reactions will become more widespread, allowing for more complex transformations with high yields.

Reactive distillation has the potential to considerably help the petrochemical sector. It may be used to make high-value compounds such as methyl tert-butyl ether (MTBE), ethyl tert-butyl ether (ETBE), and biodiesel, as well as improve the efficiency of traditional methods such as hydrocarbon isomerization. Reactive distillation may be used to make a variety of specialized compounds, such as esters, acylates, and specialty solvents. Its capacity to operate at a wide range of pressures and temperatures makes it suited for a wide range of reactions. Continued R&D efforts are required to realize the full potential of reactive distillation. This includes the creation of novel catalysts, new reactor designs, and enhanced process control methods.

Another future insight that researchers are seeing is the use of reactive distillation in other industries, such as pharmaceuticals; with this, RD might help discover and synthesize more complex compounds. Reactive distillation has the potential to transform pharmaceutical production by allowing more efficient and cost-effective synthesis of complex compounds. The process's continuous nature makes it appropriate for the synthesis of pharmaceutical intermediates and active pharmaceutical ingredients (APIs). Furthermore, reactive distillation can improve the manufacturing of food additives, taste compounds, and specialty components. Its capacity to manufacture high-purity goods is very significant in this industry.

Process intensification will become an increasingly important trend, driven by the demand for sustainability and resource efficiency. To enhance process efficiency, reactor designs will become more compact, and integration with other unit processes, such as membrane separation and heat integration, will be investigated. Advances in process control and automation will be critical to the future of reactive distillation. Real-time monitoring and control technologies will allow for better reaction management, making the process safer and more dependable.

Moreover, researchers also look into integrating RD with other unit operations such as membrane separation, reactor systems, and absorption. RD is useful in designing a process that maximizes its driving force, which can help design a reliable process and its controller structure [32]. Integration of RD with other unit operations can further improve process efficiency and produce better results. Integrating RD with other unit operations researchers are also looking into integrating RD with other technologies involving distillation. With this, it may help in getting better results [17].

Green chemistry concepts will play a critical part in the development of reactive distillation technologies as the world evolves toward more sustainable practices. This involves the use of renewable feedstocks, the reduction of waste, and the reduction of the environmental effect of chemical manufacture. As a result, modular and mobile reactive distillation systems will become more common. These machines are lightweight and portable, providing greater flexibility for on-site processing and decreasing the need for big, centralized facilities.

Developing reactive distillation has become a challenge, and while there is still a long way to go, this technique has the potential to transform the chemical industry and make it more sustainable and efficient. Reactive distillation offers a paradigm change in chemical manufacture, paving the way for more sustainable and efficient procedures in a variety of sectors. Looking ahead, continuous catalyst research, process intensification, and automation will expand reactive distillation's possibilities. This technology is positioned to play a crucial role in determining the future of chemical engineering, with possible applications spanning from petrochemicals to medicines and alignment with green chemistry principles. As challenges are overcome and knowledge deepens, reactive distillation promises to be at the forefront of innovation in the chemical industry, driving progress towards a more sustainable and efficient future.

Author Contributions:

Funding: This research received no external funding.

Institutional Review Board Statement: Not applicable.

Informed Consent Statement: Not applicable.

Data Availability Statement: Not applicable.

Conflicts of Interest: The authors declare no conflict of interest.

References

1. Malone, M.F.; Doherty, M.F. Reactive Distillation. *Ind. Eng. Chem. Res.* **2000**, *39*, 3953–3957. <https://doi.org/10.1021/ie000633m>.
2. Hou, Z.; Geng, X.; Ding, Q.; Li, H.; Guo, Y.; Gao, X. Understanding the Quantitative Matching Principle of Reaction and Distillation for the Reactive Distillation Process of Cyclohexyl Acetate Synthesis. *Ind. Eng. Chem. Res.* **2023**, *62*, 9849–9862. <https://doi.org/10.1021/acs.iecr.3c01137>.
3. Zhang, L. et al. *Reactive Distillation: Status and Future Directions*; Chemical Engineering Science: 2018; Volume 177, pp. 1–18. <https://doi.org/10.1002/3527600523.ch5>.
4. Muthia, R.; Reijneveld, A.G.; van der Ham, A.G.; Kate, A.J.T.; Bargeman, G.; Kersten, S.R.; Kiss, A.A. Novel method for mapping the applicability of reactive distillation. *Chem. Eng. Process.-Process Intensif.* **2018**, *128*, 263–275. <https://doi.org/10.1016/j.cep.2018.04.001>.
5. Orjuela, A.; Santaella, M.A.; Molano, P.A. Process intensification by reactive distillation. In *Process Intensification in Chemical Engineering: Design Optimization and Control*; Springer: Cham, Switzerland, 2016; pp. 131–181.

6. Tsatse, A.; Oudenhoven, S.; Kate, A.T.; Sorensen, E. Optimal design and operation of reactive distillation systems based on a superstructure methodology. *Chem. Eng. Res. Des.* **2021**, *170*, 107–133. <https://doi.org/10.1016/j.cherd.2021.03.017>.
7. Kooijman, H.A.; Sorensen, E. Recent advances and future perspectives on more sustainable and energy efficient distillation processes. *Chem. Eng. Res. Des.* **2022**, *188*, 473–482. <https://doi.org/10.1016/j.cherd.2022.10.005>.
8. Kroeze, V.; Braakhuis, L.; Kate, A.J.T.; Kersten, S.R. Determination of the Minimum Catalyst Amount in the Design of Catalytic Distillation Columns. *Ind. Eng. Chem. Res.* **2021**, *60*, 10254–10264. <https://doi.org/10.1021/acs.iecr.1c01024>.
9. Pazmiño-Mayorga, I.; Jobson, M.; Kiss, A.A. Operating windows for early evaluation of the applicability of advanced reactive distillation technologies. *Chem. Eng. Res. Des.* **2022**, *189*, 485–499. <https://doi.org/10.1016/j.cherd.2022.11.048>.
10. Werth, K.; Lutze, P.; Kiss, A.A.; Stankiewicz, A.I.; Stefanidis, G.D.; Górak, A. A systematic investigation of microwave-assisted reactive distillation: Influence of microwaves on separation and reaction. *Chem. Eng. Process.-Process Intensif.* **2015**, *93*, 87–97. <https://doi.org/10.1016/j.cep.2015.05.002>.
11. de Villiers, R.; Kooijman, H.A.; Taylor, R. Parallel column model for reactive dividing wall column simulation. *Chem. Eng. Res. Des.* **2023**, *194*, 366–375. <https://doi.org/10.1016/j.cherd.2023.04.064>.
12. Schröder, M.; Ehlers, C.; Fieg, G. A Comprehensive Analysis on the Reactive Dividing-Wall Column, its Minimum Energy Demand, and Energy-Saving Potential. *Chem. Eng. Technol.* **2016**, *39*, 2323–2338. <https://doi.org/10.1002/ceat.201500722>.
13. Mo, H.; Lee, H.; Jang, W.; Namgung, K.; Lee, J.W. Unfavorable energy integration of reactive dividing wall column for simultaneous esterification reactions. *Korean J. Chem. Eng.* **2021**, *38*, 195–203. <https://doi.org/10.1007/s11814-020-0682-3>.
14. Schröder, M.; Ehlers, C.; Fieg, G. A Comprehensive Analysis on the Reactive Dividing-Wall Column, its Minimum Energy Demand, and Energy-Saving Potential. *Chem. Eng. Technol.* **2016**, *39*, 2323–2338. <https://doi.org/10.1002/ceat.201500722>.
15. Avila, J.R.A.; Kong, Z.Y.; Lee, H.-Y.; Sunarso, J. Advancements in Optimization and Control Techniques for Intensifying Processes. *Processes* **2021**, *9*, 2150. <https://doi.org/10.3390/pr9122150>.
16. Garcia, G.E.C.; van der Schaaf, J.; Kiss, A.A. A review on process intensification in HiGee distillation. *J. Chem. Technol. Biotechnol.* **2017**, *92*, 1136–1156. <https://doi.org/10.1002/jctb.5206>.
17. Kiss, A.A.; Jobson, M.; Gao, X. Reactive Distillation: Stepping Up to the Next Level of Process Intensification. *Ind. Eng. Chem. Res.* **2019**, *58*, 5909–5918. <https://doi.org/10.1021/acs.iecr.8b05450>.
18. Sitter, S.; Chen, Q.; Grossmann, I.E. An overview of process intensification methods. *Curr. Opin. Chem. Eng.* **2019**, *25*, 87–94. <https://doi.org/10.1016/j.coche.2018.12.006>.
19. Yala, O.; Rouzineau, D.; Thery-Hetreux, R.; Meyer, M. Design and optimization of Heat Integrated Distillation Column “HIDiC”. *Comput. Aided Chem. Eng.* **2017**, *40*, 1783–1788. <https://doi.org/10.1016/b978-0-444-63965-3.50299-3>.
20. Nielsen, R.F.; Huusom, J.K.; Abildskov, J. Driving Force Based Design of Cyclic Distillation. *Ind. Eng. Chem. Res.* **2017**, *56*, 10833–10844. <https://doi.org/10.1021/acs.iecr.7b01116>.
21. Kiss, A.A. Bildea, C.S. Revive Your Columns with Cyclic Distillation. *CEP Mag.* 2015, 2015, 21–27.
22. Kiss, A.A.; Maleta, V.N. Cyclic distillation technology—A new challenger in fluid separations. *Chem. Eng. Trans.* 2018, *69*, 823–828. <https://doi.org/10.3303/cet1869138>.
23. Errico, M.; Madeddu, C.; Bindseil, M.F.; Madsen, S.D.; Braekevelt, S.; Camilleri-Rumbau, M.S. Membrane assisted reactive distillation for bioethanol purification. *Chem. Eng. Process.-Process Intensif.* **2020**, *157*, 108110. <https://doi.org/10.1016/j.cep.2020.108110>.
24. Sakhre, V.; Jain, S.; Sapkal, V.S.; Agarwal, D.P. Novel process integration for biodiesel blend in membrane reactive divided wall (MRDW) column. *PJCT* **2016**, *18*, 105–112. <https://doi.org/10.1515/pjct-2016-0016>.
25. Wang, L.; Sun, X.; Xia, L.; Wang, J.; Xiang, S. Inside–Out Method for Simulating a Reactive Distillation Process. *Processes* **2020**, *8*, 604. <https://doi.org/10.3390/pr8050604>.
26. Sakhre, V. Reactive Distillation: Modeling, Simulation, and Optimization. In *Distillation—Modelling, Simulation and Optimization*; IntechOpen: 2019. <https://doi.org/10.5772/intechopen.85433>.
27. Giwa, A.; Adeyi, A.A.; Giwa, S.O. Empirical modelling and optimization of PAME reactive distillation process using Minitab. *Int. J. Sci. Eng. Res.* 2015, *6*, 1–12. Available online: <http://eprints.abuad.edu.ng/id/eprint/363> (accessed on).
28. Ciric, A.R.; Miao, P. Steady State Multiplicities in an Ethylene Glycol Reactive Distillation Column. *Ind. Eng. Chem. Res.* **1994**, *33*, 2738–2748. <https://doi.org/10.1021/ie00035a025>.
29. Gumus, Z.H.; Ciric, A.R. Reactive distillation column design with vapor/liquid/liquid equilibria. *Comput. Chem. Eng.* **1997**, *21*, S983–S988. [https://doi.org/10.1016/s0098-1354\(97\)87630-2](https://doi.org/10.1016/s0098-1354(97)87630-2).
30. Segovia-Hernández, J.G.; Hernández, S.; Petriciolet, A.B. Reactive distillation: A review of optimal design using deterministic and stochastic techniques. *Chem. Eng. Process.-Process Intensif.* **2015**, *97*, 134–143. <https://doi.org/10.1016/j.cep.2015.09.004>.
31. Mansouri, S.S.; Huusom, J.K.; Gani, R.; Sales-Cruz, M. Systematic integrated process design and control of binary element reactive distillation processes. *AIChE J.* **2016**, *62*, 3137–3154. <https://doi.org/10.1002/aic.15322>.

Disclaimer/Publisher’s Note: The statements, opinions and data contained in all publications are solely those of the individual author(s) and contributor(s) and not of MDPI and/or the editor(s). MDPI and/or the editor(s) disclaim responsibility for any injury to people or property resulting from any ideas, methods, instructions or products referred to in the content.