

## Religion, Immigration, and Volunteerism Among Asian Midlife and Older Adults Compared to Other Ethnoracial Groups

Patrick Ho Lam Lai

Anne and Henry Zarrow School of Social Work, University of Oklahoma, USA

[patricklai@ou.edu](mailto:patricklai@ou.edu)

### INTRODUCTION & AIM

- Volunteerism is an important dimension of productive aging and is associated with health and well-being in later life.
- Prior research suggests Asian midlife and older adults participate less in formal and informal volunteerism than some other U.S. ethnoracial groups, even after accounting for socioeconomic resources.
- Socioeconomic resources alone do not fully explain these disparities.
- This study examined whether religious involvement and immigration status, conceptualized as traditional culture-related factors, help explain differences in volunteerism among adults aged 50 to 75.
- Aim: to compare Asian midlife and older adults with other ethnoracial groups in formal and informal volunteerism.

### METHOD

Data source: Health and Retirement Study (HRS), pooled waves 2004-2020.

Sample: U.S. adults aged 50-75; pooled cross-sectional analytic sample (N = 1,565).

Outcomes:

- Formal volunteerism: spending time volunteering for an organization or association.
- Informal volunteerism: helping friends, neighbors, or relatives who did not live with the respondent and did not pay for the help.

Key predictors: religious involvement and immigrant status.

Covariates: age, sex, marital status, work status, general health, mental health, education, income, and survey wave.

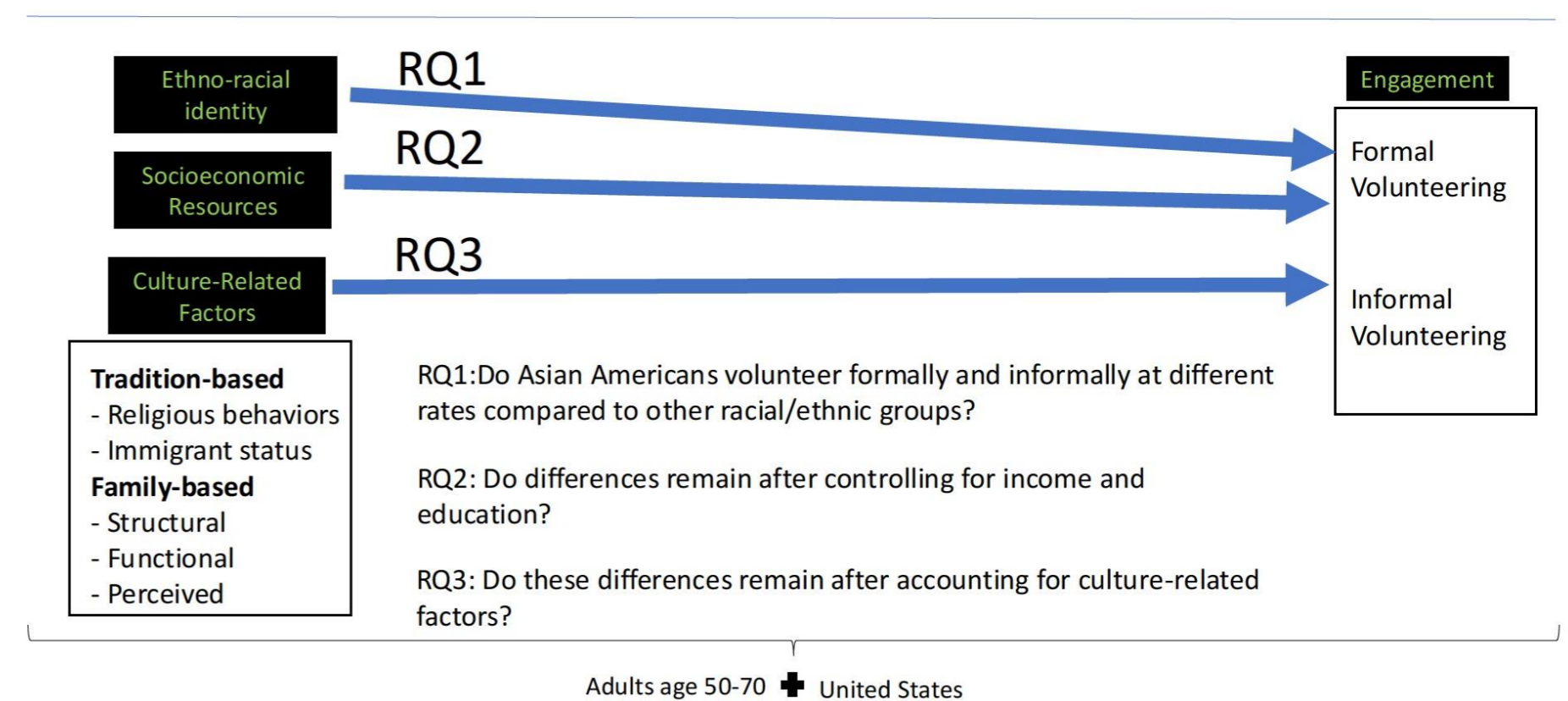
Analysis: sequential logistic regression models with Asians as the reference group.

Descriptive: 32.01 % engaged in formal volunteerism and 47.73% engaged in informal volunteerism.

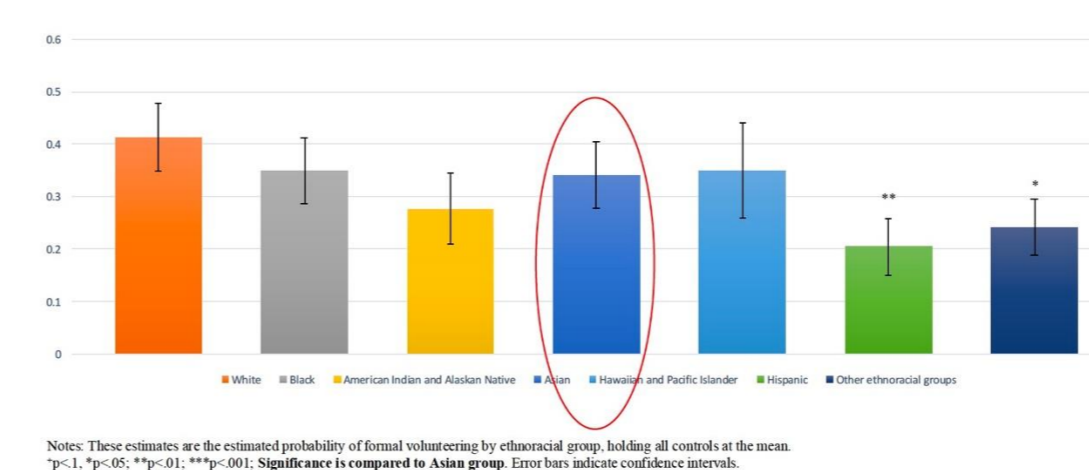
### RESULTS & DISCUSSION

Theoretical framework:

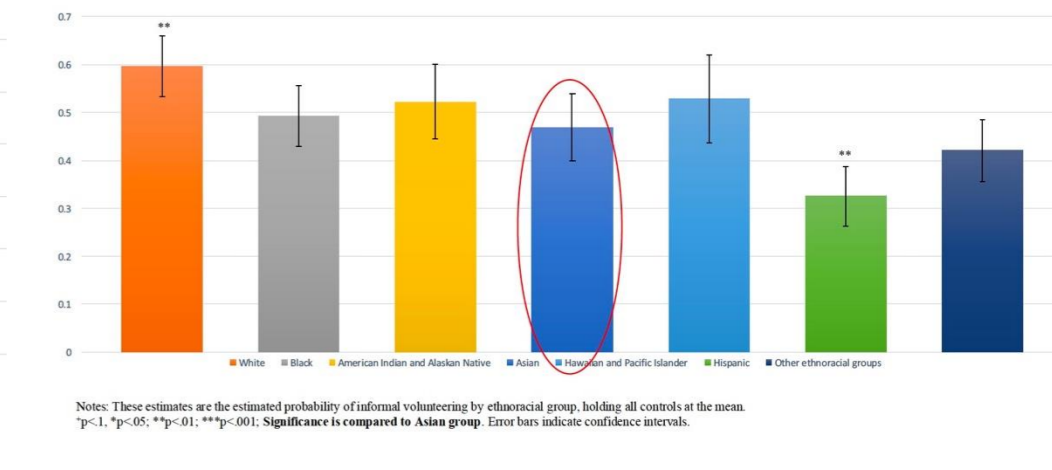
Diaspora Studies Theory; Cultural Capital; Theory of Planned Behaviors; Intergenerational Solidarity Theory



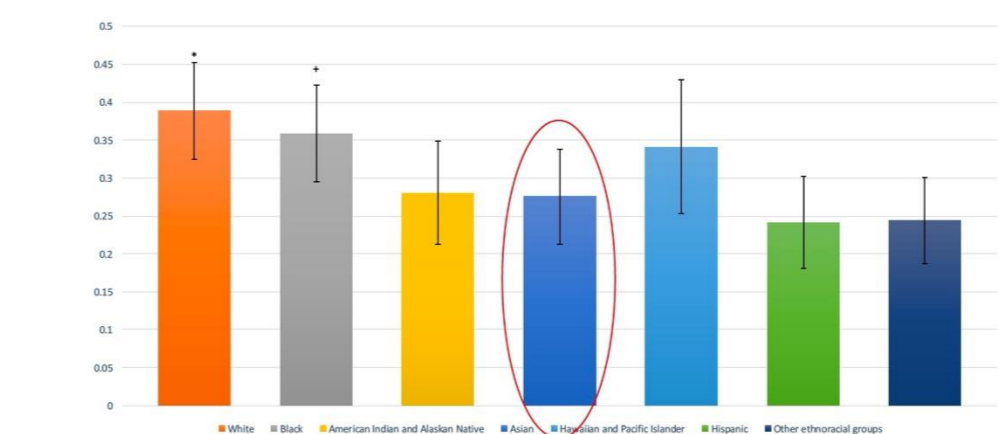
**RQ 1**  
Marginal Probability of Formal Volunteering by Race/Ethnicity Before taking into Account Socioeconomic Resources



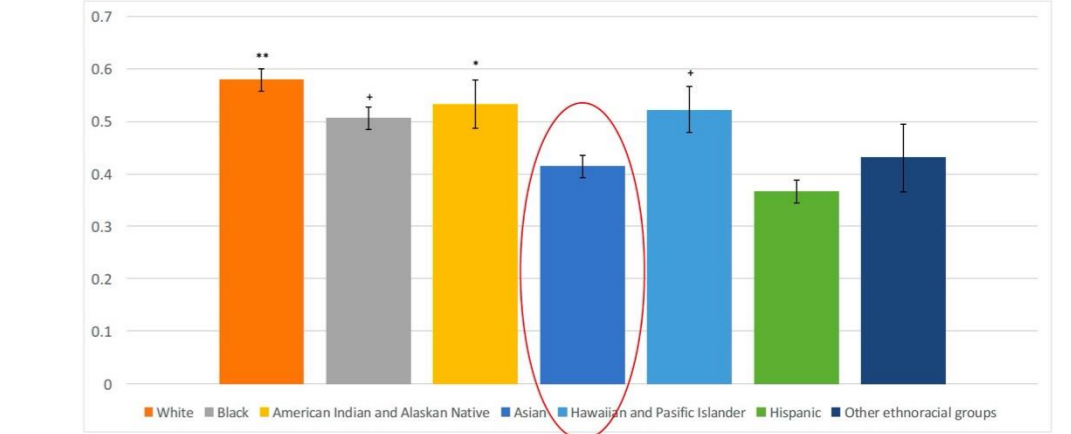
**RQ 1**  
Marginal Probability of Informal Volunteering by Race/Ethnicity Before taking into Account Socioeconomic Resources



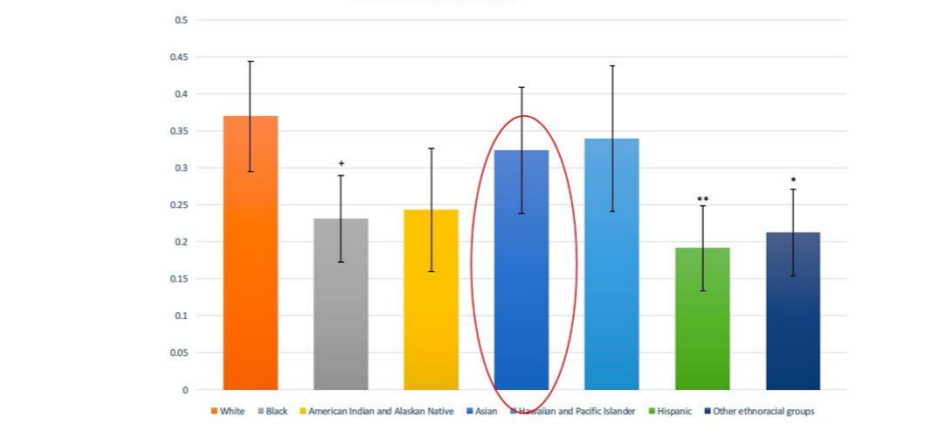
**RQ2**  
Marginal Probability of Formal Volunteering by Race/Ethnicity After taking into Account Socioeconomic Resources



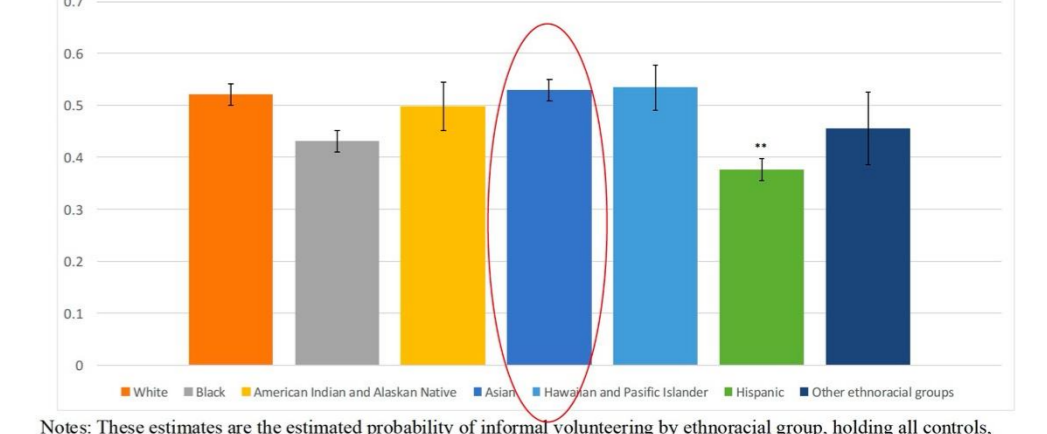
**RQ2**  
Marginal Probability of Informal Volunteering by Race/Ethnicity After taking into Account Socioeconomic Resources



**RQ3**  
Marginal Probability of Formal Volunteering by Race/Ethnicity After taking into Account Socioeconomic Resources and Culture-related Factors



**RQ3**  
Marginal Probability of Informal Volunteering by Race/Ethnicity After taking into Account Socioeconomic Resources and Culture-related Factors



### CONCLUSION

Culture-related Factors

	Higher volunteering rate	
	formal volunteering	
	informal volunteering	
• Attending religious services	✓	✓
• Native-born	✓	✓
• Lower diverse composition of family network	✓	✓
• More contact frequency with family members	✓	✓
• Less negative emotional support	✓	✓
• Fewer living in the household	✓	✓

### FUTURE WORK

Implications

Future Research

1. Longitudinal studies to test influence over time
2. Casual pathways
3. Detailed analysis of volunteer behaviors
4. Impacts on health and well-being
5. Qualitative methods: Culture

Limitations

1. Self-reported and reporting bias/memory errors
2. Cross-sectional nature precludes causal inferences
3. Limited operational definition of informal volunteerism
4. Limited representation of Asian subgroups
5. Limited exploration of cultural factors
6. Lack of capturing frequency or intensity of volunteering