

Proceeding

Thermoelectric Powered Security Systems in Iceland using a Geothermal Steam Pipe as a Heat Source [†]

Robert Dell ^{1,*}, C.S. Wei ², Michael Thomas Petralia ³, Gudmundur Gislason ⁴, and Runar Unnthorsson ⁵

¹ Center for Innovation and Applied Technology, Mechanical Engineering, The Cooper Union, New York City, NY, 10003, USA

² Mechanical Engineering, The Cooper Union, New York City, New York, 10003, USA

³ Jaroff Design, Hicksville, NY, 11801, USA

⁴ Arvirkinn ehf., Selfoss, 801, Iceland

⁵ Faculty of Industrial Engineering, Mechanical Engineering, and Computer Science, University of Iceland, Reykjavik, 101, Iceland

Emails: rdell@cooper.edu, swei@cooper.edu, michael@jaroff.com, gummi@arvirkinn.is, runson@hi.is

* Correspondence: rdell@cooper.edu; Tel.: +01-212-353-4298

[†] Presented at the 18th International Conference on Experimental Mechanics, ICEM18, Brussels, 2018

Published:

Abstract: Geothermal bore holes and steam pipes are often in remote locations where normal powering methods for monitoring systems are difficult due to distance from the electrical grid. Solar power options are limited during the winter months, and colder temperatures are detrimental to stand-alone batteries. The authors have successfully field tested their patented thermoelectric generator in Hveragerdi at the Agricultural University of Iceland. It was retrofitted directly to the surface of a geothermal steam pipe in less than 30 minutes. The generator can produce more than 5 watts (W) in steady state in an environment which has a delta T of 130 °C between the ambient air temperature and the surface of the steam pipe. Cellular video surveillance systems, rudimentary control systems, and small robotic systems have been powered while trickle charging 12 volt (V) 9 ampere-hour (Ah) lead acid batteries. Recent applications use a standard commercially available 3G mobile broadband connection with a low power modem for a web cam. The charged batteries can be used for peak power applications. Reliability studies are in progress and additional options will be investigated.

Keywords: Thermoelectric generator, Web security cameras, Remote monitoring systems

1. Introduction

The authors have developed an intensive open field heated agriculture system using geothermal steam and steam condensate that extends growing seasons and enables out of region crops [1]. It has an underground piping system in Iceland that is similar to heated sidewalks in New York City and how waste heat from combined heat and power (CHP) systems warms green roofs [2].

The authors developed a sustainable monitoring system using the same heat source as the underground pipes to power thermoelectric generators.

The authors have patented the Thermoelectric Power Generation Device [3], a standalone unit that has generated 6 W of steady state power in a test bed location with a delta T of about 130°C.

2. Methods and Materials

2.1. Thermoelectric Power Generation Device

The Thermoelectric Power Generation Device uses the ambient air for cooling. It has no moving parts and can be easily retrofitted on to an existing steam or hot water pipe.

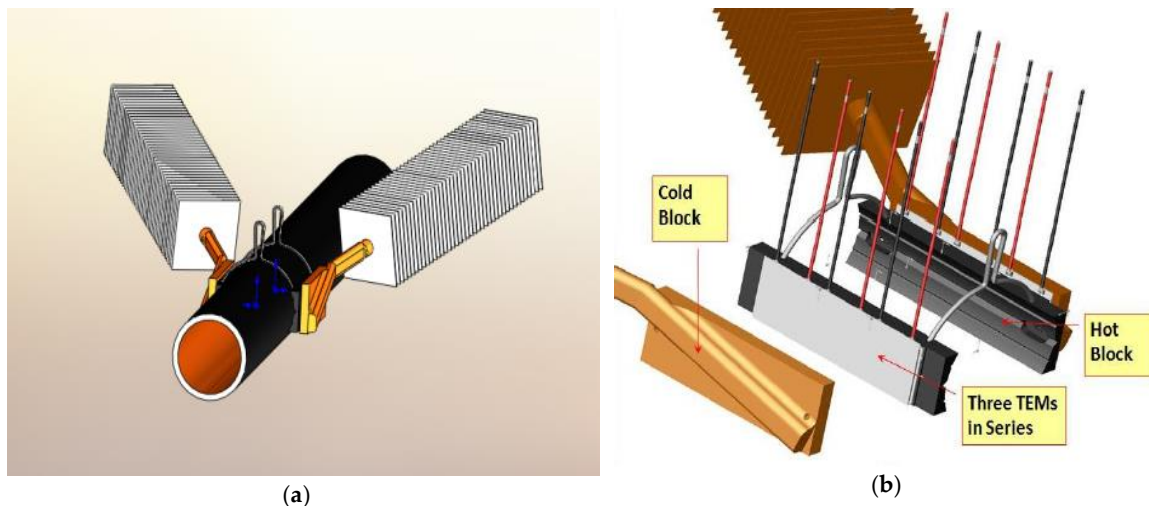


Figure 1. SolidWorks models of the thermoelectric generator assembled as (a) a mirrored unit of two generators and (b) a schematic.

Depicted in Figure 1, the generator assembly consists of mirrored generators mounted directly opposite each other on the pipe. Steel hot blocks conform to the surface of the hot pipe and provide a transition surface for the flat thermoelectric modules. Thermal grease interfaces enhance the heat transfer and provide some protection against galvanic corrosion due to the dissimilar materials. Three thermoelectric modules (TEMs) are wired in series. The cooling is enhanced by a copper heat pipe that creates the cold block.

The authors used Laird PB23 Series thermoelectric modules (TEMs) that are commercially marketed as solid-state heat pumps. A temperature difference on opposite sides of the modules produces electricity [2,4]. Thermoelectric modules are voltage sources like photovoltaic cells. Therefore, the voltage is additive, but the amperage remains fixed when wired in series. When wired in parallel the amperage increases while the voltage is approximately the average of the units [2,5,6]. Carnot efficiency in this temperature range is 30%. Using Laird Tech TEG Modeling Software the efficiency of the thermoelectric system was 2.6% using these measurements [6]. The second law efficiency (actual over Carnot) is therefore 8.6%. The average Seebeck Coefficient was 0.42 V/°C for six TEMs in series.

For comparison purposes, each TEM produces 1 W of useable power at these temperatures. Thermoelectric power measurements will be in watts for this paper.

The author's steam pipe test bed, produces steam temperatures up to 160°C. The ambient is conservatively measured at 30°C for data collection purposes. The resultant delta T of 130°C produces 31.2 V open circuit and 0.89 A, using a pair of mirrored generators that are attached to a new 3 inch steam pipe

The authors successfully powered two microcontroller based security cameras, using both cellular connectivity and wireless LAN [7]. A Calliope2SP robot was charged by a 12v 7ah lead acid battery that was trickle charged by the thermoelectric generator [8]. The system also simultaneously recharged a previously drained second identical battery.

2.2. Iceland Test Bed

In Iceland the thermoelectric generators were attached outdoors to an old galvanized pipe with a surface temperature of up to 140°C from a geothermal steam borehole line at the Agricultural University of Iceland in Hveragerdi.

The generators were placed in adjoining protective sheds and attached to the outside wall of an existing green house as shown in Figure 2. The open areas of these sheds were covered by 2 cm wire mesh to prevent vandalism and vermin. Twin wall clear Polycarbonate Sheet roofs also shielded the

generators from precipitation. The authors' open field heated agricultural test beds were 10 meters distant. They were approximately one meter lower in elevation.

The total voltage of the three units in series after 9 months of exterior exposure was 39.2 (open circuit) and the amperage was 0.64 (short circuit). The output in parallel was 13.4 V (open circuit) and 1.81 A (short circuit). The camera was mounted on a wood beam that is attached to the protective sheds at a height of 3 meters.



Figure 2. At the Agricultural University of Iceland near Hveragerdi, (a) two co-joined exterior sheds were attached to a greenhouse to enclose and protect (b) the three thermoelectric generators (two shown).

2.3. Thermoelectric Power Production in Iceland

The power produced was approximately 6 W using the calculations established in the authors' previous papers [2,5,6]. Figure 3 shows the steady state performance of the generators over 30 days. The dips in power production could relate to higher ambient temperatures or periods when the steam was turned off.

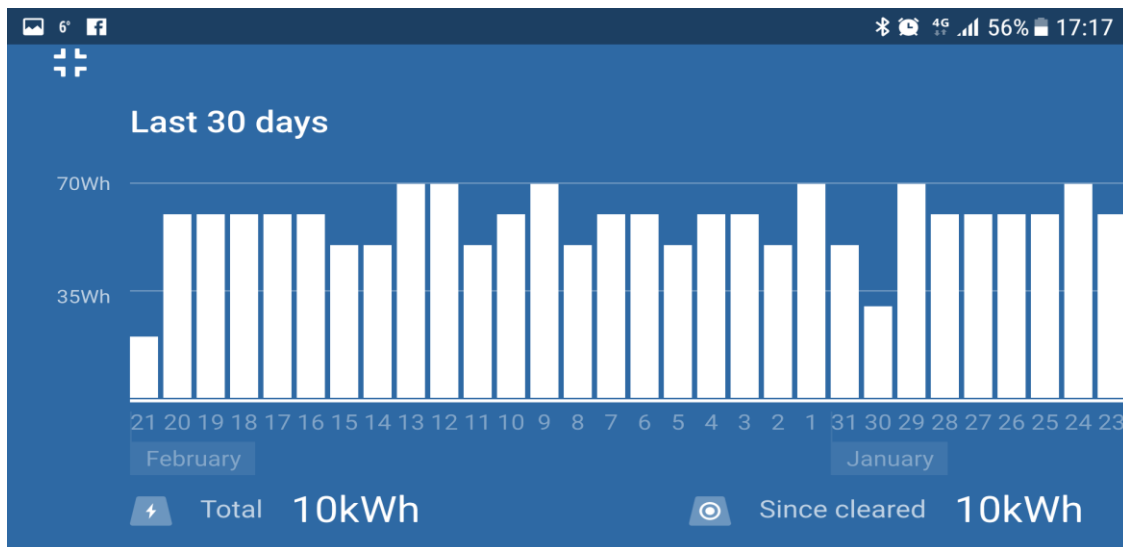


Figure 3. Screenshot of the control head from the Blue Solar software showing the steady state power generation of the generators in February and the last week of January 2018.



Figure 4. (a) Sierra Wireless RV50 router, Victron Energy BlueSolar charge controller MPPT 75 115, and Battery 12-24v 75 v 29a trickle charger cabinet, (b) the IB8369 IP-camera from Vivotek Inc.

2.4. Router, Charge Controller, and Camera Selection

A Sierra Wireless AirLink RV50 Industrial LTE Gateway router uses approximately 1 W in standby mode and a low voltage disconnect that prevents battery depletion. The system used the surplus power produced by the thermoelectric generator for trickle charging a BIGBAT 12 V, 3.2 Ah lead-acid battery with a Phocos CA14-2.2. Solar Charge Controller [9]. This battery power can be used as a backup, or be discharged in series to increase the voltage [7]. This also enables amperage increases for peak power levels.

The battery was connected to the charge controller as shown in Figure 4. The RV50 and the Vivotek IB8369 IP-camera were wired in parallel. The Vivotek IB8369 Network Camera (www.vivotek.com) operates between -20°C and 50°C , has a 2 Megapixel image sensor, a fixed 3.6 mm lens, and a 0.72 kg $74\times 211\times 77$ mm ceiling mountable housing. It claims low-light functionality up to 20 m with infrared LEDs. Infrared was disabled on the Vivotek to save additional power. The system trickle charged the battery while the camera was powered and connected by 3G to the web.

Other considerations included image sensor resolution, lens type and adjustability, housing and mounting configuration, and infrared night and low-light functionality.

An Ethernet cable connected the camera to the RV50. A Micro-USB to USB cable was used to access the web application for configuring the RV50 (ACE manager version 4.8.0) on a laptop computer that was running the firmware. DHCP reservation was used to assign a specific IP address to the camera. This ensures that the router assigns the same IP address to the camera every time the camera is detected in the local area network (LAN). The camera IP is of the form 192.168.13.XX as required by the RV50's interface for Ethernet connected devices. The last two digits are chosen arbitrarily. The Ethernet port on the RV50 was then configured to function as a LAN connection. Port forwarding was enabled. This allows devices from outside the local (router-camera) network to access the camera. Ports can be modified to accommodate more devices on the network, and allow access to those devices if desired. The public and private start ports were set to 80, and the host IP was set to the camera's IP address. By default, the camera is on port 80.

A computer from another network is then able to remotely view the camera's live feed by initiating a connection with the RV50 through the RV50's active WAN IP address.

3. Results

The first successful 3G Thermoelectric powered time coded image was received using a Vodafone 4G stick. The quality of the system can be seen in Figures 5 and 6.

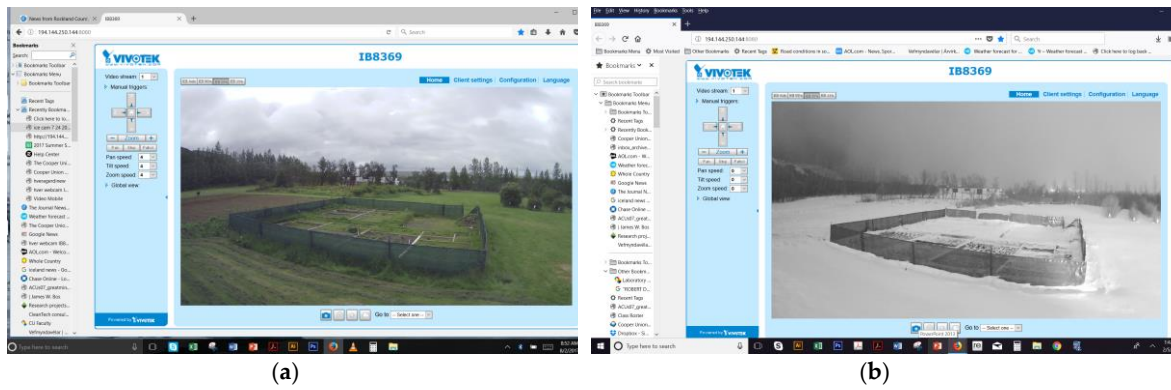


Figure 5. Vivotek IB8369 IP-camera screenshots as seen on a laptop using the IP address of the Vodafone sim card. (a) Daytime summer image in color. (b) Nighttime winter image in B&W.



Figure 6. Downloaded webcam image winter 2018 at the Agricultural University of Iceland.

4. Conclusions

The thermoelectric generator can power a 3G webcam surveillance system. Unlike batteries, the thermoelectric generator’s performance benefits from a decreasing ambient temperature. This is an advantage in colder climates such as Iceland.

The video signal could be sent to a server for streaming from a website to prevent numerous simultaneous clients from increasing the power draw.

Optional telemetry capacity for controlling the irrigation and other systems is an option if additional thermoelectric generators are added to the system. Additional generators will permit webcams a lower delta T.

This relatively low power system is a viable option in unique environments where traditional access to the electrical grid is problematic.

The robustness can be increased to eliminate the protective sheds. Additional low power monitoring and control systems that are currently being designed for photovoltaic systems should be investigated as they appear in the marketplace.

Acknowledgments: The authors acknowledge the support extended by the following organizations and corporations: The Cooper Union for the Advancement of Science and Art, Center for Innovation and Applied Technology, C.V. Starr Research Foundation, Keilir Institute of Technology. Special thanks to: Richard Stock,

Anita Raja, Yash Risbud, Melody Baglione, Ashish Pokharel, Mark Epstein, Ruth Nerken, Gudridur Helgadóttir, Sverrir Gudmundsson, Elias Oskarsson, Borkur Hrafnkelsson, Mar Gudmundsson, Fridrik Brekkan, Stefan Sigurdsson, Gísli Páll Pálsson and Aladino Melendez, The authors appreciate the contributions of Center for Innovation and Applied Technology Research Assistants: Christopher E, Jing Jin, SanjevMenon, Di Yi Liu, Daniel Feyman, Alinur Rahim, Justin Jose, James Ngai, Hou Chong Chan, Issei Abraham Yamada, Wei Yan Tin, Chengyin Jiang, Yueyue Li, TaeKoung Lee, Harrison Milne, Romaniya Voloshchuk, Monica Chen, Jordan Selig, and Matthew Cavallaro.

Author Contributions: R.D. conceived and designed the experiments; R.D. and G.G. performed the experiments; R.D., M.P., C.W., and R.U. analyzed the data; R.U. contributed reagents/materials/analysis tools; R.D., R.U., C.W. and M.P. wrote the paper.

Conflicts of Interest: The authors declare no conflict of interest. The founding sponsors had no role in the design of the study; in the collection, analyses, or interpretation of data; in the writing of the manuscript, and in the decision to publish the results.

References

1. Dell, R.; Wei, C.S.; Foley, W. Enhanced Agricultural Production from an Intensive Bottom Heat System using Waste Geothermal Hot Water and Steam Condensate. In Geothermal Resources Council (GRC) Transactions. Volume 38. Geothermal Resources Council. Davis, California, 2014.
2. Dell, R.; Unnthorsson, R.; Wei, C.S.; Foley, W. Repurposing Waste Steam and Hot Water to Accelerate Plant Growth in Heated Green Roofs. ASME International Congress, San Diego, USA, 2013; IMECE2013-65200.
3. Dell, R.; Wei, C.S.; Sidebotham, G.; Thermoelectric Power Generation Device. European Patent No. EP 2 095 440 B1, United States Patent No. US 8,829,326 B2, and 9590160, and Canadian Patent No. CA 2671995.
4. Pollock, D.D. *Thermocouples: Theory and Properties*. CRC Press.
5. Dell, R.; Wei, C.S.; Sidebotham, G.; Jonsson, M.T.; Unnþórsson R. A Thermoelectric-Based Point of Use Power Generator for Steam Pipes. In Proceedings of the GRC 35th Annual Meeting, 2011, pp. 115-122.
6. Dell, R.; Unnthorsson, R.; Wei, C.S.; Sidebotham, G.; Jonsson, M.; Foley, W.; Ginzburg, E.; Paul, S.; Kim, S.; Morris, A. Thermo-Electric-Based Power Generator for Powering Microcontroller Base Security Camera. In ASME 2012 International Mechanical Engineering Congress and Exposition. American Society of Mechanical Engineers, 2012; IMECE2012-89611, pp. 635-642.
7. Dell, R.; Unnthorsson, R.; Wei, C.S.; Foley, W. Supercapacitors and Battery Configuration for Utilizing a Thermoelectric Generator to Power a Web-Accessible Robotics Monitoring System. American Society of Mechanical Engineers (ASME) International Mechanical Engineering Congress and Exposition, Montreal, Canada, 2014.
8. Dell, R.; Unnthorsson, R.; Wei, C.S.; Foley, W. A Web-accessible Robotics Monitoring System Powered by a Thermoelectric Generator Connected to a Battery. In ASME 2014 International Mechanical Engineering Congress and Exposition. Montreal, Canada, 2014; IMECE2014-39077.
9. Dell, R.; Unnthorsson, R.; Wei, C.S.; Foley, W.; Cady, M.; Dell, M. Web Accessible Security Camera System Independently Powered by a Point of Use Thermoelectric Generator Using Geothermal Pipes as a Heat Source. GRC Annual Meeting, Portland, Oregon, 2014.



© 2018 by the authors. Submitted for possible open access publication under the terms and conditions of the Creative Commons Attribution (CC BY) license (<http://creativecommons.org/licenses/by/4.0/>).