



Article

## Approaching Resonant Absorption of Environmental Xenobiotics Harmonic Oscillation by Linear Structures

Cornelia A. Bulucea<sup>1,\*</sup>, Marc A. Rosen<sup>2</sup>, Nikos E. Mastorakis<sup>3</sup> and Corina C. Brindusa<sup>4</sup>

<sup>1</sup> University of Craiova, Faculty of Electrical Engineering, Romania

<sup>2</sup> Faculty of Engineering and Applied Science, University of Ontario Institute of Technology, Oshawa, Ontario, L1H 7K4, Canada

<sup>3</sup> Technical University of Sofia, Industrial Engineering Department, Sofia, Bulgaria & Military Institutions of University Education (ASEI), Hellenic Naval Academy, Piraeus, Greece

<sup>4</sup> University of Medicine and Pharmacy of Craiova, Romania

E-Mails: [abulucea@gmail.com](mailto:abulucea@gmail.com) (C.B.); [marc.rosen@uoit.ca](mailto:marc.rosen@uoit.ca) (M.R.); [mastorakis4567@gmail.com](mailto:mastorakis4567@gmail.com) (N.M.); [rinstaletin@yahoo.com](mailto:rinstaletin@yahoo.com) (C.B.)

\* Author to whom correspondence should be addressed ; Tel.: +40724751952

*Received: / Accepted: / Published:*

---

**Abstract:** Over the last several decades, it has become increasingly accepted that the term xenobiotic relates to environmental impact, since environmental xenobiotics are understood to be substances foreign to a biological system, which did not exist in nature before their synthesis by humans. In this context, xenobiotics are persistent pollutants such as dioxins and polychlorinated biphenyls, as well as plastics and pesticides. Dangerous and unstable situations can result from the presence of environmental xenobiotics since their harmful effects on humans and ecosystems are often unpredictable. For instance, the immune system is extremely vulnerable and sensitive to modulation by environmental xenobiotics. Various experimental assays could be performed to ascertain the immunotoxic potential of environmental xenobiotics, taking into account genetic factors, the route of xenobiotic penetration, and the amount and duration of exposure, as well as the wave shape of the xenobiotic. In this paper, we propose an approach for the analysis of xenobiotic metabolism using mathematical models and corresponding methods. This study focuses on a pattern depicting mathematically modelled processes of resonant absorption of a xenobiotic harmonic oscillation by an organism modulated as an absorbing oscillator structure. We

represent the xenobiotic concentration degree through a spatial concentration vector, and we model and simulate the oscillating regime of environmental xenobiotic absorption. It is anticipated that the results could be used to facilitate the assessment of the processes of environmental xenobiotic absorption, distribution, biotransformation and removal within the framework of compartmental analysis, by establishing appropriate mathematical models and simulations.

**Keywords:** environment, health, environmental xenobiotics, absorption, harmonic oscillation, immunotoxicology

---

## 1. Introduction

Environmental xenobiotics are substances which did not exist in nature before their synthesis by humans. They are becoming increasingly problematic in medicine and environmental systems, since they are relatively new substances and difficult to categorize, and since it is challenging to assess their effects on human health and the environment.

A xenobiotic is defined as a chemical which is found in an organism but which is not normally produced or expected to be present in it [1,2]. The term xenobiotic also includes substances which are present in much higher concentrations than are usual. Drugs and antibiotics are normally specified as xenobiotics in humans. Natural compounds can also become xenobiotics if they are taken in by an organism.

Over the last decades, xenobiotics have been extended to the environment. Many studies [3-8] have shown that the term xenobiotic is related to environmental impact, emphasizing that environmental xenobiotics in the context of pollutants are substances foreign to an entire biological system, which did not exist in nature before their synthesis by humans. Examples of environmental xenobiotics include dioxins and polychlorinated biphenyls, plastics, pesticides, and compounds in emissions from fossil fuel-fired devices like power stations and automobiles. The existence of environmental xenobiotics poses potentially dangerous and unstable situations, because the possible harmful effects of anthropogenic xenobiotics on ecosystems in the natural environment. The objective of this paper is to enhance knowledge of the impacts of environmental xenobiotics on humans and other life forms, by proposing a pattern depicting mathematically modelled processes of resonant absorption of a xenobiotic harmonic oscillation by an organism modulated as an absorbing oscillator structure.

## 2. Environmental Xenobiotics

Over the last decades, several xenobiotics have been found to be toxic to the immune system [1,5,9,10], meaning that xenobiotics have the capacity to suppress the body's defences against pathogenic microorganisms. This suppression can cause increased susceptibility to cancer or autoimmune diseases. Immunotoxicology deals with the effects of physical and chemical agents and other toxic substances on the immune system [1,2]. Although immunotoxicology is relatively a new field, important data have been accumulated over the last several years on immunotoxicity of certain environmental xenobiotics [1,2,5,11-13].

Many reports in the literature [1,2,5,14-17] describe the immunotoxic effects of xenobiotics, recognizing that the immune system as a whole can be the target for xenobiotic induced toxicity. Recent reports [3,4,6,7,8,9] suggest that environmental xenobiotics may be associated with endocrine alterations in people, wildlife, and test animals. For instance, pharmacological investigations as well as natural poisoning episodes have identified associations between exogenous chemicals and alterations in multiple hormonal systems.

Furthermore, persistent environmental contaminants such as dioxins and PCBs have been shown to modulate the activities of several different hormones [5,9,10,15]. Note that dioxins are one of the most toxic human-made compounds and are persistent contaminants in the environment. The term of dioxins refers to a family of related chemical compounds that include the chlorinated dibenzo-p-dioxins and chlorinated dibenzofurans, which form a class of compounds called polychlorinated diaromatic hydrocarbons (PCDH). These compounds accumulate in people and wildlife organisms, and are considered responsible causing toxic effects, birth defects, immunotoxicity, tumour production, changes in metabolism and death. By extension, the unborn child or the neonate may be at special risk from environmental xenobiotics, because of its rapid growth and development in addition to its enhanced exposure. Also, the disruption of the reproductive system of male and female animals in the wild [9,15] has been attributed to environmental xenobiotics.

Similarly, problems caused by environmental emissions during the operation of coal-fired power stations, beyond the environmental depletion, are also related to and impact human health [11-13]. The combustion of coal leads to emissions of acid gases and greenhouse gases that contribute significantly to acid rain and have been associated with global warming [12,17]. During electrical energy generation, coal-fired power plants emit particulate matter, SO<sub>2</sub>, NO<sub>x</sub> as well as gases that undergo chemical reactions to form fine particles in atmosphere [18]. These reactive chemicals (particulate matter, sulfur dioxide and nitrogen oxides) represent environmental xenobiotics, which spread over hundreds to thousands of kilometers downwind of power plants. Consequently, in addition to the environmental harm caused by greenhouse gases and other emissions, the air emissions of coal-fired power stations encompass a certain amount of toxic xenobiotics that result in significant numbers of human deaths and diseases [12,13]. Through exposure to these environmental xenobiotics, people can experience heart diseases, respiratory illness and lung cancer, as well as such other health problems as adverse reproductive outcomes, infant death, chronic bronchitis, asthma, and other lung diseases [11,16,17].

As a consequence, the pollutant load caused by environmental xenobiotics concerns researchers in medical and environmental fields.

### **3. Environmental Xenobiotics Metabolism**

A body removes xenobiotics by xenobiotic metabolism [1,2,7], which consists of deactivation (mostly occurring in the liver) and excretion of xenobiotics. Hepatic enzymes are responsible for the metabolism of xenobiotics by first activating them, via the processes of oxidation, reduction, hydrolysis and hydration of the xenobiotics, followed by conjugating the active secondary metabolite with glucuronic or sulphuric acid. These processes are followed by excretion in bile or urine, as well as such other excretion routes as faeces, breath and sweat. A sequence of stages can occur in which a xenobiotic basically passes through the phase of biotransformation into metabolic products, each

having its own behaviour regarding distribution and bio-reactivity.

Studies [1,2,5] have shown that organisms along with ecosystems can evolve to tolerate xenobiotics, but their resistance levels are strongly depending on genetic factors, the routes of administration of the xenobiotic, and the toxin concentration and exposure duration. Still, the evolutionary immunotoxic response of an organism is considered for now somewhat unpredictable, since studies [3-11] identified important human health and wildlife effects even when xenobiotic concentrations were not significantly increased.

A better understanding may be related to the wave shape of a xenobiotic oscillation, if we accept a holistic view of xenobiotic metabolism. Following this idea, here we study a superposition of two oscillations, one corresponding to the biological organism system and the other to the environmental xenobiotic. A myriad of assays could be experimentally obtained to improve understanding, but such an approach is time- and effort-consuming and usually yields case-specific information. The more abstract view adopted here seeks an analogy between a living system (an organism) and an electrical system, based on the understanding that any biological organism may be seen as a system oscillating at its own frequency (or having an own wavelength).

Consequently, the processes of absorption, distribution, biotransformation and removal of environmental xenobiotics could be studied through mathematical models and methods. In related research, compartmental analysis has been applied to the body [18-20]. Compartmental analysis applies mathematical patterns to develop models for the biological behaviour of a system, by defining the compartmental concept in a simplified manner in terms of human body locations, for modelling purposes. For instance, the human body input compartment could be defined by the absorption surfaces at lung level. Furthermore, xenobiotic transfer is achieved through the central distribution compartment of a fluid biological space, mainly blood and plasma. Note that the distribution stage can be assessed at the same time with a persistent accumulation stage in blood and in extracellular spaces of tissues and organs. Bio-reactive compartments are defined, including receivers, enzymes, proteins etc. These compartments are involved in both biotransformation and removal.

These ideas [20] led to the emergence of several peripheral and central compartments that play an important role in representing the kinetics of metabolism in a model.

#### **4. Linear Mathematical Model of Xenobiotics Absorption Process**

According to the theory of complex systems analysis, one could apply the mathematical pattern method for the assessment of the behaviour of an ecosystem or biological organism. A mathematical model represents a transformation of the relations among the system variables in appropriate mathematical structures. The mathematical patterns are usually expressed by algebraic equations, differential or logical, with their form, structure and parameters depending on the real system [18-22]. Furthermore, the mathematical patterns, which depict in an abstract form the behaviour of a real system, are the basis of the analysis and synthesis of real systems, as well as the starting point of system simulation (by applying specialized simulation languages).

This study deals with a pattern depicting the mathematical representation of the process of environmental xenobiotic absorption. To fully understand xenobiotic processes, mathematical patterns also need to be established for describing the xenobiotic entrance into the system, circulation and

distribution to organs and tissues where metabolism occurs, and subsequent excretion, but that work is beyond the scope of the present undertaking.

By analogy with thermal physics, where the temperature difference gives the sense and magnitude of the transferred energy, the main vector of behavioural analysis in the situation of an environmental xenobiotic “attack” is represented by the xenobiotic concentration  $c(t)$ .

To create a homogenous framework and problem definition, we address the percentage representation of the xenobiotic concentration through the spatial concentration vector  $c(t)$ . The mathematic model depicting such a vector could be linear or non-linear, as evidenced the relation between the system input and output. Note that a linear pattern respects the superposition principle and the homogeneity property.

Consider a mathematical model with the input quantities  $x_i(t)$  and the output quantities  $z_i(t)$ . According to the superposition principle, the mathematical model is linear if the input  $x(t) = x_1(t) + x_2(t)$  determines an output  $z(t) = z_1(t) + z_2(t)$ . Also, one can define the homogeneity property if for an input  $\alpha \cdot x_i(t)$  the resulting output is  $\alpha \cdot z_i(t)$ , with  $\alpha$  denoting the transfer coefficient or attenuation factor. Note that if we are dealing with nonlinear models, the pattern linearization through the tangent to the curve at an operation point can be achieved by developing a Taylor series of the function near this point.

## 5. Modelling and Simulation of Oscillating Regime of Xenobiotic Absorption

We hope to show later that a mathematical model described by a differential equation of order two with concentrated parameters could be accepted for a complex process of an environmental xenobiotic absorption by a linear structure. In line with this idea, we define a hypothetical situation in which, from an environmental xenobiotic source with harmonic behaviour, the xenobiotic is absorbed by the biologic organism modelled as a system with a linear structure. The xenobiotic concentration is subsequently denoted by  $z(t)$ .

Within the structure of a modulated absorption system corresponding to the biological organism (the target of a xenobiotic), one can identify specific elements of xenobiotic compounds that are of a dissipating type or an accumulating type. As stated earlier, a mathematical model depicting a xenobiotic absorption process could be a differential equation of order 2. Consequently, we consider an analogous pattern of physics, namely an electrical structure type RLC series circuit, where the accumulating elements are described by the capacity  $C$  and the inductance  $L$ , while the dissipating elements are characterized by the resistance  $R$  [23,24]. Note that we have considered a simplified hypothesis referring to a concentrated parameters circuit, connected to a harmonic source, with the possibility of defining the elements RLC in various ways.

The differential equation corresponding to this transient regime is:

$$LC \frac{d^2 z}{dt^2} + RC \frac{dz}{dt} + z = Z_m \sin(\omega t + \psi) \quad (1)$$

The solution of the differential equation (1) is expressed by the relationship:

$$z(t) = \frac{Z_m \sin(\omega t + \psi - \varphi_1)}{C\omega \sqrt{R^2 + \left(\frac{1}{\omega C} - L\omega\right)^2}} + \frac{DZ_m e^{-\delta t}}{2LC\omega_e^2} \sin(\omega_e t - \gamma) \quad (2)$$

Here:

$\delta$  is the damping factor of the circuit:

$$\delta = \frac{R}{2L} \quad (3)$$

$\omega_0$  is the resonant pulsation:

$$\omega_0 = \frac{1}{\sqrt{LC}} \quad (4)$$

$\omega_e$  is the own pulsation of the biologic organism system:

$$\omega_e = \sqrt{\omega_0^2 - \delta^2} \quad (5)$$

and

$$D = \sqrt{A^2 + B^2 - 2AB \cos(\beta - \alpha)} \quad (6)$$

$$\operatorname{tg} \gamma = \frac{A \sin \alpha - B \sin \beta}{A \cos \alpha - B \cos \beta} \quad (7)$$

$$\alpha = \varphi_3 + \psi \quad (8)$$

$$\beta = \varphi_2 - \psi \quad (9)$$

$$\varphi_1 = \operatorname{arctg} \frac{2\omega\delta}{\omega_0^2 - \omega^2} \quad (10)$$

$$\varphi_2 = \operatorname{arctg} \frac{\delta}{\omega_e - \omega} \quad (11)$$

$$\varphi_3 = \operatorname{arctg} \frac{\delta}{\omega_e + \omega} \quad (12)$$

$$A = \frac{1}{\sqrt{\left(1 + \frac{\omega}{\omega_e}\right)^2 + \left(\frac{\delta}{\omega_e}\right)^2}} \quad (13)$$

$$A = \frac{1}{\sqrt{\left(1 + \frac{\omega}{\omega_e}\right)^2 + \left(\frac{\delta}{\omega_e}\right)^2}} \quad (14)$$

If the damping factor has a small value,  $\delta \rightarrow 0$  and  $\Psi = \pi/2$ . Applying mathematical calculus, the xenobiotic concentration expression results:

$$z(t) = Z_m \cos \omega t - Z_m \cos \omega_0 t \quad (15)$$

This expression emphasizes the superposition of two oscillating components, with the harmonic xenobiotic pulsation  $\omega$  and the biologic system pulsation  $\omega_0 = \omega_e$ , respectively.

The mathematical modelling stage is followed by the simulation of specific phenomena, by using appropriate computer software. For instance, one could use MATLAB software with SIMULINK and

SimPowerSystems extensions. For this purpose we developed a SIMULINK model entailing specific blocks generated by the SIMULINK library.

The explicit function (15) leads, based on the MATLAB-SIMULINK utility, to obtaining the simulation model for the spatial vector of concentration  $z(t)$ , depicted in Fig. 1.

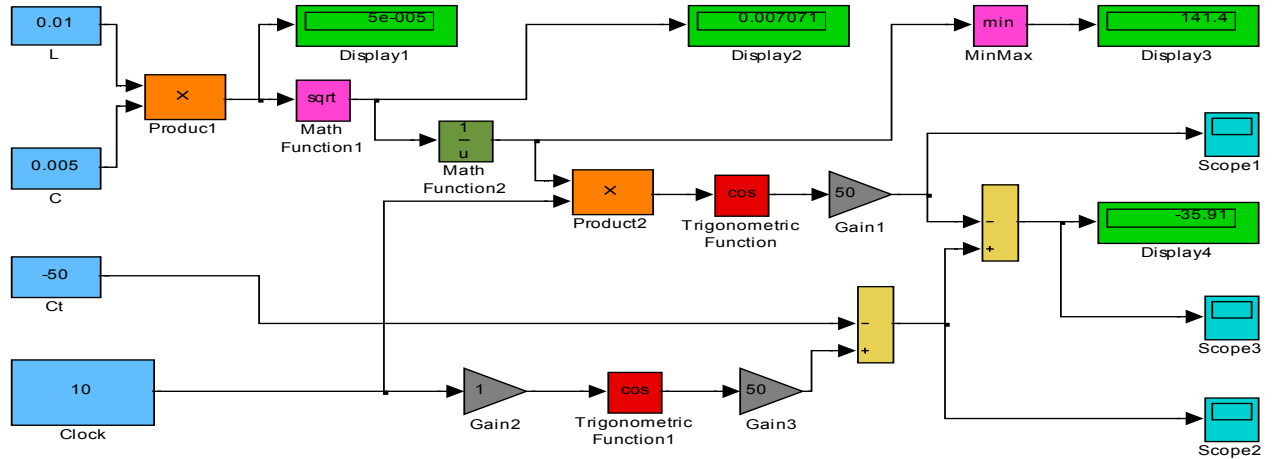


Fig. 1. Simulation model for spatial vector of concentration  $z(t)$ .

Subsequently, based on this simulation pattern, the representations of Figs. 2, 3 and 4 have been obtained.

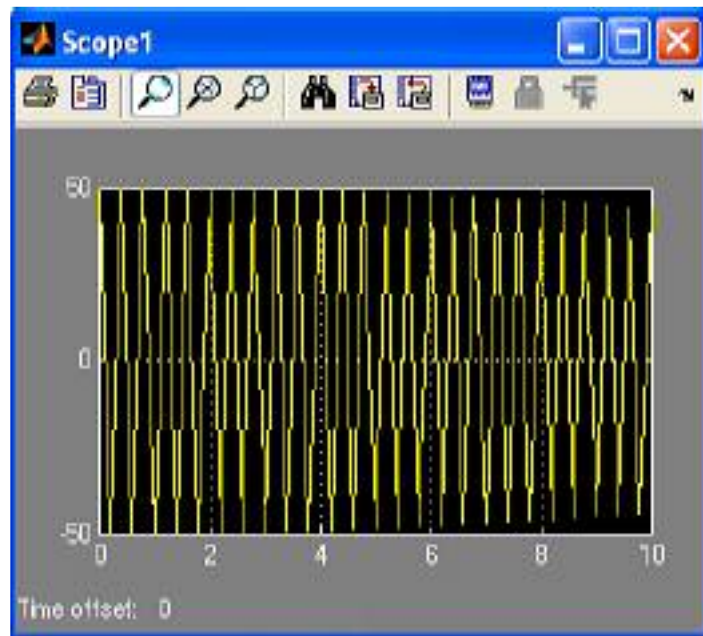


Fig. 2. Modulating signal obtained on basis of absorption circuit elements.

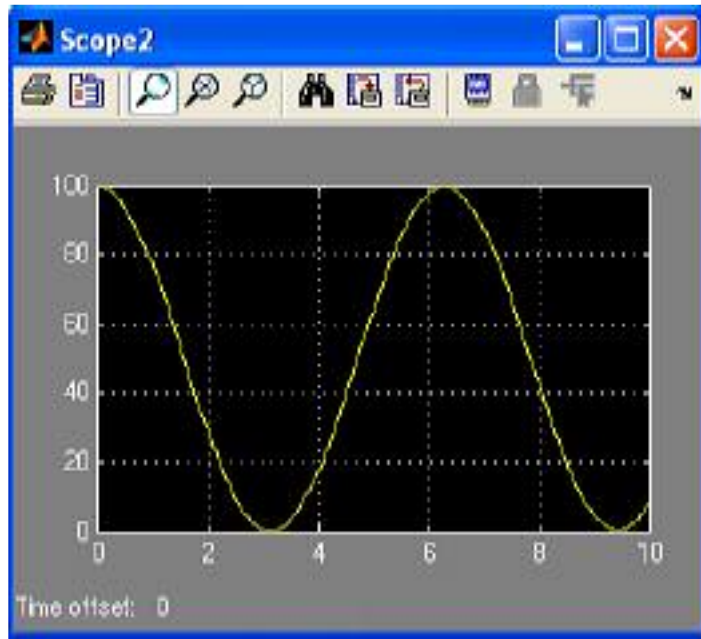


Fig. 3. Harmonic oscillation of xenobiotic.

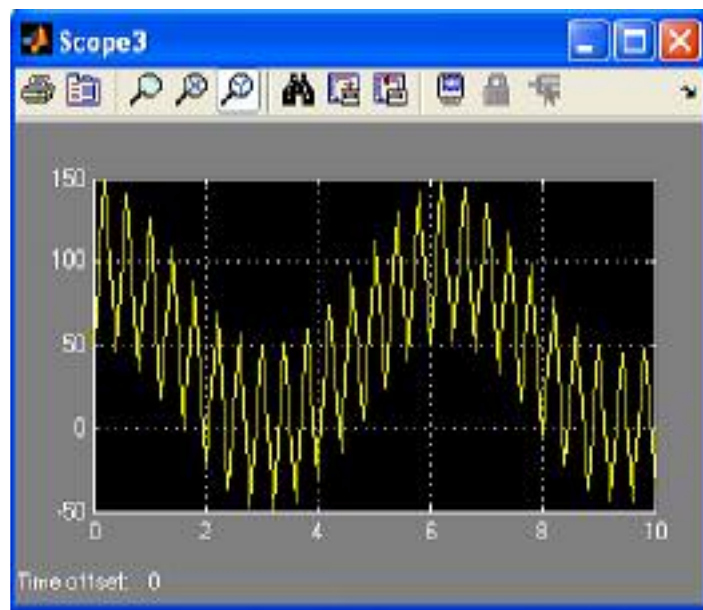


Fig. 4. Simulation diagram for spatial vector of concentration  $z(t)$ .

Fig. 2 depicts the modulating signal obtained on basis of an absorption circuit elements corresponding to the biological system with the resonant pulsation  $\omega_0$ .

In Fig. 3, the xenobiotic harmonic oscillation, with the pulsation  $\omega$ , is presented.

Fig. 4 shows the simulation diagram for the spatial vector of concentration  $z(t)$ , as resultant oscillation wave depicting the resonant absorption process of the environmental xenobiotic. This representation shows that in the particular case of the resonant absorption of the harmonic environmental xenobiotic, the output can be amplified up to three times the input amplitude. Note that to maintain a good degree of generality in this study we use the quantities with relative values.



#### 4. Conclusions

The study of any system, including biological systems, usually entails an analysis of inputs and outputs, and system behaviour can be assessed on basis of mathematical modeling and simulation. Here, for an environmental xenobiotic source with an assumed harmonic behaviour, the xenobiotic concentration evolution within a biological system is determined, assuming an analogy with a linear structure characterized by xenobiotic compounds of both dissipating and accumulating types.

Based on MATLAB software with SIMULINK and SimPowerSystems extensions, a SIMULINK model is developed entailing specific blocks generated with the SIMULINK library. The results determine the variation in time of the spatial vector of concentration  $z(t)$  as periodical, with the wave shape determined by taking into consideration a modulation of the main excitation harmonic provided by the xenobiotic, and the resulting high frequency modulating signal on the basis of elements specific to a xenobiotic absorption circuit. It is observed that spatial vector of concentration has a temporal variation of a harmonic modulated type, defined by the absorption medium. The curves vary when the input parameters are changed.

Through consideration of a hypothetic simulation diagram for the spatial vector of xenobiotic concentration  $z(t)$  in a biological system, this study demonstrates the need for joint efforts by researchers in medicine, environmental engineering and computing for enhancing knowledge of the impacts of environmental xenobiotics on humans and other life forms.

#### Conflict of Interest

The authors declare no conflict of interest.

#### References

1. Nagarkatti, P.S.; Nagarkatti, M. Immunotoxicology: Modulation of the immune system by xenobiotics, *Defence Science Journal*, 1987, 37(2): 235-244.
2. Koller, L.D. Immunotoxicology today, *Toxicologic Pathology*, 1987, 15(3): 346-351.
3. Birnbaum, L.S. Endocrine effects of prenatal exposure to PCBs, dioxins, and other xenobiotics: Implications for policy and future research, *Environmental Health Perspectives*, 1994, 102(8): 676-679.
4. Danzo, B.J. Environmental xenobiotics may disrupt normal endocrine function by interfering with the binding of physiological ligands to steroid receptors and binding proteins, *Environmental Health Perspectives*, 1997, 105(3): 294-301.
5. Nelson, L.S.; Hoffman, R.S.; Lewin, N.A.; Goldfrank, L.R.; Howland, M.A.; Flomenbaum, N.E. *Goldfrank's Toxicologic Emergencies*, Ninth Edition, McGraw-Hill, New York, 2010.
6. Association of Reproductive Health Professionals, Environmental Impacts of Reproductive Health: The Links between Environmental Exposures and Reproductive Health, Report, January 2010, available at: <http://www.arhp.org/uploadDocs/CPRHE.pdf>.
7. Koller, L.D. Effects of environmental chemicals on the immune system, *Advances in Veterinary Science & Comparative Medicine*, 1979, 23: 267-295.
8. McLachlan, J.A. Functional toxicology: a new approach to detect biologically active xenobiotics, *Environmental Health Perspectives*, 1993, 101:386-387.

9. Colburn, T.; Von Saal, F.S.; Soto, A.M. Developmental effects of endocrine-disrupting chemicals in wildlife and humans, *Environmental Health Perspectives*, 1993, 101:378-384.
10. Peterson, R.E.; Theobald, H.M.; Kimmel, G.L. Developmental and reproductive toxicity of dioxins and related compounds: cross-species comparisons, *Critical Reviews in Toxicology*, 1993, 23: 283-335.
11. Cohen, A.J.; Anderson, H.R.; Ostro, B.; Pandey, K.D.; Krzyzanowski, M.; Kunzli, N.; Gutschmidt, K.; Pope, A.; Romieeu, I.; Samet, J.M.; Smith, K. The global burden of disease due to outdoor air pollution, *Journal of Toxicology and Environmental Health, Part A*, 2005, 68: 1301-1307.
12. Mishra, U.C. Environmental impact of coal industry and thermal power plants in India, *Journal of Environmental Radioactivity*, 2004, 72 (1-2): 35-40.
13. Lockwood, A.; Welker-Hood, K.; Rauch, M.; Gottlieb, B. Coal's Assault on Human Health, Physicians for Social Responsibility Report, November 2009.
14. Plum, H.J.; de Vidjer, J.M.; Olie, K.; Kok, J.H.; Vulsma, T.; Tjin, D.A.; Van der Slikke, J.W.; Koppe, J.G. Effects of pre and postnatal exposure to chlorinated dioxins and furans on human neonatal thyroid hormone concentration, *Environmental Health Perspectives*, 1993, 101:504-508.
15. Safe, S.H. Polychlorinated biphenyls (PCBs): Environmental impact, biochemical and toxic response, and implications for risk assessment, *Critical Reviews in Toxicology*, 1994, 24: 1-63.
16. Pope, C.A. Epidemiology of fine particulate air pollution and human health: Biologic mechanisms and who's at risk? *Environmental Health Perspectives*, 2000, 108: 713-723.
17. Penney, S.; Bell, J.; Balbus, J. Estimating the health impacts of coal-fired power plants receiving international financing, Report of Environmental Defence Fund, Washington, DC, 2009. Available at: [http://www.edf.org/documents/9553\\_coal-plants-health-impacts.pdf](http://www.edf.org/documents/9553_coal-plants-health-impacts.pdf).
18. Hnatiuc, E. *Procedes electriques de mesure et de traitement des pollutant (Electrical Methods for Measurement and Treatment of Pollutants)*. Editions TEC&DOC, Lavoisier Publishing House, Paris, 2002.
19. Breuil, J.M. Input-output analysis and pollutant emissions in France. *The Energy Journal*, 1992, 13: 173-184.
20. Niculescu, T. *The Study of RLC Circuits Transitory Phenomena using Matlab – Simulink Software*, University of Petroșani Publishing House, Romania, 2005.
21. Gibilisco, S. *Teach Yourself Electricity and Electronics*, McGraw-Hill Professional, New York, 2002.
22. Boashash, B., Editor, *Time-Frequency Signal Analysis and Processing: A Comprehensive Reference*, Elsevier Science, Oxford, 2003.
23. Timotin, A.; Hortopan, V.; Ifrim, A.; Preda, M. *Lectii de Bazele Electrotehnicii (Electrotechnics Bases)*, E.D.P. Publishing House, Bucharest, 1970.
24. Nicola, D.A.; Bulucea, C.A. *Electrotehnica, Echipamente si Masini Electrice (Electrotechnics, Electrical Equipment and Machines)*, Vol. I: Electrotehnica teoretica (Theoretical electrotechnics), SITECH Publishing House, Craiova, 2005.

© 2011 by the authors; licensee MDPI, Basel, Switzerland. This article is an open access article distributed under the terms and conditions of the Creative Commons Attribution license (<http://creativecommons.org/licenses/by/3.0/>).