

# Compaction behavior of isomalt after roll compaction

Julian Quodbach, Johanna Mosig, Peter Kleinebudde

Institute of Pharmaceutics and Biopharmaceutics  
Heinrich-Heine-University Duesseldorf, Universitaetsstrasse 1, 40225 Duesseldorf  
corresponding author: julian.quodbach@hhu.de, phone: +49 211 8114513

## Abstract

**Aim:** Isomalt is an emerging excipient suitable for direct compression. In this study the suitability of the new isomalt grade galenIQ 801 for dry granulation and following tableting is evaluated.

**Methods:** Isomalt as well as a blend of equal parts with dibasic calcium phosphate (DCP) is roll compacted and tableted. Particle size distribution and flowability are assessed to characterize the raw material and granules. Tensile strength of tablets is related to the specific compaction force during roll compaction and to the tableting force. Furthermore, the friability and disintegration time are measured to see if the results correlate to the tensile strength and the calculated porosity of the tablets.

**Results:** In all cases, the tensile strength increases with raising tableting forces. However, the specific compaction force has a different influence. For isomalt the tensile strength is highest for tablets made from granules prepared at 2 kN/cm and 6 kN/cm and decreases at higher values, i.e. 10 kN/cm and 14 kN/cm. The tensile strength of the blend tablets is almost one third lower compared to the strongest tablets of pure isomalt (1.47 MPa versus 0.87 MPa for a specific compaction force of 6 kN/cm and a tableting force of 15 kN). Every tablet batch produced with the blend fails the friability test. Tablet batches of pure isomalt showing high tensile strengths pass the friability test. Disintegration time is longest when the tensile strength is at its maximum and decreases with higher porosity and lower tensile strengths.

**Conclusion:** Isomalt proves to be suitable for tableting after roll compaction. Even though the capacity as a binder might not be as high as of other excipients, it is a further alternative for the formulation scientist.

**Keywords:** isomalt, roll compaction, work hardening, recompression, compactibility

## Introduction

Isomalt is a polyol derived from sucrose. Advantages of this excipient are its sweet taste, which is supposed to allow taste masking, the low glycemic and insulinemic response (Petzoldt, 1982), and the ability to be compacted directly. With regard to infantile patients, also the lack of cariogenicity is important (Gehring, 1981). The marketed products differ mainly in the particle size distribution and the chemical composition. Isomalt consists of varying amounts of 1-O-D-glucopyranosyl-D-mannitol dihydrate (GPM) and 6-O-D-glucopyranosyl-D-sorbitol (GPS). Since the water solubility of GPS is higher, the marketed products show deviating physicochemical behavior (Bolhuis, 2006). Ndindayino et al. (1999, 2002) investigated the performance of isomalt in direct compression. It was discovered, that isomalt exhibits plastic deformation and elastic recovery mostly in the die. One study determined that isomalt is also an option as diluent for orally disintegrating tablets (Chawla, 2011). Moreover, isomalt was found to be beneficial as excipient for wet granulation with acetaminophen (Saska, 2010).

Roll compaction/dry granulation is a frequently used operation in the pharmaceutical industry. As described in literature excipients can lose their ability to form strong tablets after roll compaction/dry granulation (Kleinebudde, 2004; Kochhar et al., 1995; Malkowska and Khan, 1983). Due to this work hardening called phenomenon, it is favourable to know how materials behave on recompression. As galenIQ 801 is a new brand of isomalt this study is planned out to investigate the preservation of its compactibility after roll compaction.

## Materials and methods

### Materials

Isomalt (galenIQ 801, Beneo Palatinit GmbH, Germany), dibasic calcium phosphate (Dicafos C 92-05, Chemische Fabrik Budenheim KG, Budenheim, Germany), fumed silica (Aerosil® 200, Evonik Degussa GmbH, Germany) and magnesium stearate (Bärlocher, Germany) were used. Isomalt and DCP were sieved through a 2000 µm sieve. For the mixture equal parts (w/w) of isomalt and DCP were blended for 10 min in a Turbula mixer (T2C, Willy A. Bachofen AG, Basel, Switzerland).

### Roll compaction

Two different powders were granulated. The first one was pure isomalt, the second one a blend of equal parts of isomalt and DCP. They were granulated with a Minipactor 250/25 (Gerteis Maschinen + Prozessengineering AG, Jona, Switzerland) equipped with a star granulator and a 1 mm sieve. The star granulator was set to move 120° clockwise and 180° counterclockwise with a gap width of 1 mm and a rotor speed of 40 rpm clockwise and 60 rpm counterclockwise. Speed of the rolls was set to 1 rpm with a gap width of 2.0 mm. Specific compaction forces were 2 kN/cm, 6 kN/cm, 10 kN/cm and 14 kN/cm for isomalt. The isomalt batch produced at 2 kN/cm showed no promising results, thus no DCP blend was roll compacted at this specific compaction force.

### Analysis of powders and granules

The true density was acquired with a helium pycnometer (AccuPyc 1330, micromeritics, Aachen, Germany; n=3). Laser diffraction (Helos, Sympatec GmbH, Clausthal-Zellerfeld, Germany) was used to evaluate the particle size distribution of raw materials, whereas sieve analysis was performed to characterize the granules using a sieve shaker (Vibro, Retsch GmbH, Haan, Germany) for 5 min with an amplitude of 1 mm with 1400 µm, 1000 µm, 710 µm, 500 µm, 355 µm, 250 µm, 180 µm, and 100 µm sieves. The residue was further sieved with an air-jet sieve (AS 200 jet, Retsch GmbH) for 2 min with an under-pressure of 1700 Pa using 90 µm, 63 µm and 32 µm sieves (n=2). The results were interpolated using the software OriginPro 8.5g (OriginLab Corporation, Northampton, USA) to acquire the  $x_{10}$ ,  $x_{50}$  and  $x_{90}$  values.

The Hausner factor was calculated from tap and bulk density, measured with a volumetric analyzer (J. Engelsmann AG, Ludwigshafen, Germany; n=3). Also, measurements with a ring shear cell (RST-01.pc, Dr.-Ing. Dietmar Schulze, Wolfenbüttel, Germany) provided the flow function coefficient ( $ff_c$ ) values of granules and powders (n=3) to describe the flow properties.

## Tableting and characterization of tablets

Prior to tableting, 0.5% magnesium stearate were added to the granules and powders and mixed for 2 min. Ungranulated powders were mixed beforehand with additional 0.5% of Aerosil. All batches were tableted on a rotary die press (Pressima, IMA Kilian, Köln, Germany) set to 15 rpm and compaction forces of 3 kN, 6 kN, 9 kN, 12 kN and 15 kN. Flat faced tablets of a weight of 350 mg and a diameter of 12 mm were produced. Tablet height, weight, diameter and breaking force were determined with a MultiCheck 5.1, friability with a TA friability tester (both Erweka GmbH, Heusenstamm, Germany) according to Ph. Eur. 7.0. Breaking force and tablet size were used to calculate the tensile strength according to Fell and Newton (1970). A DT2 (Sotax, Allschwill/Basel, Switzerland) was used to measure the disintegration time (Ph. Eur. 7.0) in water.

## Nomenclature

Batch nomenclature is devised according to the following scheme:

*Granules (G) or tablets (T) - isomalt (A) or isomalt-DCP (B) - specific compaction force (kN/cm) \_ tableting force (kN) (if tableted)*

e.g., T-A-3\_15 refers to isomalt tablets roll compacted with 3 kN/cm and tableted with 15 kN.

## Results and discussion

### Characterization of granules

The flowability is characterized in terms of the  $ff_c$  value and the Hausner factor.  $ff_c$  values below 4 describe cohesive behavior, the range from 4 to 10 points to easy-flowing materials, whereas an  $ff_c$  value greater 10 means free-flowability (Schulze, 2011). The results are given in table 1. Even the lowest specific compaction force of 2 kN/cm improves the flowability of pure isomalt from cohesive ( $ff_c=3.24\pm0.02$ ) to easy flowing ( $ff_c=6.80\pm0.71$ ). Specific compaction forces of 6 kN/cm and higher produce granules which are all free flowing with  $ff_c$  values above 10. The Hausner factor behaves accordingly, decreasing from 1.33 for the uncompacted isomalt to 1.11 for granules produced with a specific compaction force of 14 kN/cm.

Specific compaction force [kN/cm]	Isomalt granules					Isomalt-DCP granules			
	0	2	6	10	14	0	6	10	14
Hausner factor	1.33	1.21	1.16	1.15	1.11	1.44	1.24	1.15	1.15
$ff_c$ value	3.6	6.8	12.1	16.6	16.5	3.2	4.8	10.1	8.4
x10 [ $\mu\text{m}$ ]	1.7	25.0	141.5	184.0	186.5	1.0	36.6	37.5	41.0
x50 [ $\mu\text{m}$ ]	17.7	546	642	607	617	7.2	556	590	554
x90 [ $\mu\text{m}$ ]	44.6	923	934	921	938	31.1	920	927	928

Table 1: Flow parameters and particle size percentiles (mean, coefficient of variation is <15%, only x10 of G-A-6, x10 and x50 of G-B-6 and x10 of G-B-14 exceed 15%)

Similar results are obtained for the isomalt-DCP batches. The  $ff_c$  value increases with higher specific compaction forces up to 10 kN/cm, yet displays a slight drop below the free flowing mark of 10 with an  $ff_c$  value of  $8.41\pm0.06$  at a 14 kN/cm. This can be due to brittle behavior of the excipient after being compacted with the highest specific compaction force, thus creating more fines. In this case, the  $ff_c$  value is a more discriminating and accurate indicator for the flowability than the Hausner factor, which is 1.15 for both, the 10 kN/cm and 14 kN/cm batch.

The increased flowability can be explained by the strong increase in particle size due to roll compaction (Table 1). Laser diffraction reveals an  $x_{90}$  of  $44.64\pm1.16$   $\mu\text{m}$  for pure isomalt and  $31.05\pm1.02$   $\mu\text{m}$  for the isomalt-DCP blend. After roll compaction the  $x_{90}$  of pure isomalt as well as isomalt-DCP granules is in all cases above 900  $\mu\text{m}$ . Yet, the isomalt-DCP granules have only small  $x_{10}$  values of around 37  $\mu\text{m}$  which explain the lower  $ff_c$  values compared to pure isomalt granules.

Only the 2 kN/cm batch of isomalt granules has an equally small  $x_{10}$  value, specific compaction forces  $\geq 6$  kN/cm lead to an  $x_{10}$  of  $\geq 140$   $\mu\text{m}$ . The  $x_{50}$  value increases from 546  $\mu\text{m}$  to 642  $\mu\text{m}$  in the same step. The largest  $x_{50}$  value is at 6 kN/cm for isomalt granules (642  $\mu\text{m}$ ) and at 10 kN/cm for isomalt-DCP granules (590  $\mu\text{m}$ ). It decreases again at higher specific compaction forces, indicating a maximum of plastic deformation at these forces. The material begins to behave brittle as soon as the specific compaction force is raised and the particle size decreases.

### Characterization of tablets

As a measure of compactibility, the tensile strength was plotted against the tableting force. As depicted in figure 1, it is evident that large specific compaction forces (i.e.  $\geq 10$  kN/cm) result in weaker tablets of pure isomalt. T-A-2\_15 and T-A-6\_15 have tensile strengths up to 1.5 MPa, however tablets of granules produced with a specific compaction force of  $\geq 10$  kN/cm have lower tensile strengths. Batch T-A-14\_15 displays a drop to below 1 MPa. Only one batch of ungranulated isomalt could be produced (T-A-0\_15) because lower tableting forces lead to soft and easily breaking tablets. But the difference in tensile strength between granulated and ungranulated isomalt is very small, indicating only little work hardening.

The tablets produced with the isomalt-DCP blend behave differently (Figure 2). The differences in tensile strength are small across all compaction forces. Yet, the overall tensile strength is in all cases lower than the one of pure isomalt tablets. The strongest tablets made from granules are compacted with a specific compaction force of 6 kN/cm and tableted with 15 kN (T-B-6\_15). But even in this case, the tensile strength is in average below 0.9 MPa.

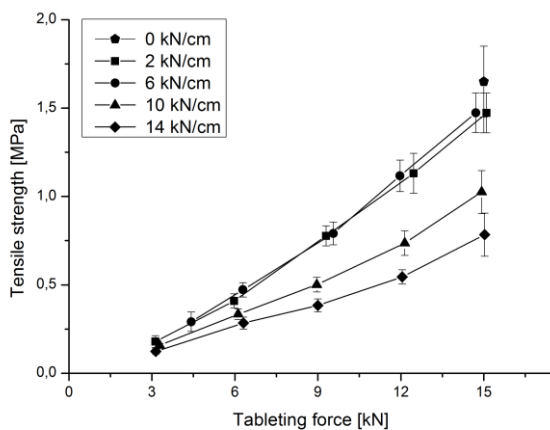


Figure 1: Compactibility of isomalt tablets  
(mean  $\pm$  s, n=10)

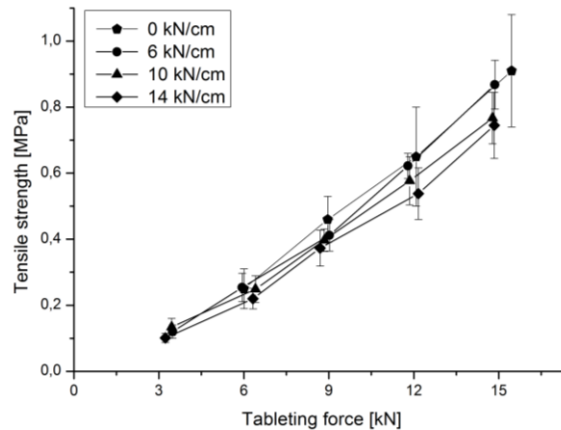


Figure 2: Compactibility of isomalt-DCP tablets  
(mean  $\pm$  s, n=10)

These results mirror in the friability test results. None of the isomalt-DCP tablet batches passes the test. However, the same is observed for isomalt tablets roll compacted with 14 kN/cm (table 2). The friability test is successful for tableting forces higher than 9 kN and specific compaction forces of 2 kN/cm and 6 kN/cm. Also, batch T-A-10\_15 passes the test.

	2,0 kN/cm	6,0 kN/cm	10,0 kN/cm	14,0 kN/cm
3 kN	not passed	not passed	not passed	not passed
6 kN	not passed	not passed	not passed	not passed
9 kN	1.06 %	0.91 %	not passed	not passed
12 kN	0.62 %	0.75 %	not passed	not passed
15 kN	0.74 %	0.60 %	1.07 %	not passed

Table 2: Friability test results of isomalt tablets according to Ph. Eur. 7.0

Ritschel defines the approximate target value of tensile strength as 10 N times the diameter (Ritschel, 2002). The tablets compressed in this study have a diameter of 12 mm and a height of about 2.3 mm in average, implying a target tensile strength of roughly 120 N. Even the strongest produced tablets show a tensile strength of only 40 N.

Furthermore, the disintegration time according to Ph.Eur. was measured. In most cases, the tablets disintegrate as expected. The higher the specific compaction and tableting force, the longer the tablets need to disintegrate (Figures 3 and 4). Isomalt-DCP tablets tend to disintegrate slower than isomalt tablets in most cases. This can be due to the very low water solubility of DCP.

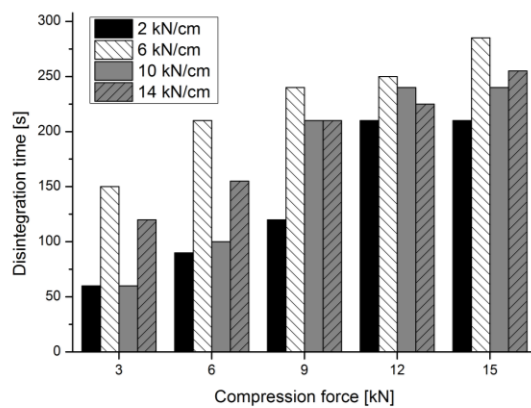


Figure 3: Disintegration time of isomalt tablets (n=2, time of longest disintegration shown)

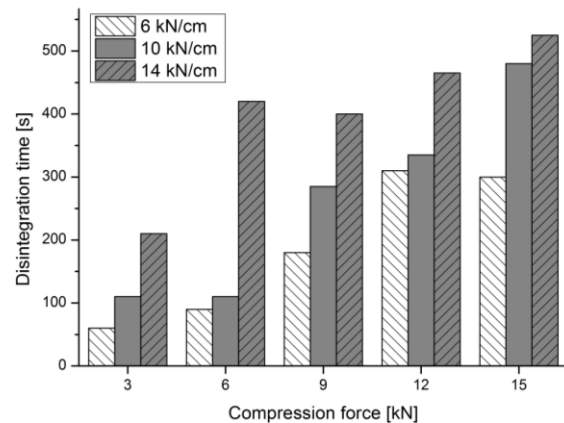


Figure 4: Disintegration time of isomalt-DCP tablets (n=2, time of longest disintegration shown)

During the dry granulation and tableting processes, the intraparticulate and interparticulate porosities are affected. Whereas the intraparticulate porosity is mainly altered during roll compaction, the interparticulate porosity decreases with increasing tableting forces. This explains why some batches disintegrate slowly, even though the tableting force was kept low. For example, T-A-14\_3 disintegrates slower than T-A-2\_9, albeit the tableting force is tripled. The intraparticulate porosity is too small to allow quick wicking. The disintegration time of T-A-6 batches is highest across all tableting forces, even though the specific compaction force is fairly low. These batches also display the highest tensile strength and thus have the strongest bonds that need to be overcome to disintegrate completely. The tensile strength of T-A-2 batches is similar to that of T-A-6 batches, yet the tablets disintegrate much faster. It can be assumed, that the higher intraparticulate porosity due to the lower specific compaction force facilitates the entry of water and therefore accelerates disintegration. The data suggest that the specific compaction force has a higher impact on the disintegration time than the tableting force.

## Conclusion

Work hardening also affects the new isomalt brand galenIQ 801. Increasing the specific compaction force during dry granulation resulted in decreasing tensile strengths of produced tablets. Still, it is shown that isomalt is suitable for dry granulation and further tableting. A specific compaction force of 6 kN/cm seems to be the best setting for roll compaction, resulting in freely flowing granules as well as tablets with the highest tensile strength.

Yet, it has to be mentioned, that the compressed tablets were not comparable with marketed products in term of size and composition. The thickness ranged between 1.90 mm and 3.05 mm for a 12 mm diameter, which is unusually flat and resulted in weak tablets which were in most cases not suitable for normal handling, e.g. packing in blisters. The friability test failed because the tablets broke apart and not because of abrasion. It has to be investigated, whether tablets with a common drug load and thickness are sufficiently strong.

## Acknowledgement

The authors wish to thank Patrick Scholz and Ali Rami for conducting the experiments.

## References

- Bolhuis, G.K., 2006. Excipients for direct compaction - An update. *Pharmaceutical development and technology* 11, 111-124.
- Chawla, M., 2011. Evaluation of galen IQ polymer in Tramadol Hydrochloride orally disintegrating tablet. *International Journal of Drug Delivery* 3, 439-455.
- Fell, J.T., Newton J.M., 1970. Determination of tablet strength by the diametral-compression test. *Journal of Pharmaceutical Sciences*. 59, 688-691.
- Gehring, F., 1981. The sugar substitute Palatinit® with special regard to microbiological and caries-prophylactic aspects. *Zeitschrift für Ernährungswissenschaft* 20, 96-106.
- Kleinebudde, P., 2004. Roll compaction/dry granulation: pharmaceutical applications. *European Journal of Pharmaceutics and Biopharmaceutics* 58, 317-326.
- Kochhar, S.K., Rubinstein, M.H., Barnes, D., 1995. The effects of slugging and recompression on pharmaceutical excipients. *International Journal of Pharmaceutics* 115, 35-43.
- Malkowska, S., Khan, K.A., 1983. Effect of Re-Compression on the Properties of Tablets Prepared by Dry Granulation. *Drug Development and Industrial Pharmacy* 9, 331-347.
- Ndindayino, F., 1999. Characterization and evaluation of isomalt performance in direct compression. *International Journal of Pharmaceutics* 189, 113-124.
- Ndindayino, F., 2002. Direct compression and moulding properties of co-extruded isomalt/drug mixtures. *International Journal of Pharmaceutics* 235, 159-168.
- Petzoldt, R., 1982. Palatinit in type II diabetics: Effect on blood-glucose, serum-insulin, C-peptide and free fatty acids. *Deutsche Medizinische Wochenschrift* 107, 1910-1913.
- Ritschel, W., 2002, *Die Tablette*, ECV-Editio-Cator-Verlag, Aulendorf, p. 518
- Saska, Z., 2010. Effect of isomalt as novel binding agent on compressibility of poorly compactable paracetamol evaluated by factorial design. *Powder Technology* 201, 123-129.
- Schulze, D., 2011. Flow properties auf powders and bulk solids (fundamentals), <http://www.dietmar-schulze.de/grdle1.pdf>