



The 7th International Electronic Conference on Medicinal Chemistry (ECMC 2021)

01-30 NOVEMBER 2021 | ONLINE

New 4-(2-furyl)-1,4-dihydropyridine-2-thiols as potential agents with anti-inflammatory activity


Myazina Anna V. ^{1,*}, Bibik Elena Y. ¹, Krivokolysko Dimitry S. ¹, Pankov Andrey A. ²

¹Department of Fundamental and Clinical Pharmacology of State Establishment of Lugansk People's Republic Saint Luka Lugansk State Medical University, LPR ;

²Department of Pharmaceutical Chemistry and Pharmacognosy of State Establishment of Lugansk People's Republic Lugansk State University named Volodymyr Dahl, LPR.

*Corresponding author: anna.krasnodon2009@gmail.com





**New 4-(2-furyl)-
1,4-
dihydropyridine-
2-thiols as
potential agents
with anti-
inflammatory
activity**



The 7th International Electronic Conference on Medicinal Chemistry

01-30 NOVEMBER 2021 | ONLINE

Abstract :

We synthesized new 4-(2-furyl)-1,4-dihydropyridine-2-thiols.

Based on the results of virtual bioscreening, seven samples with laboratory codes *mar-014*, *mar-033*, *mar-035*, *mar-036*, *mar-037*, *mar-040*, *mar-075* were selected as the most promising compounds, taking into account the assumed biological targets of pharmacocorrection of the inflammatory process in preclinical studies.

The experiment was implemented in white male rats. Evaluation of the anti-inflammatory activity of the synthesized compounds was carried out on the model of acute "formalin edema", simulated by subplantar injection of formalin solution into the right hind limb . The substances were administered intragastrically, two hours before the induction of edema.

Animals of the control group received an equivalent amount of sodium chloride solution. Diclofenac sodium, indomethacin, meloxicam, and metamizole sodium intragastrically were used as comparison drugs .

The anti-inflammatory effect was assessed oncometrically, one and two days after the induction of inflammation, by changing the size of the limb.

The most pronounced anti-inflammatory activity at a dose of 5 mg / kg is possessed by: *mar -040* 33-fold superior to indomethacin, 26-fold to diclofenac sodium, 25-fold to meloxicam, and 30-fold to analgin; *mar -037* was 17-23-fold superior to reference drugs; *mar -014* and *mar -033* were 2.7-fold more efficient than the comparison drug.

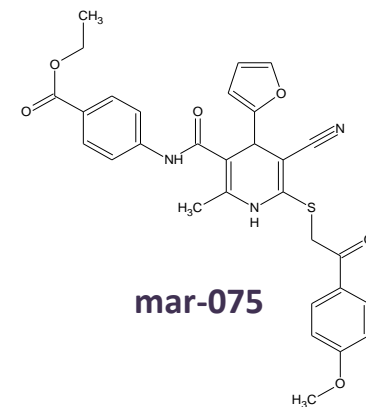
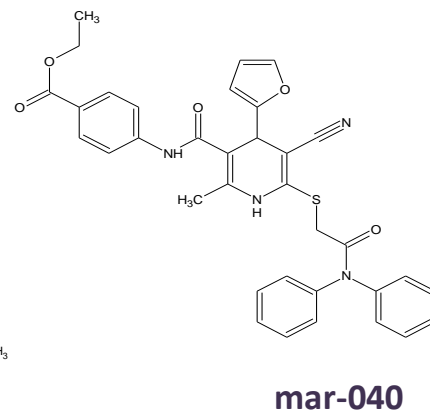
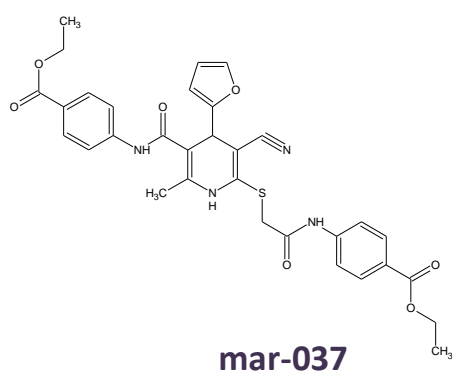
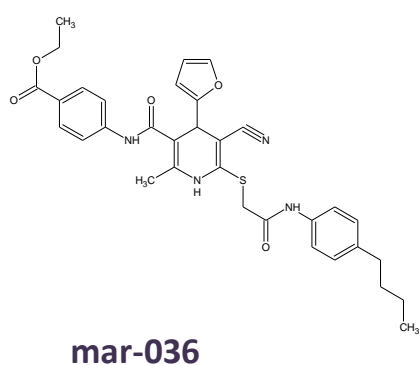
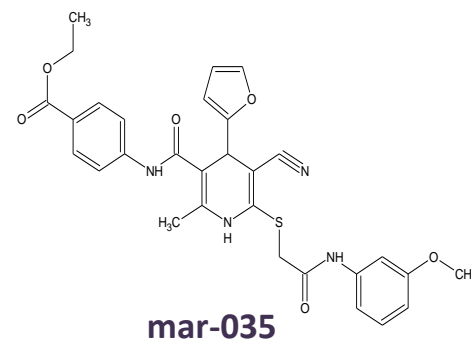
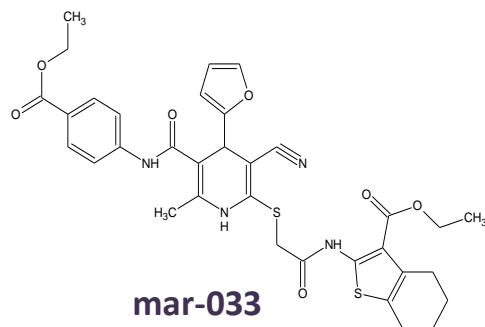
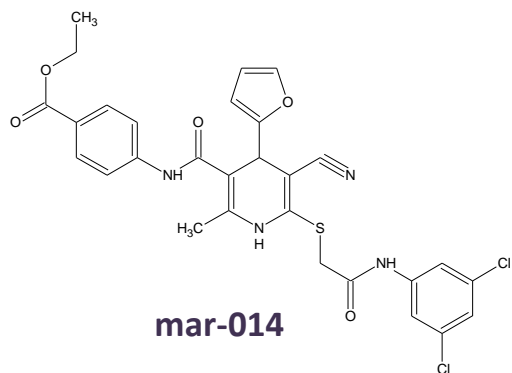
Compounds *mar-035* and *mar-036* exhibited an anti-inflammatory activity similar to meloxicam, diclofenac and metamizol sodium.

Keywords : Anti-inflammatory activity; 1,4-dihydrothiopyridines; formalin edema.



On the basis of the Chimex laboratory (Lugansk, LPR), we have synthesized new derivatives of dihydropyridines containing a 2-furyl substituent in the fourth position.

Based on the results of virtual bioscreening, seven samples of 1,4-dihydrothiopyridines with laboratory codes **mar-014**, **mar-033**, **mar-035**, **mar-036**, **mar-037**, **mar-040**, **mar-075** were selected, as the most promising with taking into account the alleged biological targets of the pharmacological correction of the inflammatory process in preclinical studies.



The chemical structure of samples with laboratory codes

mar-014, mar-037, mar-040, mar-075

Mar-014 (ethyl 4-({[5-cyano-6-({2-[(3,5-dichlorophenyl)amino]-2-oxoethyl}thio)-4-(2-furyl)-2-methyl-1,4-dihydropyridin-3-yl]carbonyl}amino);

Mar-037 (ethyl 4-[[{[3-cyano-5-({[4-(ethoxycarbonyl)phenyl]amino}carbonyl)-4-(2-furyl)-6-methyl-1,4-dihydropyridin-2-yl]thio}acetyl]amino]benzoate);

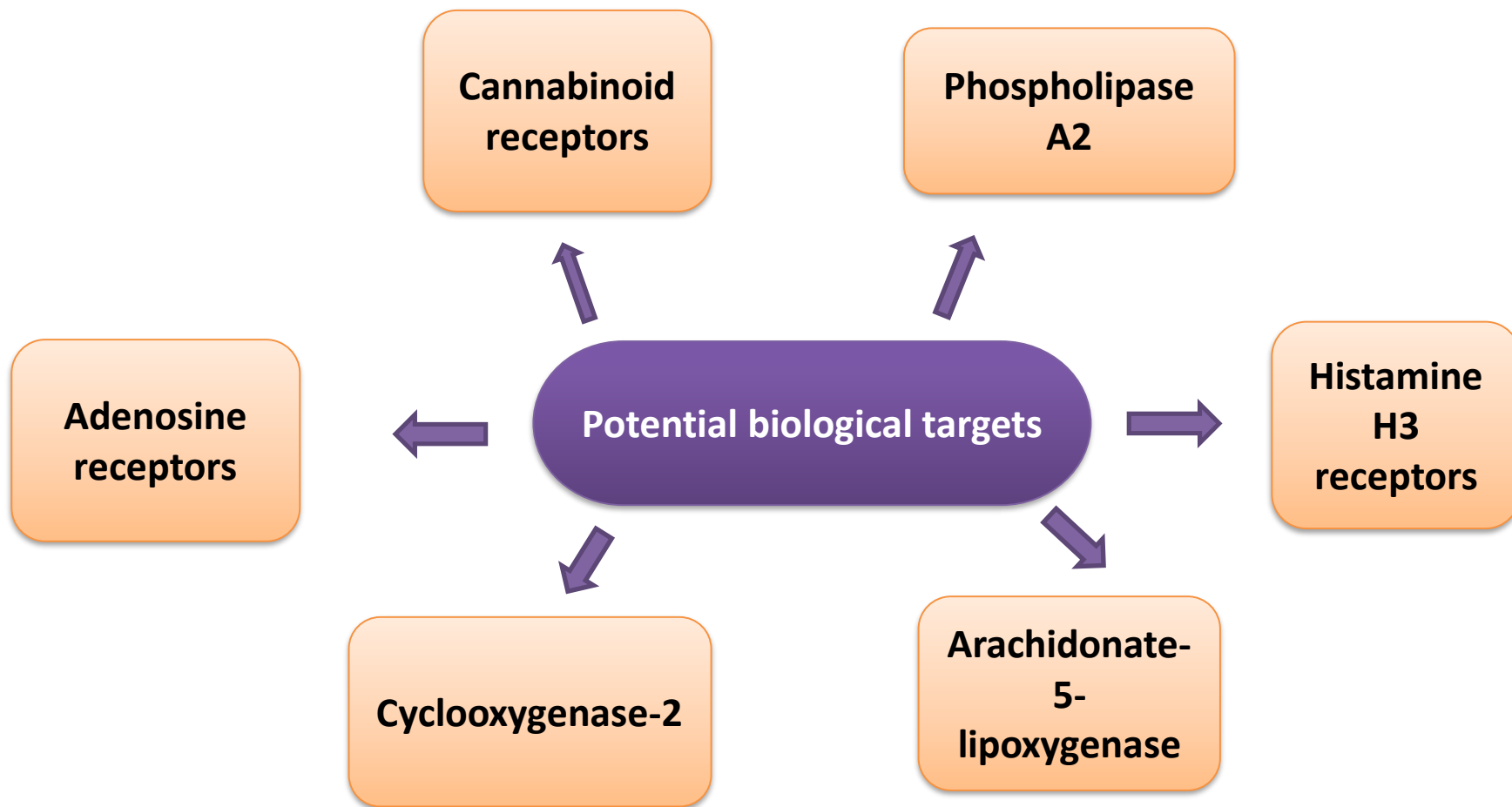
Mar-040 (ethyl 4-({[5-cyano-6-{{2-(diphenylamino)-2-oxoethyl}thio}-4-(2-furyl)-2-methyl-1,4-dihydropyridin-3-yl]carbonyl}amino)benzoate) ;

Mar-075 (ethyl 4-[[{[5-cyano-4-(2-furyl)-6-{{2-(4-methoxyphenyl)-2-oxoethyl}thio}-2-methyl-1,4-dihydropyridin-3-yl)carbonyl]amino}benzoate).



The 7th International Electronic Conference on Medicinal Chemistry

01-30 NOVEMBER 2021 | ONLINE





- The experiment was carried out on 130 white male rats. Evaluation of the anti-inflammatory activity of the synthesized compounds was carried out on the model of acute "formalin edema", simulated by subplantar injection into the right hind limb of 0.1 ml of 2% formalin solution.
- **Mar-014, mar-033, mar-035, mar-036, mar-037, mar-040, mar-075** were administered intragastrically, at a dose of 5 mg / kg 1.5 hours before the induction of edema.
- Animals of the control group received an equivalent amount of 0.9% sodium chloride solution.
- Diclofenac sodium, indomethacin, meloxicam and metamizole sodium intragastrically were used as reference drugs, at doses of 10 mg / kg, 10 mg / kg, 10 mg / kg and 7 mg / kg, respectively.
- The anti-inflammatory effect was assessed oncometrically, 24 and 48 hours after the induction of inflammation, by changing the size of the limb.

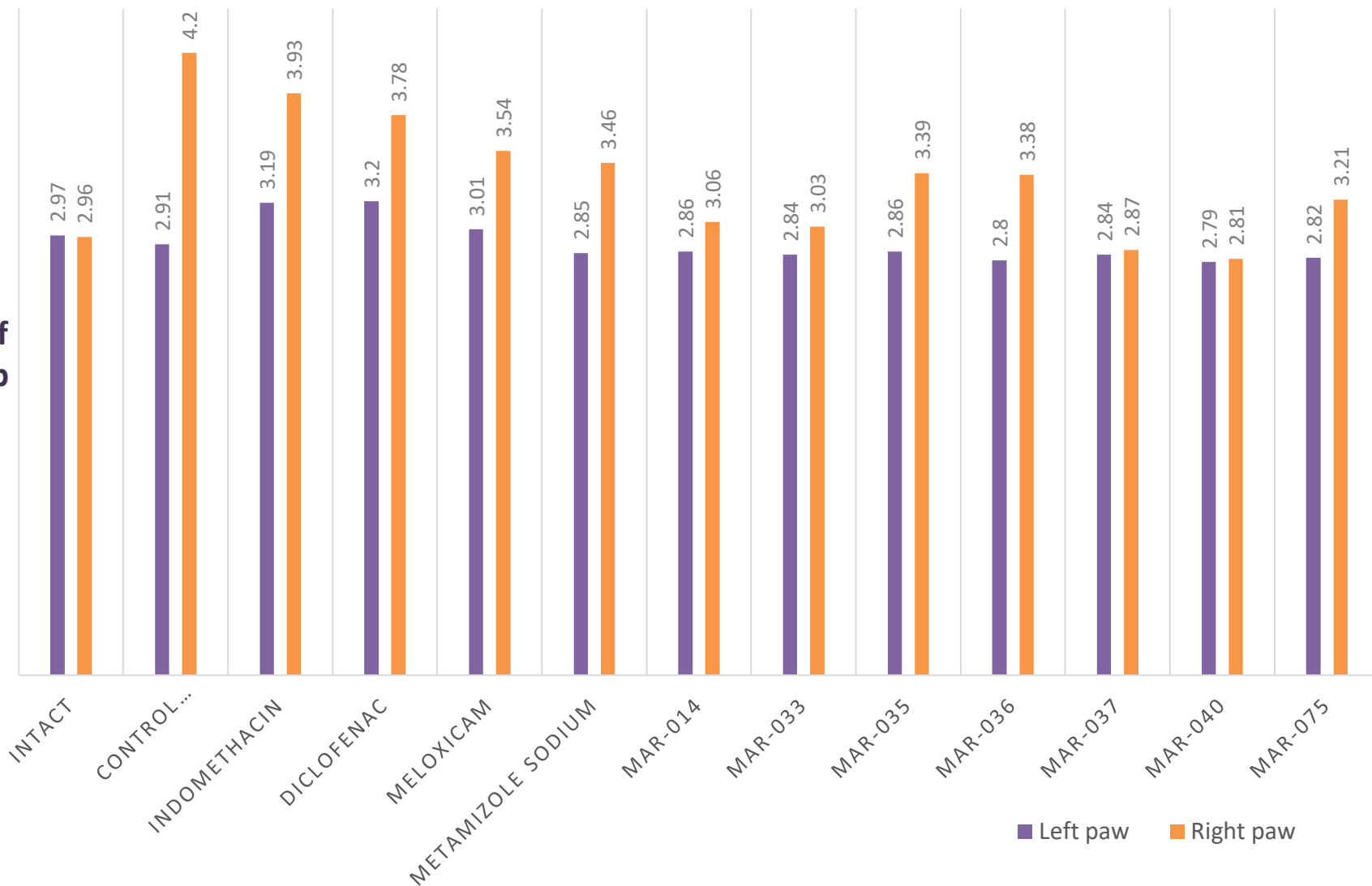


The 7th International Electronic Conference on Medicinal Chemistry

01-30 NOVEMBER 2021 | ONLINE

Changes in the girth of the limbs of rats after the formation of formalin edema 24 hours after the induction of inflammation

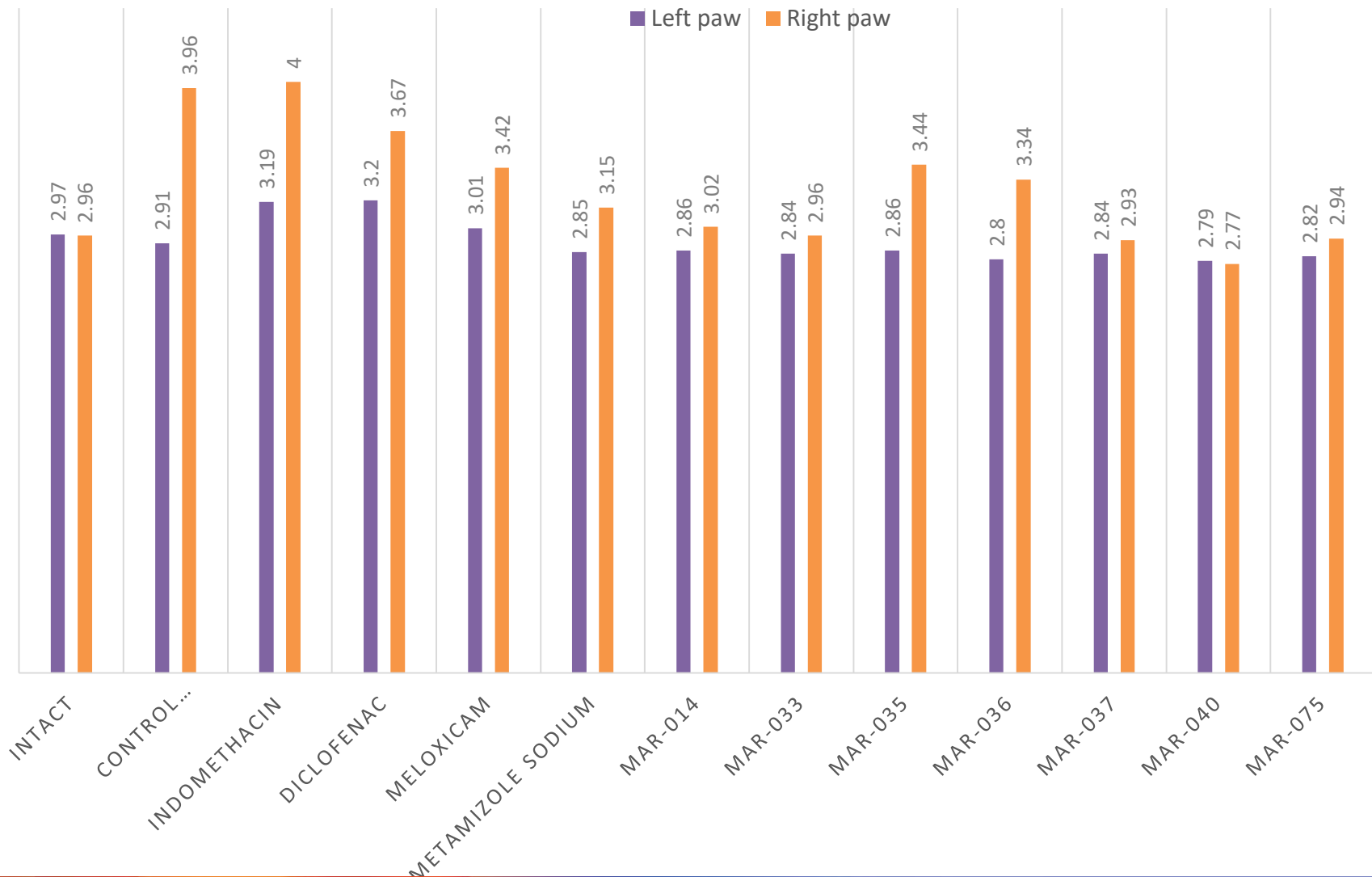
The arithmetic mean of the limb girth



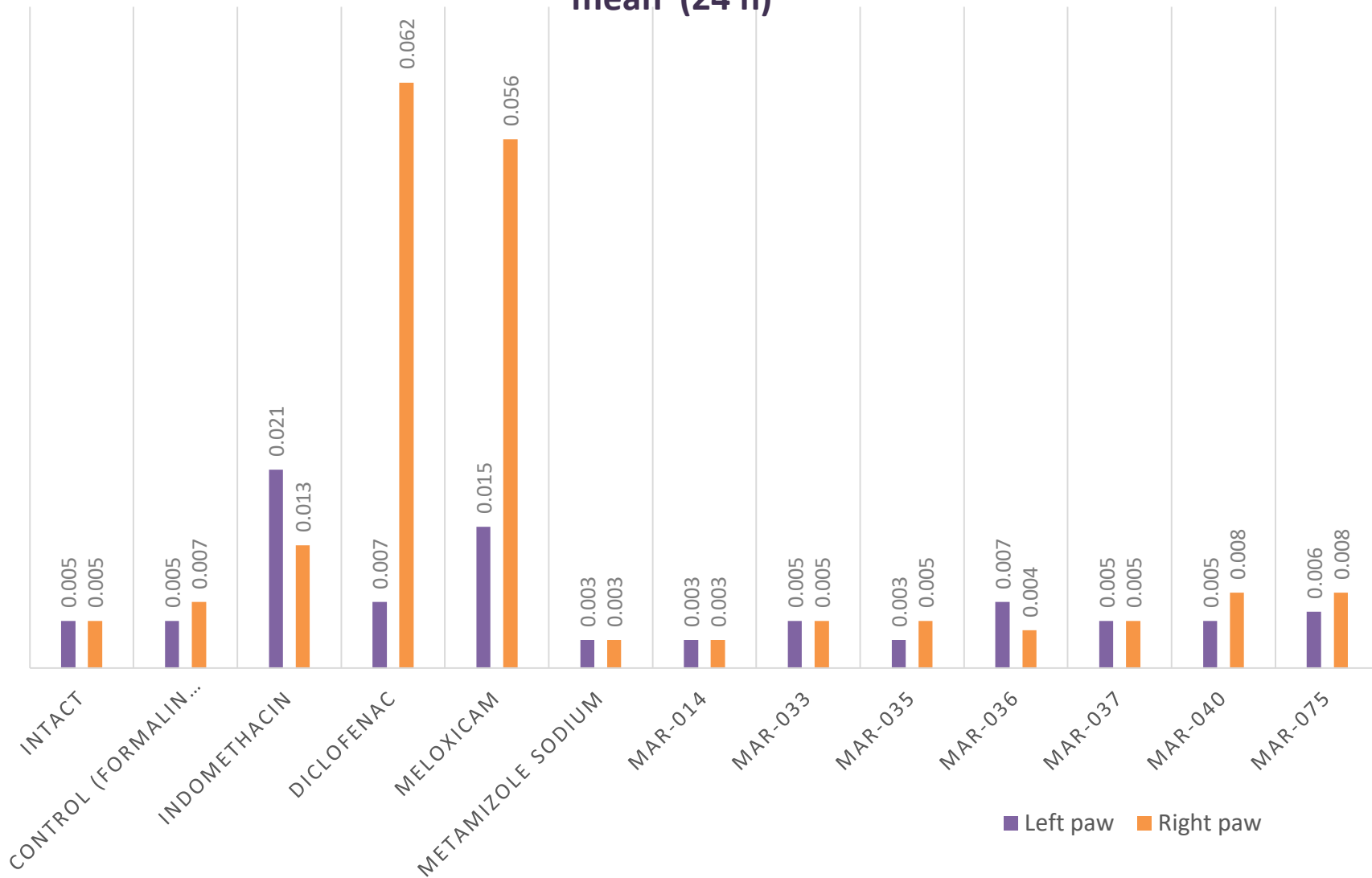
The 7th International Electronic Conference on Medicinal Chemistry

01-30 NOVEMBER 2021 | ONLINE

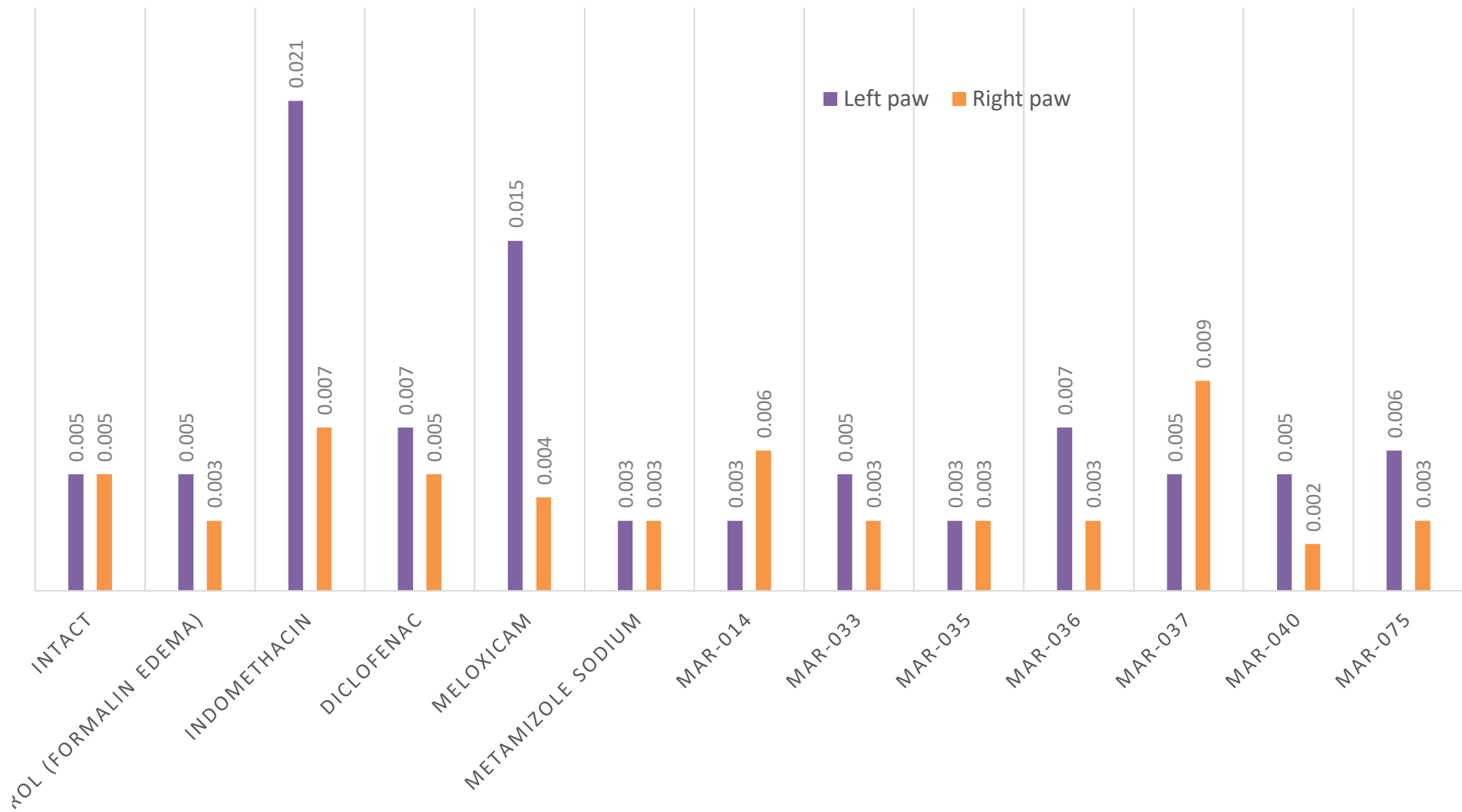
The arithmetic mean of the limb girth (48 h)



Variance of values around the arithmetic mean (24 h)



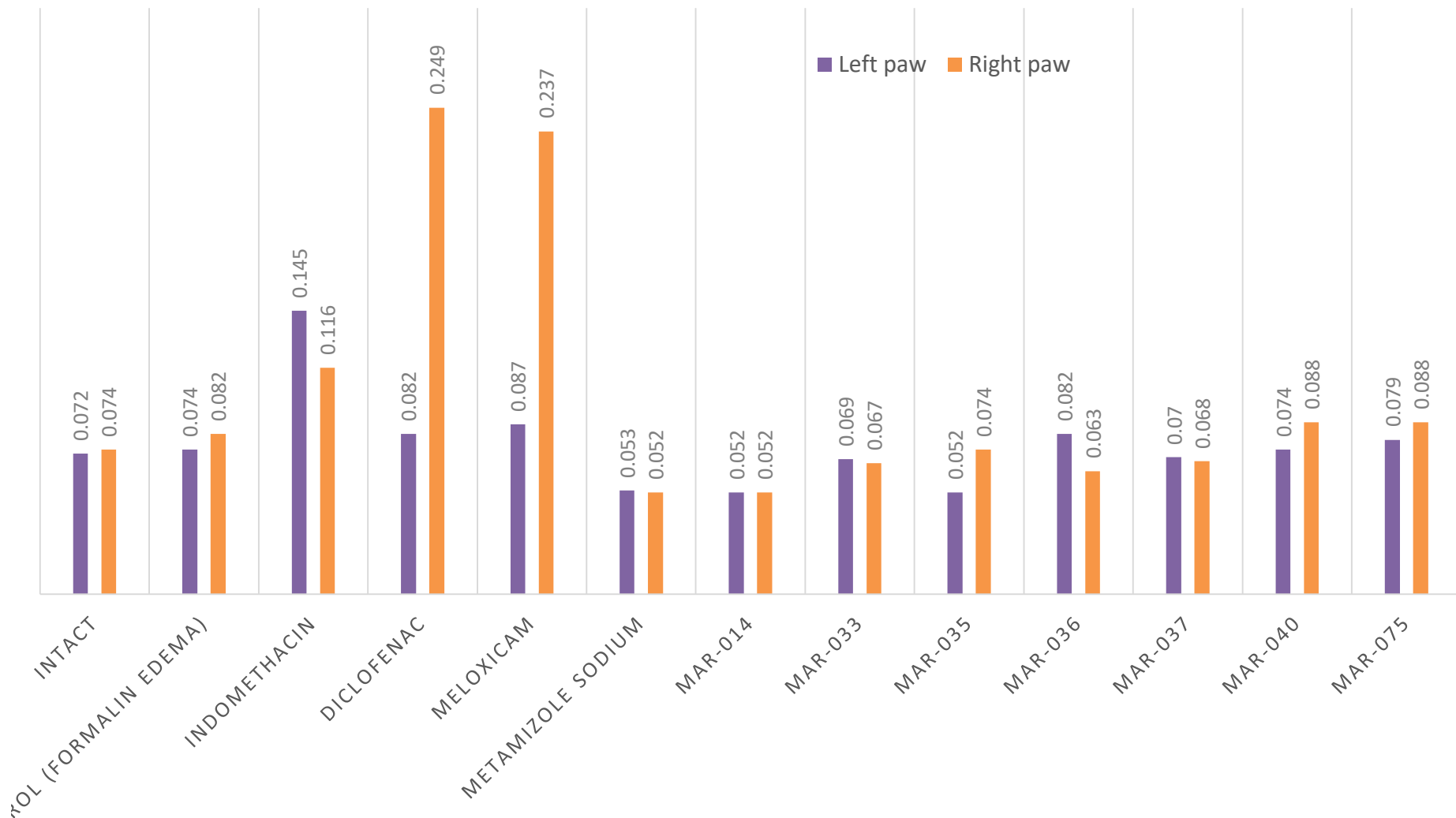
Variance of values around the arithmetic mean (48 h)



The 7th International Electronic Conference on Medicinal Chemistry

01-30 NOVEMBER 2021 | ONLINE

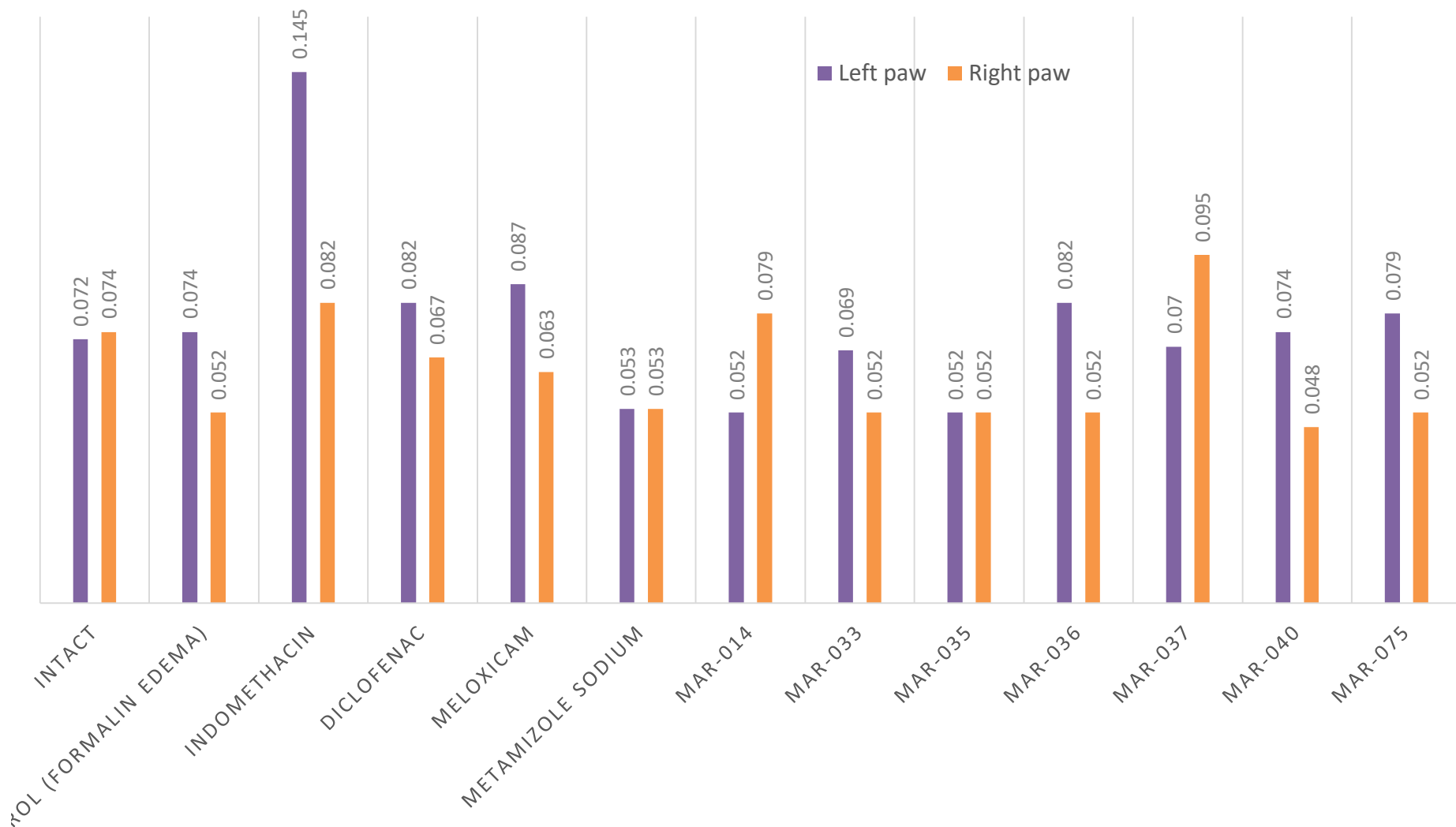
Standard deviation (24 h)



The 7th International Electronic Conference on Medicinal Chemistry

01-30 NOVEMBER 2021 | ONLINE

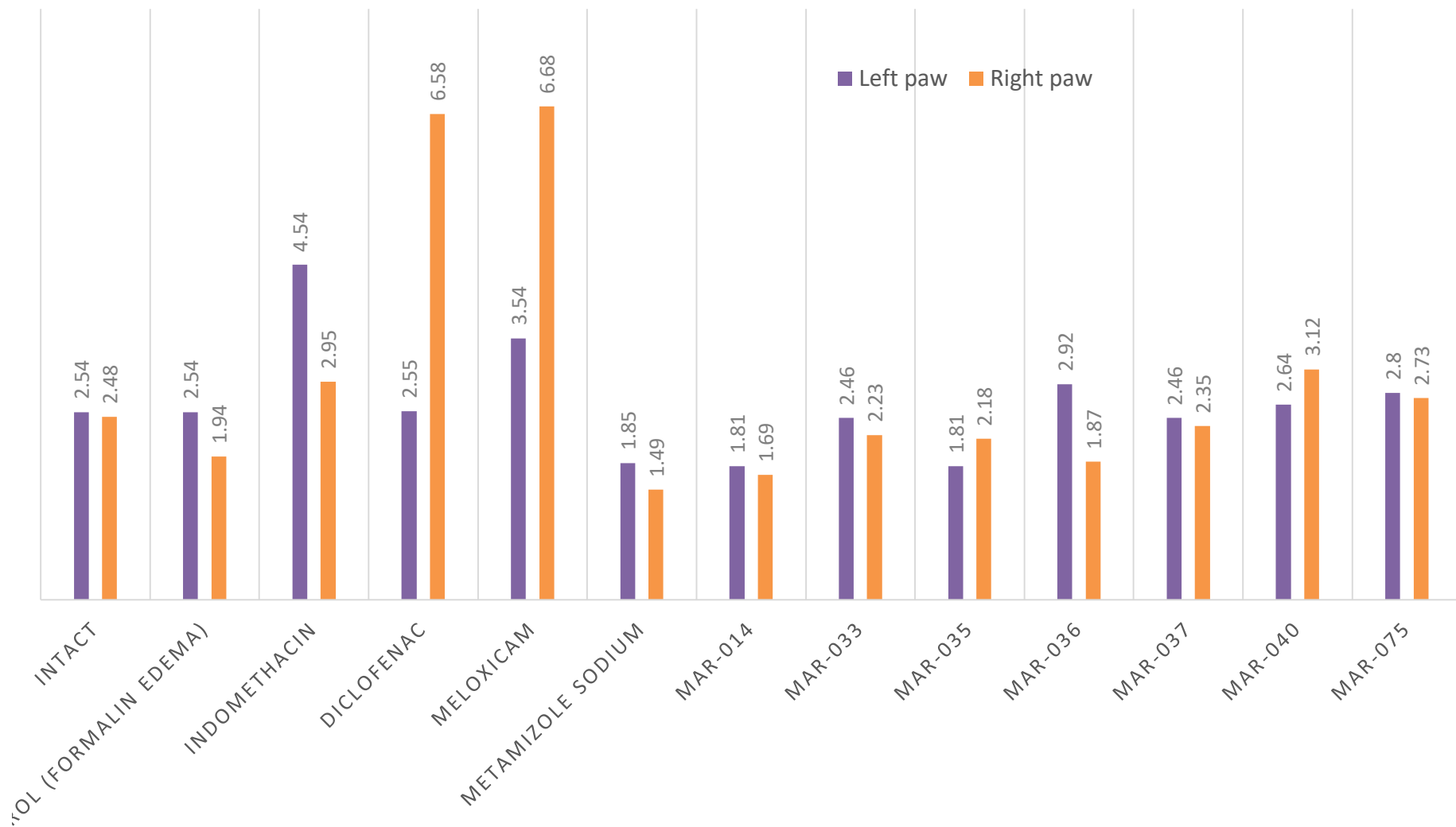
Standard deviation (48 h)



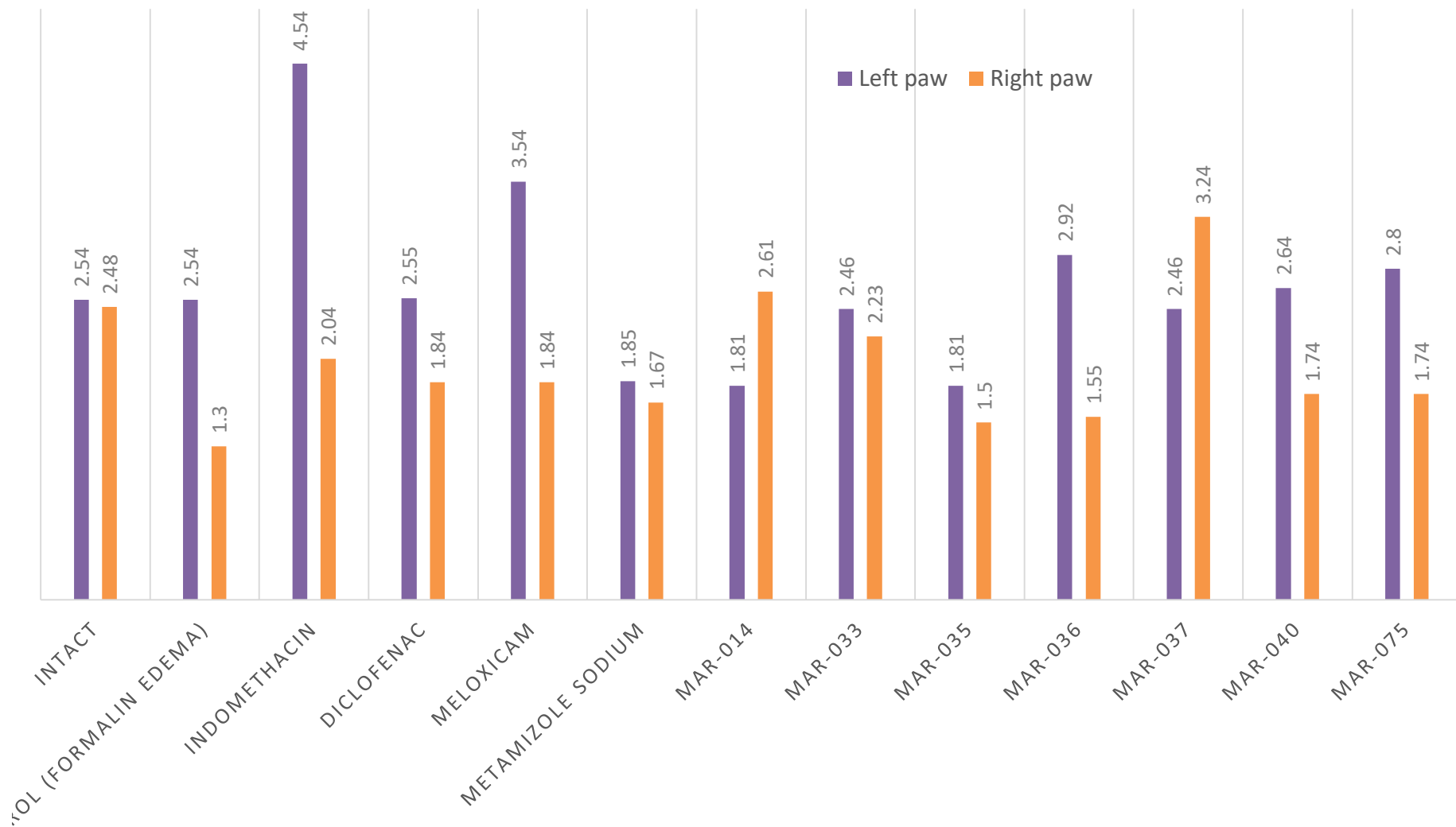
The 7th International Electronic Conference on Medicinal Chemistry

01-30 NOVEMBER 2021 | ONLINE

Coefficient of variation (24 h)



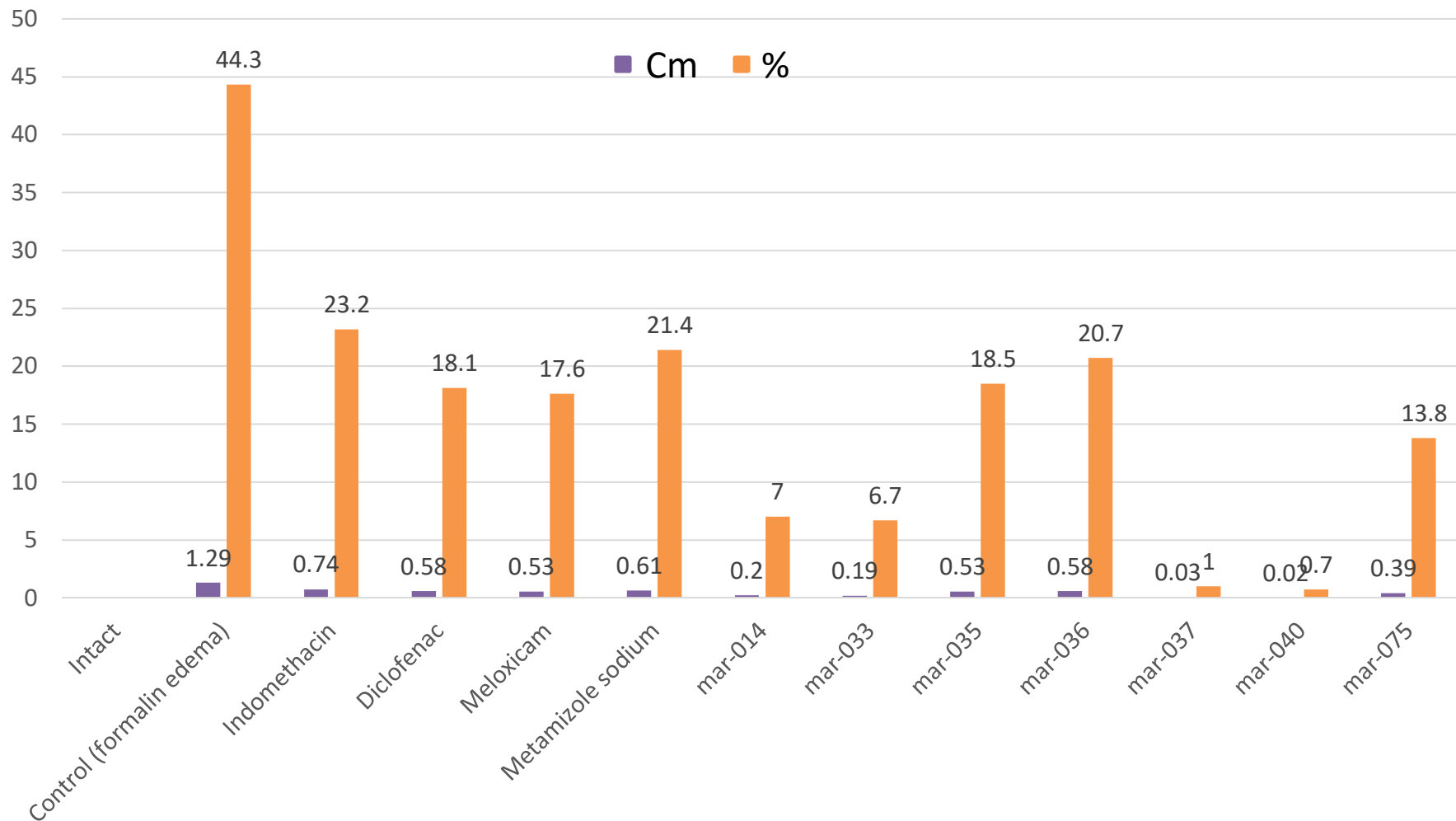
Coefficient of variation (48 h)



The 7th International Electronic Conference on Medicinal Chemistry

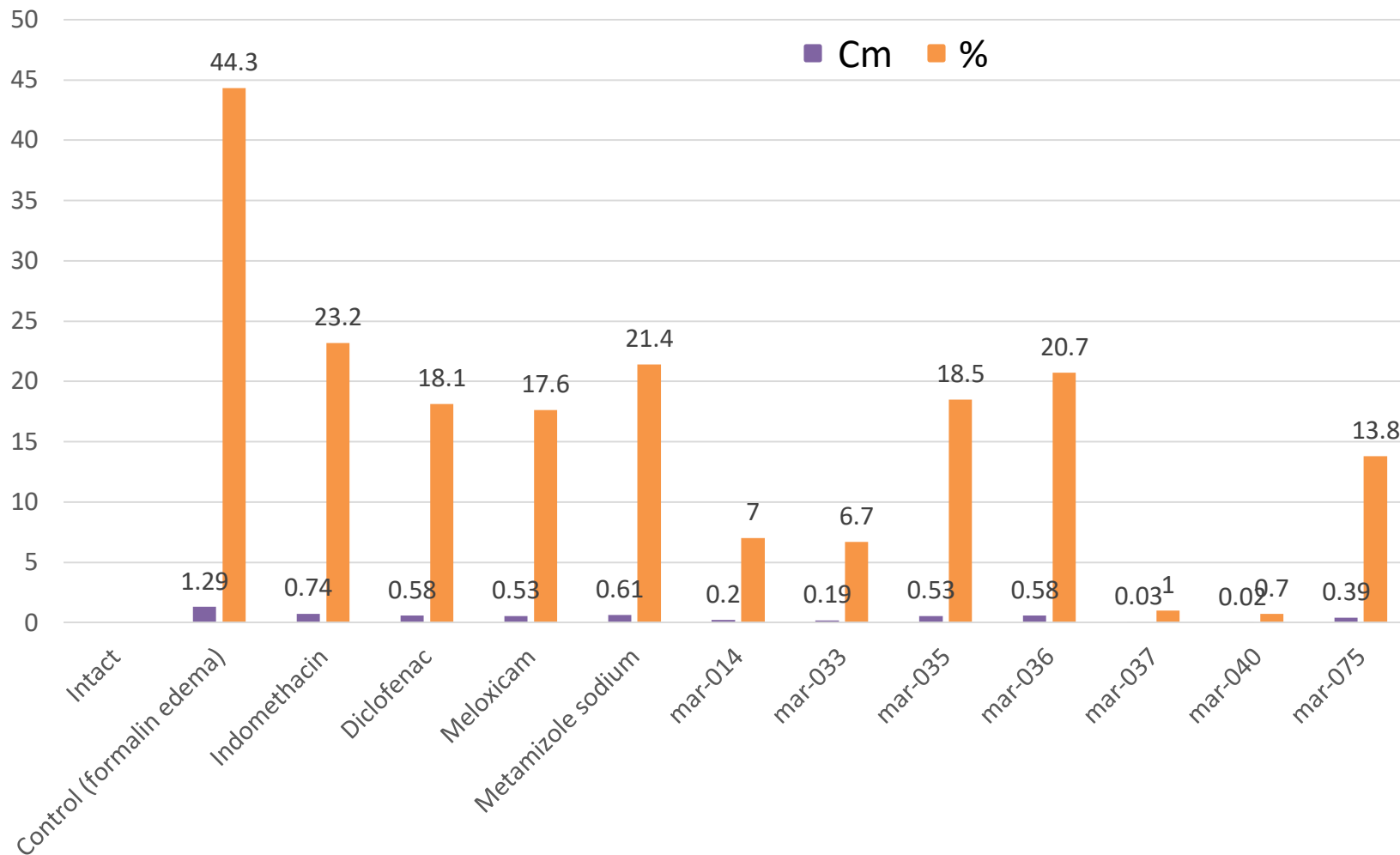
01-30 NOVEMBER 2021 | ONLINE

Difference (24 h)



The 7th International Electronic Conference on Medicinal Chemistry
01-30 NOVEMBER 2021 | ONLINE

Difference (48 h)



Conclusions :

The most pronounced anti-inflammatory activity at a dose of 5 mg / kg is possessed by:

mar-040 superior to indomethacin 33 times, diclofenac sodium 26 times, meloxicam 25 times and metamizol sodium 30 times;

mar-037 17-23 times superior to reference drugs;

mar-014 and **mar-033** , which is 2.7 times more efficient than the comparison drug.

Connections (**mar-035** and **mar-036**) in terms of anti-inflammatory activity similar meloxicam amu , diclofenac and metamizol sodium.



THANK YOU FOR YOUR ATTENTION!

We are open for cooperation!



The 7th International Electronic Conference on Medicinal Chemistry

01-30 NOVEMBER 2021 | ONLINE