



The 7th International Electronic Conference on Medicinal Chemistry (ECMC 2021)

01-30 NOVEMBER 2021 | ONLINE

***In vitro* antioxidants, membrane stability, thrombolytic and erythrocytes protective activities of *Piper guineense* seed extract**

Habibu Tijjani^{1,2*}, Aishatu Muhammad Bobbo^{1,2}, Wilston Maduchem^{1,2}, Fatima Zahra Abdullahi¹, Aliyu Abdulhamid Omar¹, Yunusa Isah^{1,2}, Aliyu Nasiru¹, Yusuf Danyaro¹

¹Department of Science Laboratory Technology, Bauchi State University, Gadau, Bauchi State, Nigeria.

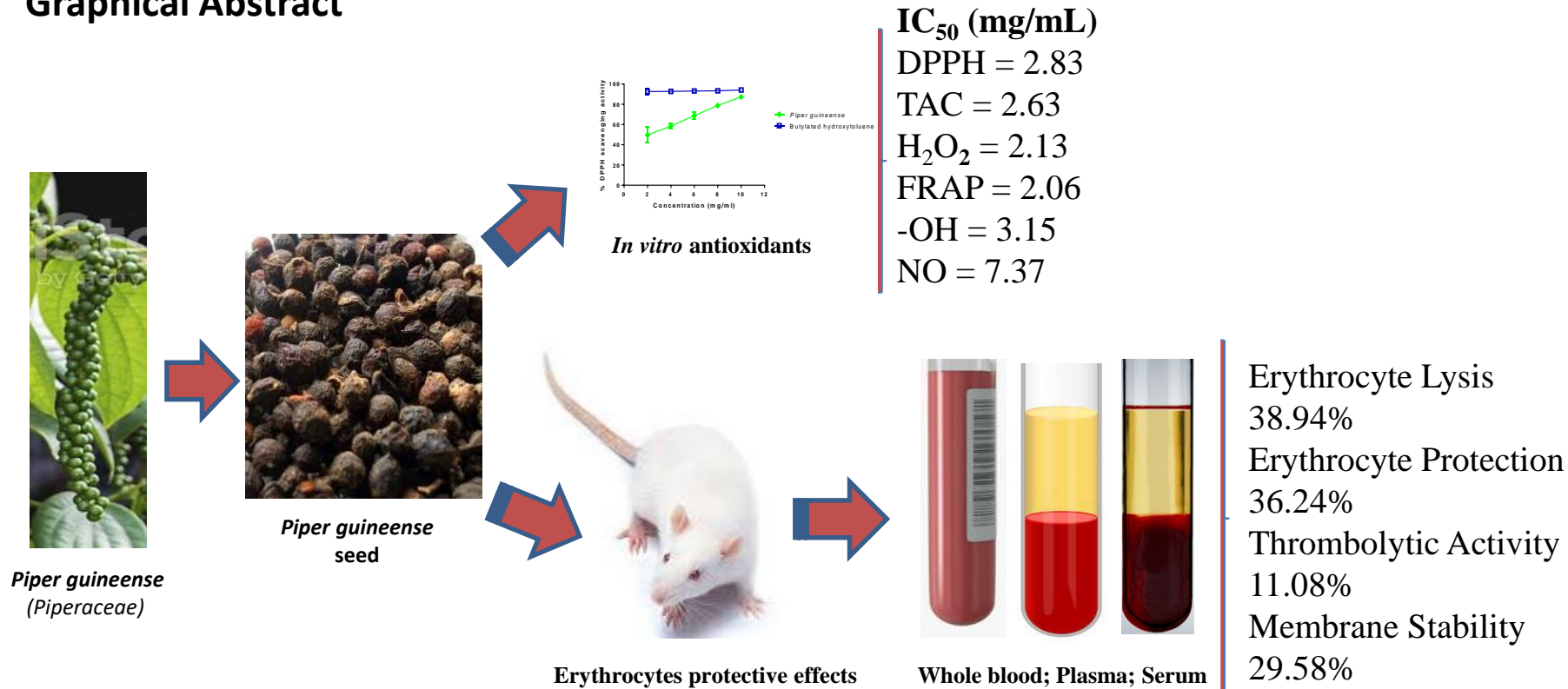
²Department of Biochemistry, Natural Product Research Laboratory, Bauchi State University, Gadau, Bauchi State, Nigeria.

*Corresponding author. E-mail: habibtijjani@basug.edu.ng

Phone no.: +2348037327138

In vitro antioxidants, membrane stability, thrombolytic and erythrocytes protective activities of *Piper guineense* seed extract

Graphical Abstract



The 7th International Electronic Conference on Medicinal Chemistry

01-30 NOVEMBER 2021 | ONLINE

Abstract:

Piper guineense (*Piperaceae*) seed are locally used after childbirth to facilitate the removal of clotted blood. The present study evaluated the *in vitro* antioxidants, membrane stability, thrombolytic and erythrocytes protective activities of *piper guineense* (Ashanti) seed extract. 100 g of *Piper guineense* seed was pulverized and dissolved in 500 ml of distilled water for 24 hours. The extract obtained was concentrated using a rotary evaporator. The IC₅₀ for 2,2-diphenyl-1-picrylhydrazyl scavenging activities of the seed and utylated hydroxytoluene (BHT) were 2.82 and 1.39 mg/ml. Furthermore, IC₅₀ for total antioxidant capacity and hydrogen peroxide scavenging activities of the seed and BHT were 2.63, 1.28 mg/ml and 2.13 and 1.61 mg/ml respectively. The IC₅₀ values for hydroxyl radical scavenging activities and nitric oxide reducing power were 3.145, 1.75 mg/ml and 7.37, 2.32 mg/ml respectively. However, no significant difference were found in ferric ion reducing properties of the extract and BHT with IC₅₀ values of 2.06 and 2.53 mg/ml respectively. The extract expresses 38.94±4.89% erythrocyte lysis activities at a concentration of 100 µg/ml. Thrombolytic activity of the seed (10.08%) was comparable to BHT (11.43%) and lower compared with acetylsalicylic acid (94.05%) and streptokinase (67.10%). The extract significantly (p<0.05) inhibited (29.58%) hypotonic solution-induced erythrocyte membrane lysis when compared to BHT (38.859%) and NaCl control (100%) respectively. The highest erythrocytes protection of the extract was 36.24% compared with Phosphate Buffer Saline (66.94%) and BHT (47.76%). The study demonstrated the *in vitro* antioxidant properties and erythrocyte protective activities of aqueous extracts of *Piper guineense* seeds.

Keywords: Antioxidants; Ashanti; Black pepper; Erythrocytes; *Piper guineense*; Seed



The 7th International Electronic Conference on Medicinal Chemistry

01-30 NOVEMBER 2021 | ONLINE

Introduction

- *Piper guineense* (African black pepper, Ashanti, *Piperaceae*) is a West African spice plant with medicinal property and widely used traditionally in the treatment of various ailments.
- *Piper guineense* seed are locally used after childbirth to facilitate the removal of clotted blood.
- The seed are used in the treatment of boils, bronchitis, chest pains, dyspepsia, impotence, insect repellent, lumbago and rheumatism. It is also used for treating uterine fibroid and wounds (Busia, 2007).
- The present study evaluated the *in vitro* antioxidants, membrane stability, thrombolytic and erythrocytes protective activities of *piper guineense* seed extract.



Results and discussion

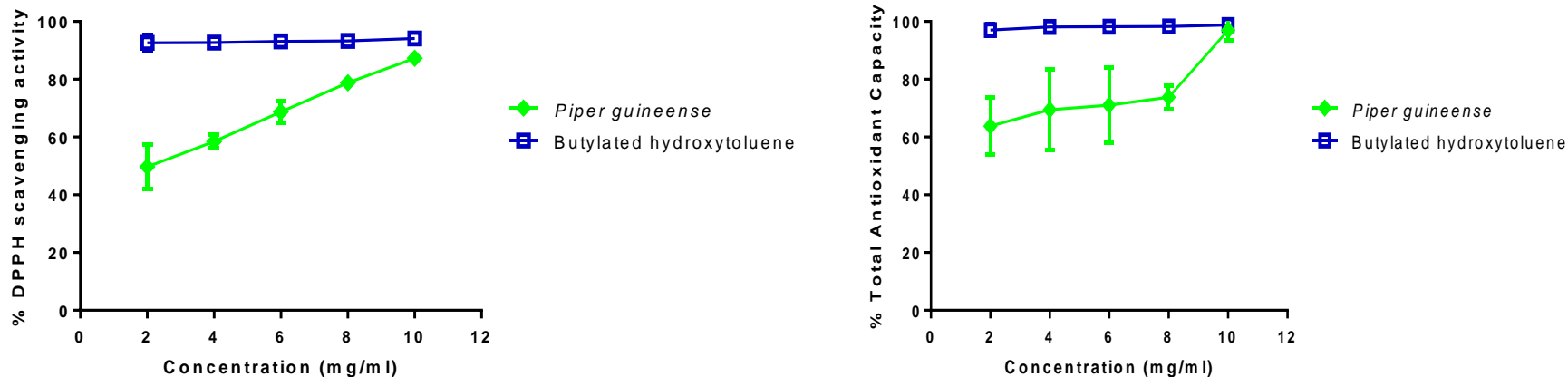


Figure 1: % DPPH scavenging and total antioxidant capacity of aqueous seed extract of *Piper guineense* Schumach. & Thonn. Values are mean \pm SD of triplicated determinations



Results and discussion

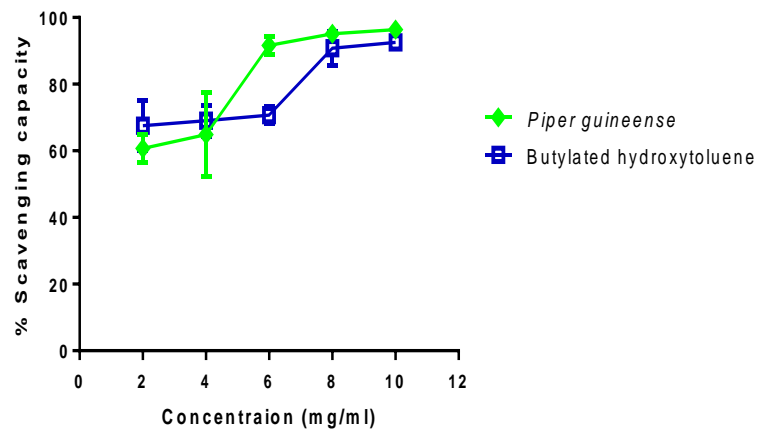
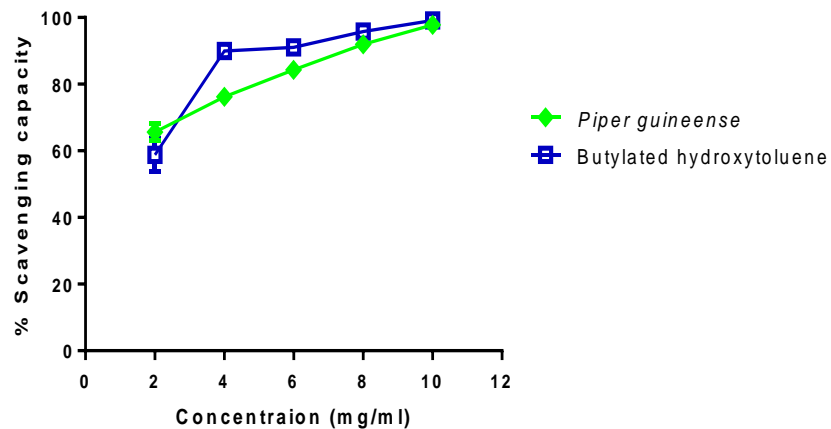


Figure 2: % Hydrogen peroxide scavenging and Ferric ion reducing properties of aqueous seed extract of *Piper guineense* Schumach. & Thonn. Values are mean \pm SD of triplicated determinations



Results and discussion

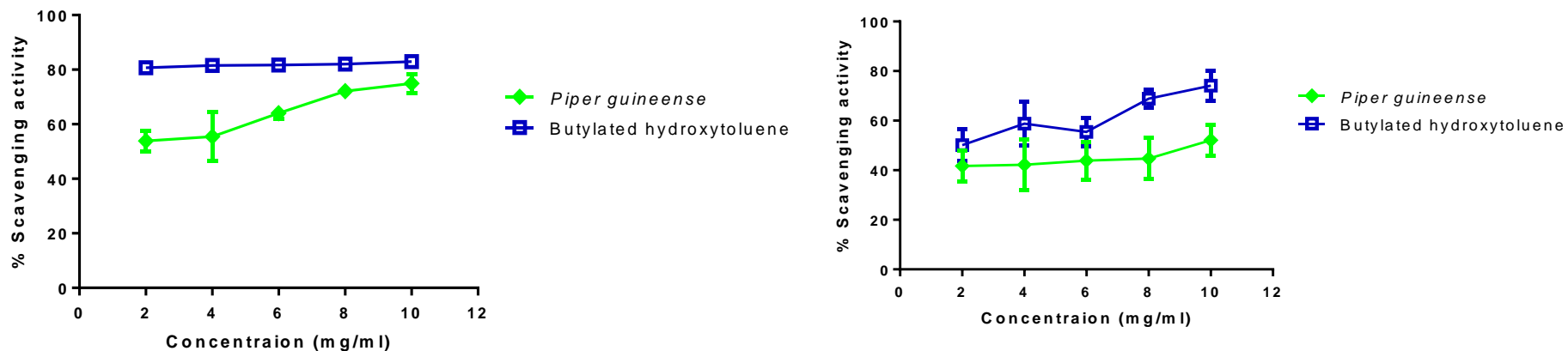


Figure 3: % Hydroxyl radical scavenging and Nitric oxide reducing power property of aqueous seed extract of *Piper guineense* Schumach. & Thonn. Values are mean \pm SD of triplicated determinations



Results and discussion

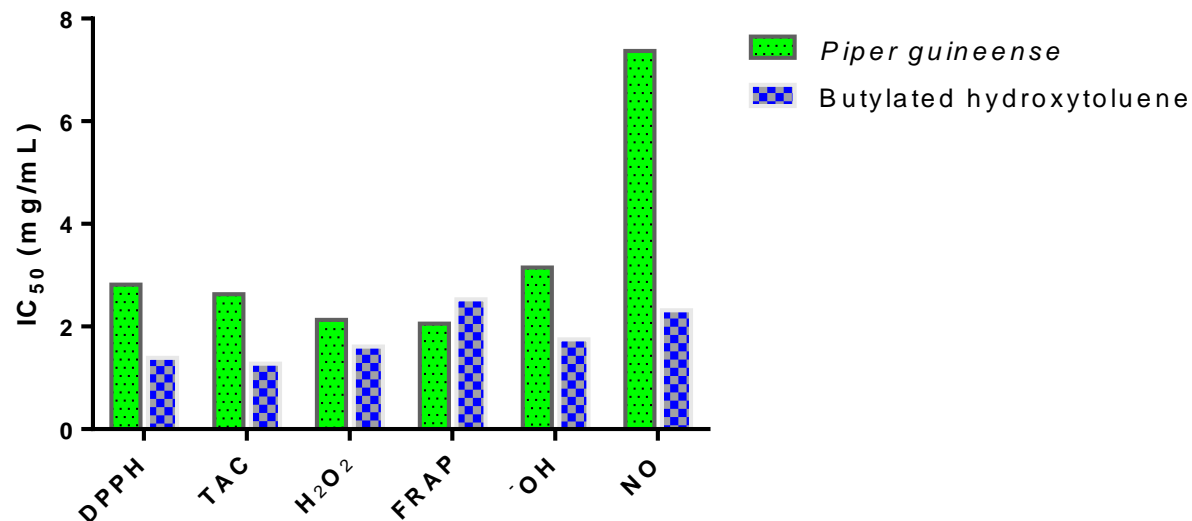


Figure 4: IC_{50} values for various *in vitro* antioxidant activity of aqueous seed extract of *Piper guineense* Schumach. & Thonn. Values are means of triplicate determinations. **DPPH** = 2,2-diphenyl-1-picrylhydrazyl scavenging activities, **TAC** = Total antioxidant capacity, **H₂O₂** = Hydrogen peroxide scavenging activities, **FRAP** = Ferric ion reducing antioxidant properties, **·OH** = Hydroxyl radical scavenging activities, **NO** = Nitric oxide reducing power. **IC₅₀** = Half maximal inhibitory concentration.



Results and discussion

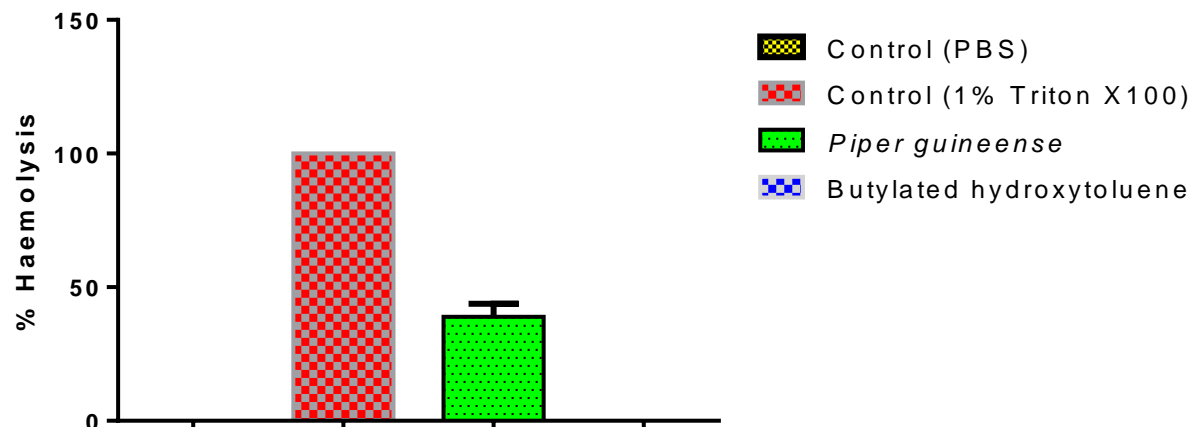


Figure 5: Effects of aqueous seed extracts of *Piper guineense* Schumach. & Thonn. on erythrocyte lysis. PBS = Phosphate Buffer Saline. Values are mean \pm SD of triplicated determinations



Results and discussion

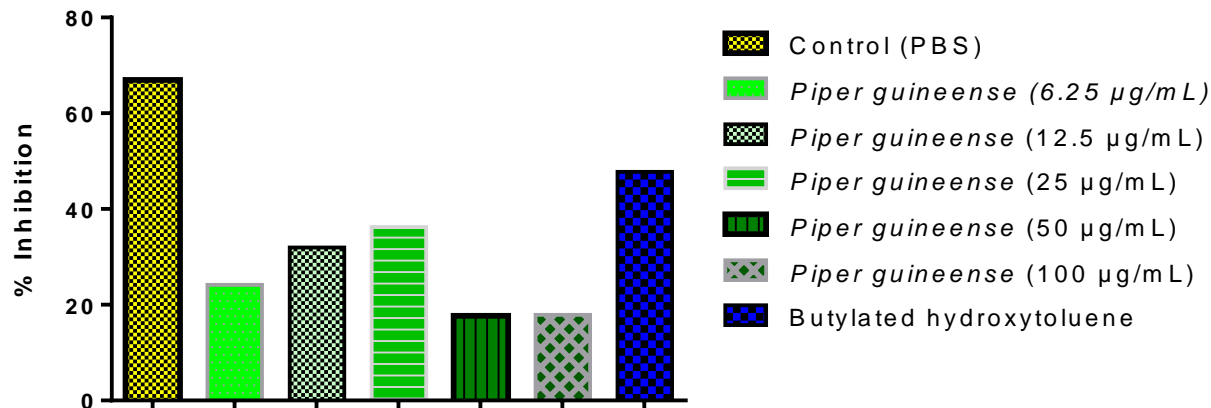


Figure 6: Erythrocytes protection effects of aqueous seed extracts of *Piper guineense* Schumach. & Thonn. Values are mean of triplicated determinations



Results and discussion




Figure 7: Thrombolytic activity of aqueous seed extract of *Piper guineense* Schumach. & Thonn. Values are mean of triplicated determinations



Results and discussion




Figure 8: Membrane stability effects of aqueous seed extract of *Piper guineense* Schumach. & Thonn. Values are mean of triplicated determinations



The 7th International Electronic Conference on Medicinal Chemistry

01-30 NOVEMBER 2021 | ONLINE

Conclusions

The results indicated that aqueous extract of *piper guineense* seed;

1. possess potent *in vitro* antioxidant properties
2. did not cause significant lysis of red blood cells at concentrations of 6.25 – 100 $\mu\text{g/mL}$.
3. protects red blood cells through protection of the cell membrane and thrombolytic activities.

The study demonstrated the *in vitro* antioxidant properties and erythrocyte protective activities of aqueous extracts of *Piper guineense* seeds.



The 7th International Electronic Conference on Medicinal Chemistry

01-30 NOVEMBER 2021 | ONLINE




The 7th International Electronic Conference on Medicinal Chemistry (ECMC 2021)

01-30 NOVEMBER 2021 | ONLINE



pharmaceuticals

an Open Access Journal by MDPI



SimulationsPlus

Cognigen DILIsym Services Lixoft



A CAMBRIDGE ISOTOPE LABORATORIES COMPANY



Acknowledgments

Bauchi State University, Gadau, Nigeria



The 7th International Electronic Conference on Medicinal Chemistry

01-30 NOVEMBER 2021 | ONLINE