

# Synthesis of triterpenoid-derived $\alpha$ -acyloxycarboxamides via Passerini reaction <sup>†</sup>

Fidel Rodríguez-López<sup>1</sup>, Hugo A. García-Gutiérrez<sup>1,\*</sup> and Rocío Gámez-Montaño<sup>2,\*</sup>

<sup>1</sup> Instituto de Investigaciones Químico Biológicas, Universidad Michoacana de San Nicolás de Hidalgo, Edificio B-1, Cd. Universitaria, 58030, Morelia, Michoacán, Mexico; 1731248a@umich.mx.

<sup>2</sup> Departamento de Química, Universidad de Guanajuato, Noria Alta S/N, Col. Noria Alta, C.P. 36050, Guanajuato, Guanajuato, Mexico.

\* Correspondence: hgarcía@umich.mx, Tel.: +52 43 326 5788 (H.A.G.-G); rociogm@ugto.mx, Tel.: +52 473 732 0006 ext. 8191 (R.G.-M.).

<sup>†</sup> Presented at the 25<sup>th</sup> International Electronic Conference on Synthetic Organic Chemistry.

**Abstract:** Herein we describe the synthesis of a small series of  $\alpha$ -acyloxycarboxamides via a facile and efficient one-pot procedure, employing a plant-derived triterpenoid as carboxylic acid component. The products were obtained in overall yields of 25 to 79%, while we scoped the effect of the nature of the aldehyde component on the reaction yields.

**Keywords:** Passerini reaction (P-3CR);  $\alpha$ -acyloxycarboxamides, triterpenoid.

## 1. Introduction

Multicomponent reactions (MCRs) are efficient synthetic strategies in modern organic chemistry, mainly for its multiple advantages over the traditional multistep synthesis. MCRs are defined as procedures in which three or more components react together in a one-pot reaction, to form a complex product characterized for containing all or nearly all the atoms of the reactants in its structure [1,2].

Some of the most relevant characteristic of MCRs are their high-degree of atomic economy, bond-formation efficiency, high overall yields in short working time and being experimentally simple to perform, often without needing anhydrous reaction media or inert atmosphere [2]. Isocyanide-based multicomponent reactions (IMCR) are one of the most prominent group of MCRs, raising the interest of chemists in the last decades for its usefulness in the synthesis of bioactive molecules and/or potential drug candidate libraries [3].

In 1921, the Italian chemist Mario Passerini discovered the first IMCR, named Passerini three component reaction (P-3CR), which provides easy access to  $\alpha$ -acyloxycarboxamides from carbonyl compounds like an aldehyde or ketone, an isocyanide and a carboxylic acid [4,5]. This reaction is a perfect tool for the synthesis of large libraries of compounds through the variation of substituents, providing a scaffold with importance for its presence in bioactive drugs and peptidomimetics [1,5].

IMCRs like Passerini and Ugi reaction plays an essential role in modern combinatorial chemistry, serving as a powerful tool for the easy synthesis of diversity-oriented libraries which can exhibit promising pharmacological properties [5,6]. An important example is their use in the synthesis of libraries from bioactive biomolecules such as peptides and steroids [7].

On the other hand, only two reports related to the use of Passerini reaction employing natural products such as triterpenoids these compounds can be found in literature, using either naturally functionalized compounds or semi-synthetic ones [6,8].

**Citation:** Rodríguez-López, F.; García-Gutiérrez, H. A.; Gámez-Montaño, R. Synthesis of triterpenoid-derived  $\alpha$ -acyloxycarboxamides via Passerini reaction. *Chem. Proc.* **2021**, *3*, x. <https://doi.org/10.3390/xxxxx>

Published: date

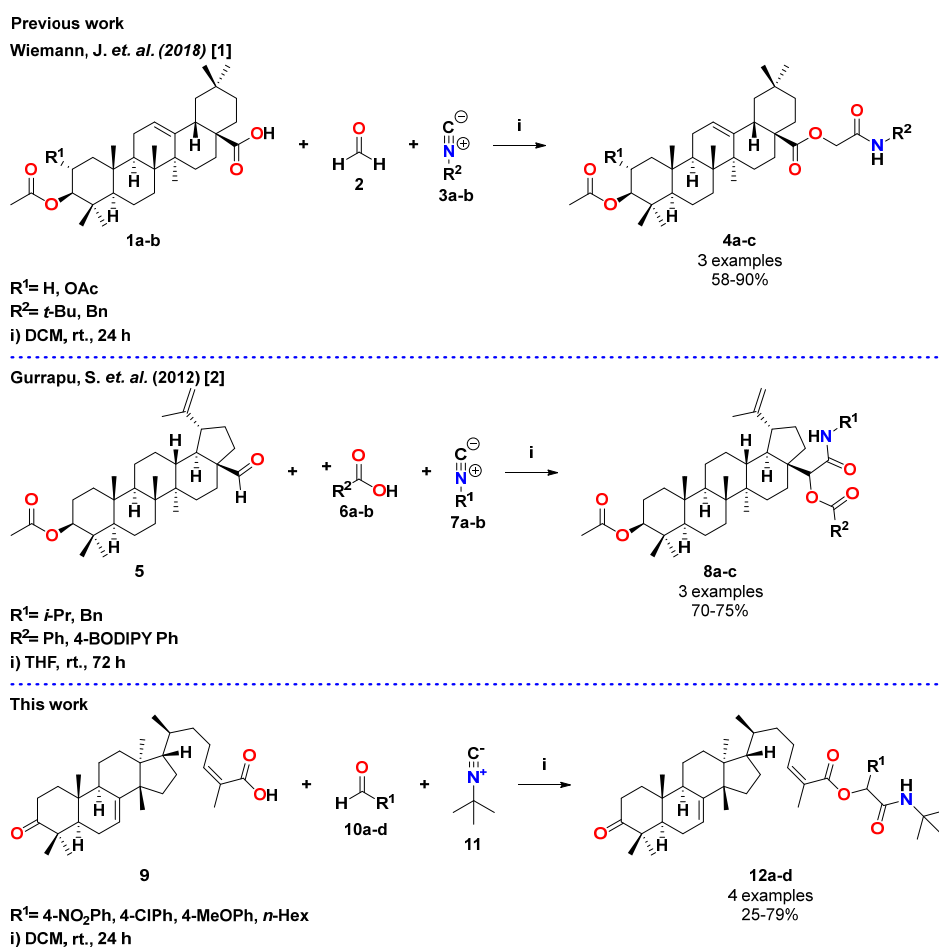
**Publisher's Note:** MDPI stays neutral with regard to jurisdictional claims in published maps and institutional affiliations.



**Copyright:** © 2021 by the authors. Submitted for possible open access publication under the terms and conditions of the Creative Commons Attribution (CC BY) license (<https://creativecommons.org/licenses/by/4.0/>).

Triterpenoids have been studied intensively and stand out for their important biological properties like their antibacterial, antifungal, antiviral and antioxidant activities [6,9,10,11,12]. However, in recent years, the application of this natural compounds and their derivatives as cytotoxic agents in search for alternatives to modern treatments for cancer, has been great interest on the field of natural products chemistry, since various reports have indicated that triterpenoid and their derived amides are highly cytotoxic [13,14,15].

Due to the limited reports in this field, and the importance of natural products, herein we report the synthesis of four triterpenoid-derived  $\alpha$ -acyloxycarboxamides employing a naturally functionalized triterpenic acid, with some relevant characteristics like being  $\alpha,\beta$ -unsaturated and not being sterically hindered.



**Scheme 1.** Derivatization of triterpenoids by isocyanide-based multicomponent reactions.

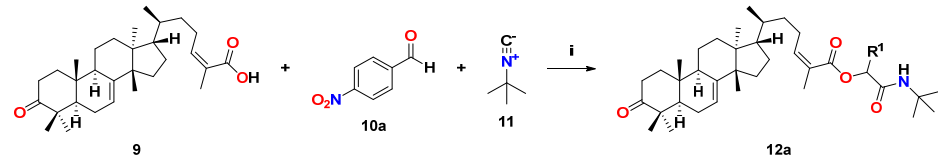
## 2. Results and Discussion

In this work, we describe the synthesis of a small library of triterpenoid-derived  $\alpha$ -acyloxycarboxamides in moderate yields, via the Passerini three-component reaction under mild green conditions.

Our work began with the isolation of masticadienonic acid (9) from the plant material of *Pistacia mexicana*. Fruits collected in Cerro de Camatarán, in the community of San Martín, Michoacán, Mexico, were dried and finely ground. The material was subjected to extraction by reflux with hexanes for a period of 4 hours. The solvent was removed under reduced pressure to afford the crude hexanic extract, from which a solid precipitate was recovered. This precipitate was recrystallized from acetone and characterized by its  $^1\text{H}$  and  $^{13}\text{C}$  NMR spectrums.

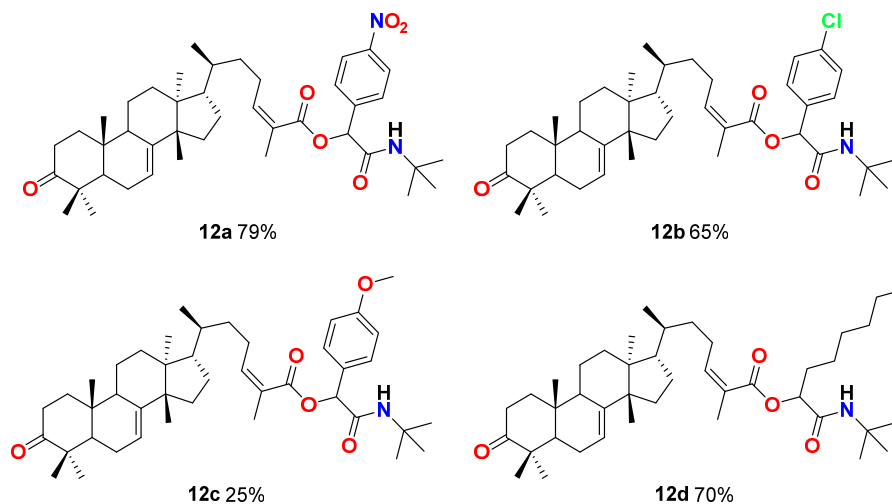
The optimization of the Passerini reaction was carried out selecting **9**, *tert*-butyl isocyanide (**11**) and 4-nitrobenzaldehyde (**10a**) to achieve our target molecule **12a**. First attempt was employing DCM as solvent in a 0.5 M concentration, since the literature reports that P-3CR is accelerated in aprotic solvents in high concentrations [16]. The reaction was also carried out using water and solvent free as greener alternatives, but these entries were not satisfactory as no product was identified in TLC analysis. Finally, the use of methanol as solvent under the same conditions as previous entries, led only to traces.

**Table 1.** Screening conditions for synthesis of  $\alpha$ -acyloxycarboxamide **12a**.



Entry	Solvent	Temperature	Time	Yield
1	DCM	r.t.	24 h	79%
2	H <sub>2</sub> O	r.t.	24 h	n.r.
3	MeOH	r.t.	24 h	Traces
4	Solvent free	r.t.	24 h	n.r.

Using the optimized conditions for P-3CR we synthesized the series of  $\alpha$ -acyloxycarboxamides **12a-d** depicted in Scheme 2. Products were obtained in moderate to good yields (25-79%) while we explored the versatility of this methodology employing aldehydes of different stereo-electronic nature, such as aliphatic and aromatic, both activated and deactivated.



### 3. Experimental Section

#### 3.1. General Information, Instrumentation and Chemicals

<sup>1</sup>H and <sup>13</sup>C NMR spectra were acquired using Varian Mercury Plus 400 (400 and 100 MHz, respectively). Solvent used for NMR spectroscopy was deuterated chloroform (CDCl<sub>3</sub>). Chemical shifts ( $\delta$ ) are given in ppm relative to tetramethylsilane. Coupling constants are reported in Hertz (Hz). Multiplicities of the signals are reported using standard abbreviations: singlet (s), doublet (d), triplet (t), quartet (q) and multiplet (m). NMR spectra were analyzed using MestreNova software version 12.0.0-20080. Reaction progress was monitored by thin-layer chromatography (TLC) on pre-coated silica gel F254 and the spots were visualized under UV light at 254 nm or using ceric ammonium sulphate stain

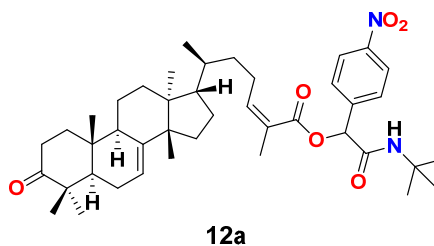
under heating. Column chromatography was performed using silica gel (230-400 mesh) as stationary phase. Mixtures of hexanes and ethyl acetate were used as mobile phase for column chromatography and in TLC for measuring retention factors (Rf). All reagents were purchased from Sigma Aldrich and were used without further purification. Chemical names and drawings were obtained using ChemOffice 17.0.0.206 software package.

### 3.2. General Procedure

Masticadienonic acid (**9**, 0.11 mmol, 1.0 equiv.), aldehyde **10a-d** (0.11 mmol, 1.0 equiv.) and *tert*-butyl isocyanide (**11**, 0.11 mmol, 1.0 equiv.) were dissolved in dichloromethane (0.22 mL, 0.5 M), and placed in a sealed vial with a magnetic stir bar. The mixture was stirred at room temperature for 24 h. Then, solvent was removed and the crude was purified by column chromatography using silica gel and a mixture of 15% ethyl acetate in hexanes, to afford the corresponding  $\alpha$ -acyloxycarboxamides **12a-d**.

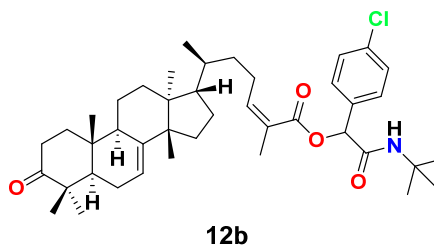
### 3.3. Spectral data

#### 3.3.1. 2-(*tert*-butylamino)-1-(4-nitrophenyl)-2-oxoethyl 3-oxotirucalla-7,24Z-dien-26-oate (**12a**).



White solid; Rf= 0.23 (15% ethyl acetate in hexanes):  $^1\text{H}$  NMR (400 MHz,  $\text{CDCl}_3$ , 25  $^\circ\text{C}$ , TMS):  $\delta$  8.23 (m, 2H), 7.63 (m, 2H), 6.18 (bs, 1H), 6.13 (td,  $J = 7.6, 1.6$  Hz, 1H), 6.09 (d,  $J = 1.8$  Hz, 1H), 5.30 (dd,  $J = 6.1, 3.2$  Hz, 1H), 2.76 (td,  $J = 14.5, 5.4$  Hz, 1H), 2.59 (m, 1H), 2.45 (m, 1H), 2.28 (dt,  $J = 14.1, 3.8$ , 1H), 2.25 (m, 1H), 2.10 (m, 2H), 2.07 (d,  $J = 1.5$  Hz, 3H), 1.99 (m, 2H), 1.98 (m, 1H), 1.81 (m, 2H), 1.73 (t,  $J = 8.7$  Hz, 1H), 1.64 (m, 1H), 1.56 (m, 2H), 1.53 (m, 2H), 1.49 (m, 1H), 1.48 (m, 2H), 1.48 (m, 1H), 1.40 (m, 1H), 1.36 (s, 9H), 1.28 (m, 1H), 1.14 (m, 1H), 1.12 (s, 3H), 1.05 (s, 3H), 1.01 (s, 3H), 1.01 (s, 3H), 0.89 (d,  $J = 6.2$  Hz, 3H), 0.81 (s, 3H);  $^{13}\text{C}$  NMR (100 MHz,  $\text{CDCl}_3$ ):  $\delta$  216.9, 166.2, 165.0, 148.9, 147.9, 145.7, 143.2, 127.9, 124.5, 123.7, 117.8, 74.2, 52.8, 52.2, 51.7, 51.1, 48.4, 47.8, 43.4, 38.4, 35.9, 35.4, 34.9, 34.9, 33.9, 33.5, 28.1, 27.3, 26.9, 24.5, 24.3, 21.9, 21.5, 20.6, 18.2, 18.1, 12.7.

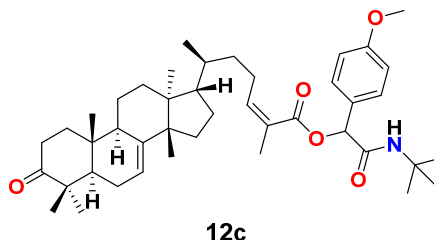
#### 3.3.2. 2-(*tert*-butylamino)-1-(4-chlorophenyl)-2-oxoethyl 3-oxotirucalla-7,24Z-dien-26-oate (**12b**).



Colorless oil; Rf= 0.21 (15% ethyl acetate in hexanes):  $^1\text{H}$  NMR (400 MHz,  $\text{CDCl}_3$ , 25  $^\circ\text{C}$ , TMS):  $\delta$  7.38 (m, 2H), 7.33 (m, 2H), 6.07 (bs, 1H), 6.05 (dt,  $J = 7.6, 1.6$  Hz, 1H), 5.99 (d,  $J = 2.6$  Hz, 1H), 5.30 (dd,  $J = 6.0, 3.2$  Hz, 1H), 2.77 (td,  $J = 14.5, 5.4$  Hz, 1H), 2.58 (m, 1H), 2.45 (m, 1H), 2.29 (dt,  $J = 14.1, 3.8$ , 1H), 2.24 (m, 1H), 2.10 (m, 2H), 1.99 (m, 2H), 1.98 (m, 1H), 1.98 (d,  $J = 1.6$  Hz, 3H), 1.82 (m, 1H), 1.73 (t,  $J = 8.7$  Hz, 1H), 1.65 (m, 1H), 1.55 (m, 2H), 1.53 (m, 2H), 1.50 (m, 1H), 1.48 (m, 2H), 1.47 (m, 1H), 1.40 (m, 1H), 1.36 (s, 9H), 1.29 (m, 1H), 1.14 (m, 1H), 1.11 (s, 3H), 1.06 (s, 3H), 1.01 (s, 3H), 1.00 (s, 3H), 0.89 (d,  $J = 6.2$  Hz, 3H), 0.80

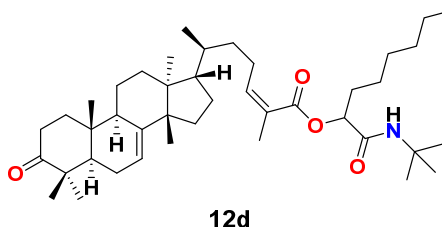
(s, 3H);  $^{13}\text{C}$  NMR (100 MHz,  $\text{CDCl}_3$ ):  $\delta$  216.9, 167.1, 165.4, 147.0, 145.8, 134.7, 134.6, 128.8, 128.7, 125.1, 117.8, 74.6, 52.8, 52.2, 51.5, 51.1, 48.4, 47.8, 43.4, 38.5, 35.9, 35.5, 35.0, 34.9, 33.9, 33.5, 28.6, 28.1, 27.3, 26.8, 24.5, 24.3, 21.9, 21.5, 20.6, 18.2, 18.1, 12.7.

3.3.3. 2-(*tert*-butylamino)-1-(4-methoxyphenyl)-2-oxoethyl 3-oxotirucalla-7,24*Z*-dien-26-oate (**12c**).



Yellow oil;  $R_f$  = 0.29 (15% ethyl acetate in hexanes);  $^1\text{H}$  NMR (400 MHz,  $\text{CDCl}_3$ , 25 °C, TMS):  $\delta$  7.36 (m, 2H), 6.88 (m, 2H), 6.08 (dt,  $J$  = 7.5, 1.2 Hz, 1H), 6.01 (bs, 1H), 5.99 (d,  $J$  = 2.9 Hz, 1H), 5.30 (dd,  $J$  = 6.1, 3.4 Hz, 1H), 3.80 (s, 3H), 2.74 (td,  $J$  = 14.5, 5.4 Hz, 1H), 2.59 (m, 1H), 2.44 (m, 1H), 2.28 (dt,  $J$  = 14.1, 3.8, 1H), 2.25 (m, 1H), 2.11 (m, 2H), 1.98 (m, 1H), 1.99 (m, 1H), 1.97 (d,  $J$  = 1.5 Hz, 3H), 1.81 (m, 1H), 1.73 (t,  $J$  = 8.7 Hz, 1H), 1.65 (m, 1H), 1.56 (m, 2H), 1.55 (m, 2H), 1.49 (m, 1H), 1.48 (m, 2H), 1.48 (m, 1H), 1.41 (m, 1H), 1.36 (s, 9H), 1.28 (m, 1H), 1.15 (m, 1H), 1.12 (s, 3H), 1.05 (s, 3H), 1.01 (s, 3H), 0.99 (s, 3H), 0.89 (d,  $J$  = 6.2 Hz, 3H), 0.81 (s, 3H);  $^{13}\text{C}$  NMR (100 MHz,  $\text{CDCl}_3$ ):  $\delta$  216.8, 167.7, 165.7, 159.8, 146.2, 145.9, 128.8, 128.4, 125.5, 117.8, 114.0, 75.0, 55.2, 52.8, 52.3, 51.3, 51.1, 48.4, 47.8, 43.5, 38.5, 36., 35.9, 35.6, 35.0, 34.9, 34.0, 33.5, 28.6, 28.1, 27.3, 26.8, 24.5, 24.3, 21.9, 20.6, 18.2, 18.1, 12.7.

3.3.4. 1-(*tert*-butylamino)-1-oxooctan-2-yl 3-oxotirucalla-7,24*Z*-dien-26-oate (**12d**).



Colorless oil;  $R_f$  = 0.39 (15% ethyl acetate in hexanes);  $^1\text{H}$  NMR (400 MHz,  $\text{CDCl}_3$ , 25 °C, TMS):  $\delta$  7.38 (m, 2H), 7.33 (m, 2H), 6.07 (bs, 1H), 6.05 (dt,  $J$  = 7.6, 1.6 Hz, 1H), 5.99 (d,  $J$  = 2.6 Hz, 1H), 5.30 (dd,  $J$  = 6.0, 3.2 Hz, 1H), 2.77 (td,  $J$  = 14.5, 5.4 Hz, 1H), 2.59 (m, 1H), 2.45 (m, 1H), 2.28 (dt,  $J$  = 14.1, 3.8, 1H), 2.25 (m, 1H), 2.10 (m, 2H), 1.99 (m, 2H), 1.97 (m, 1H), 1.98 (d,  $J$  = 1.6 Hz, 3H), 1.82 (m, 1H), 1.76 (m, 2H), 1.73 (t,  $J$  = 8.7 Hz, 1H), 1.64 (m, 1H), 1.56 (m, 2H), 1.53 (m, 2H), 1.49 (m, 1H), 1.48 (m, 2H), 1.48 (m, 1H), 1.47 (m, 2H), 1.40 (m, 1H), 1.36 (s, 9H), 1.31 (m, 2H), 1.29 (m, 2H), 1.28 (m, 1H), 1.26 (m, 2H), 1.16 (m, 1H), 1.11 (s, 3H), 1.05 (s, 3H), 1.01 (s, 3H), 1.00 (s, 3H), 0.89 (d,  $J$  = 6.2 Hz, 3H), 0.88 (t,  $J$  = 6.7 Hz, 3H), 0.81 (s, 3H);  $^{13}\text{C}$  NMR (100 MHz,  $\text{CDCl}_3$ ):  $\delta$  216.9, 167.1, 165.4, 147.0, 145.8, 134.7, 134.6, 128.8, 128.7, 125.1, 117.8, 74.6, 52.8, 52.2, 51.5, 51.1, 48.4, 47.8, 43.4, 38.5, 35.9, 35.5, 35.0, 34.9, 33.9, 33.5, 28.6, 28.1, 27.3, 26.8, 24.5, 24.3, 21.9, 21.5, 20.6, 18.2, 18.1, 12.7.

#### 4. Conclusions

In the present work, it has been developed a new example of the versatility of IMCRs by synthesizing a series of novel triterpenoid-derived  $\alpha$ -acyloxycarboxamides under mild conditions with good overall yields using aliphatic and deactivated aromatic aldehydes. It was observed for compound **12c** that the use of an activated aromatic aldehyde leads to lower yields, showing that the stereo-electronic nature of this component is relevant for

the outcome of the reaction. Finally, it was identified that reports of this type of compounds are limited but promising, opening the possibilities to make a more complex contribution in the future.

**Author Contributions:** All authors contributed equally to this work. All authors have read and agreed to the published version of the manuscript.

**Acknowledgments:** F.R.-L. is grateful to CONACYT-Mexico for scholarship (764724). R.G.-M. is grateful for financial support from UG CIIC 244/2021 and CONACYT-Mexico (CB-2016-285622). H.A.G.-G. is grateful for financial support from CIC-UMSNH (5872772) and CONACYT-Mexico (CB-2017-2018-A1-S-47352).

**Conflicts of Interest:** The authors declare no conflict of interest. The funders had no role in the design of the study; in the collection, analyses, or interpretation of data; in the writing of the manuscript; or in the decision to publish the results.

## References

1. Herrera, R. P.; Marques-Lopez, E. *Multicomponent Reactions: Concepts and Applications for Design and Synthesis*; Wiley: Hoboken, NJ, USA, 2015; pp. 1-302.
2. Zhu, J.; Wang, Q.; Wang, M.-X. *Multicomponent Reactions in Organic Synthesis*; Wiley-VCH; Weinheim, Germany, 2015; pp. 1-12.
3. Banfi, L.; Basso, A.; Riva, R. Synthesis of Heterocycles Through Classical Ugi and Passerini Reactions Followed by Secondary Transformations Involving One or Two Additional Functional Groups. In *Synthesis of heterocycles via multicomponent reactions*. **2010**, 1–39. [https://doi.org/10.1007/7081\\_2009\\_23](https://doi.org/10.1007/7081_2009_23).
4. Akritopoulou-Zanze, I. Isocyanide-Based Multicomponent Reactions in Drug Discovery. *Curr. Opin. Chem. Biol.* **2008**, *12* (3), 324–331. <https://doi.org/10.1016/J.CBPA.2008.02.004>.
5. Heravi, M. M.; Zadsirjan, V. *Recent Advances in Applications of Name Reactions in Multicomponent Reactions*; Elsevier: Amsterdam, Netherlands, 2020; pp. 1-14. <https://doi.org/10.1016/c2018-0-04243-7>.
6. Wiemann, J.; Heller, L.; Csuk, R. An Access to a Library of Novel Triterpene Derivatives with a Promising Pharmacological Potential by Ugi and Passerini Multicomponent Reactions. *Eur. J. Med. Chem.* **2018**, *150*, 176–194. <https://doi.org/10.1016/J.EJMECH.2018.02.060>.
7. Reguera, L.; Attorresi, C. I.; Ramírez, J. A.; Rivera, D. G. Steroid Diversification by Multicomponent Reactions. *Beilstein J. Org. Chem.* **2019**, *15*, 1236–1256.
8. Gurrapu, S.; Walsh, W. J.; Brooks, J. M.; Jonnalagadda, S. C.; Mereddy, V. R. Synthesis of Lupane Triterpenoid Derivatives. *Nat. Prod. Indian J.* **2012**, *8* (3), 115–120.
9. Talapatra, S. K.; Talapatra, B. *Chemistry of Natural Products: Stereochemistry, Conformation, Synthesis, Biology and Medicine*; Springer: New York, USA, 2015. <https://doi.org/10.1007/978-3-642-45410-3>.
10. Zhang, L.; Demain, A. L. *Natural Products: Drug Discovery and Therapeutic Medicine*; 2005; pp. 197-229. <https://doi.org/10.1007/978-1-59259-976-9>.
11. Giner-Larza, E. M.; Mañez, S.; Giner, R. M.; Recio, M. C.; Cerda-Nicolas, M.; Rios, J. L. Anti-Inflammatory Triterpenes from Pistacia Terebinthus Galls. *Planta Med.* **2002**, *68*, 311–315.
12. Dzubak, P.; Hajdich, M.; Vydra, D.; Hustova, A.; Kvasnica, M.; Biedermann, D.; Markova, L.; Urban, M.; Sarek, J. Pharmacological Activities of Natural Triterpenoids and Their Therapeutic Implications. *Nat. Prod. Rep.* **2006**, *23* (3), 394–411. <https://doi.org/10.1039/B515312N>.
13. Chudzik, M.; Korzonek-Szlacheta, I.; Król, W. Triterpenes as Potentially Cytotoxic Compounds. *Molecules* **2015**, *20* (1), 1610–1625. <https://doi.org/10.3390/molecules20011610>.
14. Oviedo-Chavez, I.; Ramirez-Apan, T.; Martinez-Vazquez, M. Cytotoxic Activity and Effect on Nitric Oxide Production of Tirucallane-Type Triterpenes. *J. Pharm. Pharmacol.* **2005**, *57* (9), 1087–1091. <https://doi.org/10.1211/jpp.57.9.0003>.
15. Sommerwerk, S.; Heller, L.; Kuhfs, J.; Csuk, R. Selective Killing of Cancer Cells with Triterpenoid Acid Amides - The Substantial Role of an Aromatic Moiety Alignment. *Eur. J. Med. Chem.* **2016**, *122*, 452–464. <https://doi.org/10.1016/J.EJMECH.2016.06.053>.
16. Ameta, K. L.; Dandia, A. *Multicomponent Reactions: Synthesis of Bioactive Heterocycles*, 1st ed.; Taylor & Francis: Boca Raton, FL, 2017; pp. 33-54.