

Proceeding Paper

How to Improve Already Improved Cowpea – Terminal Drought †

Rita Moreira ¹, Cátia Nunes ^{1,*}, Isabel Pais ^{1,2}, José Semedo ^{1,2}, Joana Bagoim Guimarães ¹, Fernanda Simões ¹, Maria Manuela Veloso ¹ and Paula Scotti-Campos ^{1,2}

¹ Instituto Nacional de Investigação Agrária e Veterinária, IP. Unidade de Biotecnologia e Recursos Genéticos. Av. República, 2784-505 Oeiras, Portugal; rita.moreira@iniav.pt (R.M.); isabel.pais@iniav.pt (I.P.); jose.semedo@iniav.pt (J.S.); joana.guimaraes@iniav.pt (J.B.G.); fernanda.simoes@iniav.pt (F.S.); paula.scotti@iniav.pt (P.S.-C.)

² Unidade de Geobiociências, Geoengenharias e Geotecnologias (GeoBioTec), Faculdade de Ciências e Tecnologia (FCT), Universidade NOVA de Lisboa (UNL), Monte de Caparica, 2829-516 Caparica, Portugal

* Correspondence: catia.soares@iniav.pt

† Presented at the 2nd International Electronic Conference on Plant Sciences—10th Anniversary of Journal Plants, 1–15 December 2021; Available online: <https://iecps2021.sciforum.net/>.

Abstract: Cowpea (*Vigna unguiculata*) heat and drought resistance, high protein content and nitrogen-fixing ability places this crop within the three dimensions of sustainable development; social, economic and environmental. Modern disregard for landrace causes genetic variability loss, compromising breeding efforts in a context of climate changes. To contribute to the evaluation of Portuguese cowpea germplasm, several landraces were compared with a commercial variety (CV) in terms of productivity and physiological responses to drought. Despite a clear effect of stress in photosynthesis, there were no differences between the CV and landraces. However, under drought, higher relative chlorophyll content (SPAD), was kept for longer in the CV. All showed a marked decrease in productivity (60–70%) under stress, but the CV produced bigger and heavier seeds. The similar results between CV and landraces reflects the significance of pragmatic selection of on-farm conserved landraces under Mediterranean climate. Molecular characterization of genetic diversity is on course using microsatellites.

Keywords: cowpea; water deficit; commercial variety; landrace; productivity

Citation: Moreira, R.; Nunes, C.; Pais, I.; Semedo, J.; Guimarães, J.B.; Simões, F.; Veloso, M.M.; Scotti-Campos, P. How to Improve Already Improved Cowpea – Terminal Drought. *Biol. Life Sci. Forum* **2021**, *1*, x. <https://doi.org/10.3390/xxxxx>

Academic Editor: Fulai Liu

Published: 30 November 2021

Publisher's Note: MDPI stays neutral with regard to jurisdictional claims in published maps and institutional affiliations.



Copyright: © 2021 by the authors. Submitted for possible open access publication under the terms and conditions of the Creative Commons Attribution (CC BY) license (<https://creativecommons.org/licenses/by/4.0/>).

1. Introduction

Global food security relies almost exclusively on agricultural productivity. Crop yield is conditioned by biotic factors, climate, soil health and water availability, all linked in a tight cycle. In line with the need for more sustainable practices, both on the field and on the plate, the Food and Agriculture Organization of the United Nations (FAO) recognizes pulses as key factors on food access, malnutrition and hunger alleviation, as a smallholder income and as part of a more sustainable agriculture. Legumes are not only rich in essential plant-type nutrients like carbohydrates, fiber, minerals and vitamins, but also a healthy low-cost alternative source of protein, with the added benefit to fix atmospheric nitrogen improving the soil quality.

Cowpea is no exception to these qualities. Being a drought tolerant crop that thrives in marginal soils where other food legumes fail to grow, cowpea assumes an important role feeding and guaranteeing livelihood for millions of families of the tropical and sub-tropical regions, mainly in Africa [1,2]. Nevertheless, productivity can be affected by several biotic and abiotic factors, including prolonged droughts and cultivation of poorly adapted varieties [3].

Preserving and studying landraces that were empirically selected to perform well in specific agro-climatic conditions may enrich the genetic pool upon which breeding programs can develop improved varieties [4]. In Portugal, cowpea is cultivated mainly for domestic use, and mainly by elderly farmers, with many landraces in danger of being lost. As an effort to preserve and educate about the national cowpea germplasm value, we present a comparison of a commercial variety developed in Portugal and 4 on-farm conserved landraces of traditional importance, to assess inter-variation in terms of productivity and physiological responses to drought. Results suggest the relevance of empirical selection on obtaining well-adapted plants to the Mediterranean Climate. Preliminary genetic diversity studies corroborate the idea that landraces are genetically rich heterogeneous populations with valuable genetic diversity [5,6].

2. Materials and Methods

2.1. Field Capacity and Water Stress Induction

Field capacity (FC) was evaluated by gravimetric method. Pots were filled with ca. 3 L of peat moss soil (Arber Horticulture) and watered until saturation. After 24 h of runoff, saturation by capillarity was assured. Pots were weighed individually (approximately 1300 g), the result being considered as 100% field capacity (FC) [7].

Seeds from a commercial variety (CV) and 4 Portuguese *Vigna unguiculata* landraces (L1–L4) were sown in late may. Plants (one plant per pot, 10 pots per landrace) were grown in a semi-controlled greenhouse and well irrigated to 80% of FC during the early vegetative growth. Water stress (WS) was induced in 5 weeks old plants by withholding irrigation in half of the plants, maintained under 35% FC. Control plants (WW) were irrigated to maintain 80% FC. Once a week, water was replaced by nutrients solution (Complezal 12-4-6) in both treatments.

At flowering stage (50% flowering, 8 weeks old plants), physiological measurements were performed in fully expanded leaves of control and stressed plants.

Treatments were maintained until the end of the plants cycle (from June to September) to evaluate grain yield.

Air temperature and humidity were monitored with EasyLog USB Data Loggers (EL-SIE-2+, Lascar Electronics, USA) during the whole plant growth cycle.

2.2. SPAD Measurements

Relative chlorophyll content was obtained with a SPAD (Soil-Plant Analysis Development) meter (SPAD-502 Plus, Konica-Minolta, Japan) in the leaf immediately below the leaf used for gas exchange monitoring. Measurements were made before stress induction at the beginning of the flowering stage (T0, BBCH 5) at 5 weeks old plants, and at the beginning (T1) and end (T2) of the development of fruit (BBCH 8) at 10 and 11 weeks old respectively.

2.3. Gas Exchange Measurements

Leaf gas exchanges (net photosynthetic rate, P_n ; stomatal conductance, g_s ; transpiration, E) were measured using a portable $\text{CO}_2/\text{H}_2\text{O}$ infrared gas analyzer exchange system LI-6400 (LI-Cor, Inc., Lincoln, USA), as described in [8]. An external CO_2 concentration of ca. 370 ppm was used, and chamber block temperature controlled at 25 °C, with artificial light supplied by a “cold” lamp LED type (ca. 1000 $\text{mmol m}^{-2} \text{s}^{-1}$). The parameters were calculated according to the equations of [9]. Instantaneous water use efficiency (iWUE) was estimated as P_n/E . Measurements were carried in the morning (10:00–12:00 a.m.). For each parameter, the mean value of three measurements (minimum) is presented.

2.4. Yield

At the end of the cycle pods were harvested at full maturation stage (complete drying) and threshed manually. The number of pods per plant, number of grains per pod, the weight of 10 grains and total weight of grain per plant were obtained per variety, after oven drying for 35 °C for 72 h.

2.5. Statistical Analysis

ANOVA ($p < 0.05$) was applied using IBM SPSS Statistics 25 program followed by Tukey for mean comparison, and a regression analysis. Different letters express significant differences between landrace (a, b, c) or between control and stress in the same genotype (r,s). Regarding the PCoA, the distance matrix was calculated following [10].

3. Results

3.1. SPAD

Before the onset of stress, SPAD measurements showed that plants presented comparable relative chlorophyll content, with values ranging from 38.6 to 45.1. As stress progressed, values decreased for all landraces between WW and WS by an average of 38% (T1) and 60% (T2) but not for the CV which values kept stable. Decrease of relative chlorophyll content with development was also observed for all landraces under control conditions (39%) but not for the CV which maintained its leaves green (Figure 1).

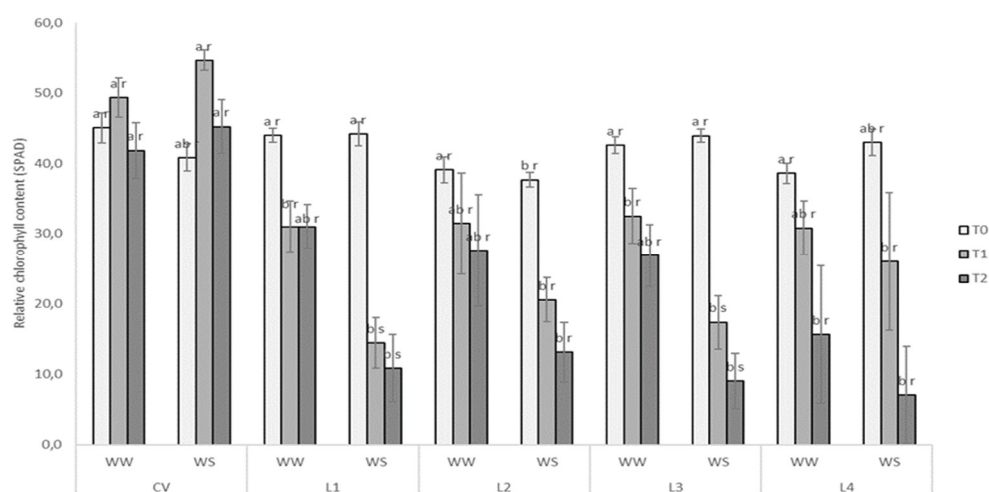


Figure 1. Water deficit effect on the relative chlorophyll content of leaves of a commercial variety (CV) and four landraces (L1, L2, L3, L4) of cowpea under well watered (WW) and water deficit (WS) conditions, at the beginning of treatment (T0) and 5 and 6 weeks into the treatment (T1 and T2, respectively). Values represent mean \pm SE ($n = 5$ to 10). Different letters mean significant differences between varieties (a,b) and between treatments for each variety (r,s), (ANOVA, $p < 0,05$).

3.2. Gas Exchanges

In terms of gas exchange parameters, photosynthesis also confirms an equivalent initial status of all plants with values between 9 and $13 \mu\text{mol CO}_2 \text{ m}^{-2} \text{ s}^{-1}$, with no significant differences between landraces. Under water deficit, photosynthesis decreased markedly (about 54%) in all plants.

Under stress, all plants presented a g_s below $54 \text{ mmol CO}_2 \text{ m}^{-2} \text{ s}^{-1}$, denoting strategic stomatal closure to avoid water loss. When analysing photosynthesis dependence on g_s , there were no differences between varieties either on WW and WS conditions ($p < 0.05$) and therefore, the presented linear regression is the best fit for all the data groups, however, there are a significant difference in the response of P_n to g_s from WW to WS ($p < 0.001$) (Figure 2A).

This behavior cause iWUE to be significantly higher under stress for L1 and L3 whereas no differences were observed for CV, L2 and L4 (Figure 2D).

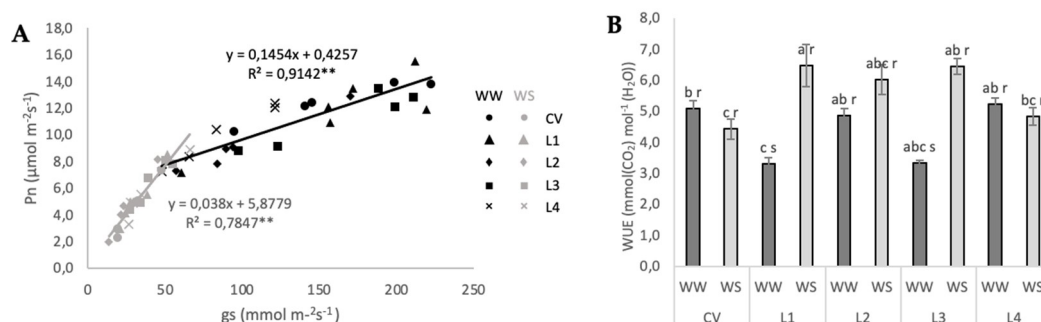


Figure 2. Effect of decreasing leaf stomatal conductance (g_s) on photosynthesis (P_n) (A) and water deficit effect on instantaneous water use efficiency, $iWUE$ (B) of a commercial variety (CV) and four landraces (L1, L2, L3, L4) of cowpea under well watered (WW) and water deficit (WS) conditions. Values represent mean \pm SE ($n = 5$). Different letters mean significant differences between varieties (a–c) and between treatments for each variety (r,s), (ANOVA, $p < 0,05$; ** Regression coefficient significant with $p < 0,05$).

3.3. Yield

Water stress affected negatively all the evaluated production parameters, except for the weight of 10 grains per plant, where there were no significant differences between control and stress plants in all varieties under study (Figure 3A), with CV presenting the heavier grains, 2.38 g per 10 grains versus 1.55 g for the landraces. Considering the full production per plant, stress caused a decrease of about 63% to 73% in all varieties (Figure 3A). In terms of number of pods (Figure 3C) and number of grains per plant (Figure 3D), both were highly decreased by stress, with CV showing lower values both under water comfort and deficit. Nevertheless, these lower values in the CV were compensated by heavier grains (Figure 3A) resulting in identical total productivity (Figure 3B).

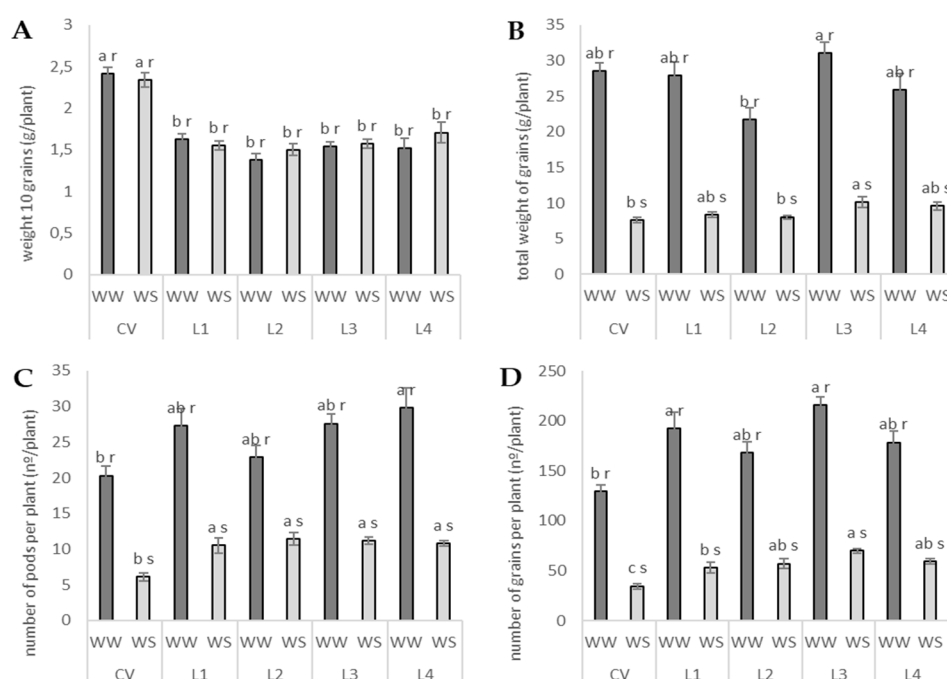


Figure 3. Water deficit effect on the weight of 10 grains (A), weight of total grains per plant (B), number of pods per plant (C) and total number of grains per plant (D) of a commercial variety (CV) and four landraces (L1, L2, L3, L4) of cowpea under well watered (WW) and water deficit (WS)

conditions. Values represent mean \pm SE ($n = 5$). Different letters mean significant differences between varieties (a–c) and between treatments for each variety (r,s), (ANOVA, $p < 0,05$).

3.4. Genetic Diversity Study

A preliminary genetic diversity study show that the CV is, to some extent, genetically distant from the landraces and that even among the landraces, the distances are significant.

4. Discussion

Terminal drought, occurring during flowering and pod filling, is the most detrimental for cowpea productivity [11,12]. Therefore, improved varieties that resist this late adversity are key to minimize food shortage in dry areas, that usually correlate with poverty and hunger. However, this is not a straightforward task, as drought responses are an extremely intricate process.

Drought avoidance through stomatal closure is an early and major response to water deficit, reducing water loss through transpiration but also restricting internal CO₂ concentration, which results in photosynthesis decline [13,14]. Drought persistence leads to oxidative stress, causing cell damage and senescence. Terminal drought is linked to senescence of fully expanded leaves [15], as observed for the 4 studied landraces (Figure 1). Plants that can avoid loss of chlorophyll are expected to be more efficient in light energy use [16], as observed for the CV (Figure 1), suggesting some degree of resistance to water deficit at this development stage. However, productivity parameters show otherwise, with CV performing equally, or slightly worse than the landraces, except for the increased grain size, which may appeal to consumers. Decreased productivity could also be due, among other reasons, to oxidative damage to photosynthetic apparatus [17] and reduced carbon fixation and assimilate translocation [18]. In fact, an extreme reduction was observed in the photosynthetic rate for all plants (Figure 2A). Moreover, the fact that the correlation between g_s and P_n under WW and WS conditions is different (Figure 2A) suggests downstream effects of stress on the photosynthetic apparatus.

A strategy to improve productivity under water shortage is to select for improved $iWUE$ [19]. In our case, two landraces (L1 and L3, Figure 2B) had significantly higher $iWUE$, not reflected in higher productivity (Figure 3). However, such variability regarding stomatal control and water relations may contribute to plant survival.

Although cowpea had been linked to a tight genetic diversity [20], it has also been associated with significant phenotypic variation among landraces, including, in the Mediterranean area [21] and particularly in Greece [22] and Portugal [23]. This preserved variation must be a consequence of natural and human on-farm selection for specific agro-climatic conditions. In our case, despite morphological differences, the chosen physiological parameters show low phenotypic variation. On the other hand, a preliminary genetic diversity study shows some degree of genetic diversity (Figure 4). While with one CV and 4 landraces we cannot infer about such broad concepts, the results seem to point to the fact that landraces are too valuable in terms of genotype and phenotype to be lost at a time where diversity is the bottleneck of much needed crop improvement.

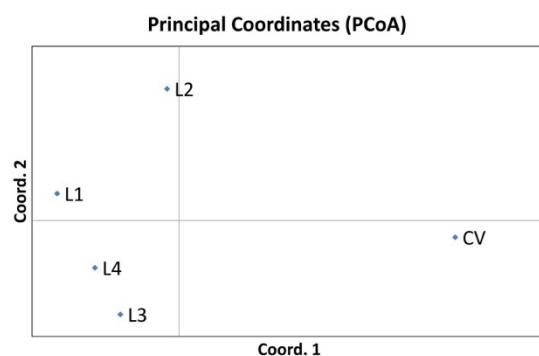


Figure 4. Principal Coordinates Analysis (PCoA) for the commercial variety (CV) and four landraces (L1, L2, L3, L4) of cowpea.

Author Contributions: Conceptualization, M.M.V., P.S.-C.; methodology, M.M.V., P.S.-C., F.S.; software, R.M., J.B.G., J.S.; investigation, R.M., C.N., J.S., I.P.; data curation, R.M., C.N.; writing—original draft preparation, R.M., C.N.; writing—review and editing, P.S.-C.; supervision, P.S.-C.; project administration, C.N., funding acquisition, M.M.V., P.S.-C., F.S. All authors have read and agreed to the published version of the manuscript.

Funding: This research was funded by Fundação para a Ciência e a Tecnologia (FCT) and FEDER through ALT20-03-0145-FEDER-029867.

Conflicts of Interest: The authors declare no conflict of interest.

References

- Ortiz, R. Cowpeas from Nigeria: a silent food revolution, *Outlook Agric.* **1998**, *27*, 125–128.
- Tariku, S. Breeding Cowpea *Vigna unguiculata* L. Walp for Quality Traits. *Ann. Rev. Resear.* **2018**, *3*, 45–50.
- Horn, L.N.; Shimelis, H. Production constraints and breeding approaches for cowpea improvement for drought prone agro-ecologies in sub-Saharan Africa. *Ann. Agric. Sci.* **2020**, *65*, 83–91
- Tosti, N.; Negri, V. On-going on-farm microevolutionary processes in neighbouring cowpea landraces revealed by molecular markers. *Theor. Appl. Genet.* **2005**, *110*, 1275–1283.
- Newton, A. C.; Akar, T.; Baresel, J.P.; Bebeli, P.J.; Bettencourt, E.; Bladenopoulos, K. V.; Patto, M.C. Cereal landraces: an essential resource for the future of contemporary agriculture, A review. *Agron. Sustain. Dev.* **2010**, *30*, 237–269.
- Terzopoulos, P.J.; Bebeli, P.J. Phenotypic Diversity in Greek Tomato (*Solanum lycopersicum* L.) Landraces. *Sci. Hortic.* **2010**, *126*, 138–144.
- Dumroese, R.K.; Montville, M.E.; Pinto, J.R. Using container weights to determine irrigation needs: a simple method. *Nativ. Plants* **2015**, *16*, 67–71.
- Semedo, J.N.; Rodrigues, A.P.; Lidon, F.C.; Pais, I.P.; Marques, I.; Gouveia, D.; Armengaud, J.; Silva, M.J.; Martins, S.; Semedo, M.C.; et al. Intrinsic non-stomatal resilience to drought of the photosynthetic apparatus in *Coffea* spp. is strengthened by elevated air [CO₂]. *Tree Physiol.* **2021**, *41*, 708–727.
- Caemmerer, S.; Farquhar, G.D. Some relationships between the biochemistry of photosynthesis and the gas exchange of leaves. *Planta* **1981**, *153*, 376–387.
- Peakall, R.; Smouse, P.E. GenAIEx 6.5: Genetic Analysis in Excel. Population Genetic Software for Teaching and Research—An Update. *Bioinform* **2012**, *28*, 2537–2539.
- Delmer, D.P. Agriculture in the developing world: Connecting innovations in plant research to downstream applications. *Proc. Natl. Acad. Sci. USA* **2005**, *102*, 15739–15746.
- Pushpavalli, R.; Zaman-Allah, M.; Turner, N.C.; Baddam, R.; Rao, M.V.; Vadez, V. Higher flower and seed number leads to higher yield under water stress conditions imposed during reproduction in chickpea. *Funct. Plant Biol.* **2014**, *42*, 162–174.
- Campos, P.S.; Ramalho, J.; Silva, M.J.; Lauriano, J.A.; Matos, M.C. Effects of drought on photosynthetic performance and water relations of four *Vigna* genotypes. *Photosynthetica* **1999**, *36*, 79–87.
- Scotti-Campos, P.; Pham-Thi, A.T.; Semedo, J.N.; Pais, I.P.; Ramalho, J.C.; Matos, M.C. Physiological responses and membrane integrity in three *Vigna* genotypes with contrasting drought tolerance. *Emir. J. Food Agric.* **2013**, *25*, 1002–1013
- Lopez, F.B.; Chauhan, Y.S.; Johansen, C. Effects of timing of drought stress on leaf area development and canopy light interception of short-duration pigeonpea. *J. Agron. Crop. Sci.* **1997**, *178*, 1–7.
- Fang, Y.; Xiong, L. General mechanisms of drought response and their application in drought resistance improvement in plants. *Cell Mol. Life Sci.* **2015**, *72*, 673–689.
- Farooq, M.; Gogoi, N.; Barthakur, S.; Baroowa, B.; Bharadwaj, N.; Alghamdi, S.S. Drought stress in grain legumes during reproduction and grain filling. *J. Agron. Crop. Sci.* **2016**, *203*, 81–102.

18. Mondal, M.M.A.; Fakir, S.A.; Juraimi, A.S.; Hakim, M.A.; Islam, M.M.; Shamsuddoha, A.T.M. Effects of flowering behavior and pod maturity synchrony on yield of mungbean [*Vigna radiata* (L.)Wilczek]. *Aust. J. Crop. Sci.* **2011**, *5*, 945–953.
19. Ulemale. C.S.; Mate, S.N.; Deshmukh, D.V. Physiological Indices for Drought Tolerance in Chickpea (*Cicer arietinum* L.). *World J. Agric. Sci.* **2013**, *9*, 123–131.
20. Asare, A.T.; Gowda, B.S.; Galyuon, I.K.A.; Aboagye, L.M.; Takrama, J.F.; Timko, M.P. Assessment of the genetic diversity in cowpea (*Vigna unguiculata*) germplasm from Ghana using simple sequence repeat markers. *Plant Genet. Resour.* **2010**, *8*, 142–150.
21. Perrino, P.; Laghetti, G.; Spagnoletti Zeuli, P.L.; Monti, L.M. Diversification of cowpea in the Mediterranean and other centers of cultivation. *Genet. Resour. Crop. Evol.* **1993**, *40*, 121–132.
22. Lazaridi, E.; Ntatsi, G.; Savvas, D.; Bebeli, P.J. Diversity in cowpea (*Vigna unguiculata* (L.) Walp.) local populations from Greece. *Genet. Resour. Crop. Evol.* **2016**, *64*, 1529–1551.
23. Stoilova, T.; Pereira, G. Assessment of the genetic diversity in a germplasm collection of cowpea (*Vigna unguiculata* (L.) Walp.) using morphological traits. *Afr. J. Biotechnol.* **2013**, *8*, 208–215.