

Proceeding Paper

# Comparison between Varieties of Rice (*Oryza sativa* L.) Produced in Portugal—Mineral and Quality Analysis †

Ana Coelho Marques <sup>1,2,\*</sup>, Ana Rita F. Coelho <sup>1,2</sup>, Cláudia Campos Pessoa <sup>1,2</sup>, Diana Daccak <sup>1,2</sup>, Inês Carmo Luís <sup>1,2</sup>, Ana Sofia Almeida <sup>2,4</sup>, Paula Scotti Campos <sup>2,3</sup>, Manuela Simões <sup>1,2</sup>, Maria F. Pessoa <sup>1,2</sup>, Fernando H. Reboredo <sup>1,2</sup>, José C. Ramalho <sup>2,5</sup>, Maria Manuela Silva <sup>2,7</sup>, Paula Marques <sup>6</sup>, Paulo Legoinha <sup>1,2</sup>, Isabel Pais <sup>2,3</sup>, Karliana Oliveira <sup>2</sup> and Fernando C. Lidon <sup>1,2</sup>

- <sup>1</sup> Earth Sciences Department, Faculdade de Ciências e Tecnologia, Universidade Nova de Lisboa, Campus da Caparica, 2829-516 Caparica, Portugal; email-1 (A.R.F.C.); email-2 (C.C.P.); email-3 (D.D.); email-4 (I.C.L.); email-5 (M.S.); email-6 (M.F.P.); email-7 (F.H.R.); email-8 (P.L.); email-9 (F.C.L.)
  - <sup>2</sup> GeoBioTec Research Center, Faculdade de Ciências e Tecnologia, Universidade Nova de Lisboa, Campus da Caparica, 2829-516 Caparica, Portugal; email-10 (A.S.A.); email-11 (P.S.C.); email-12 (J.C.R.); email-13 (M.M.S.); email-14 (I.P.); email-15 (K.O.)
  - <sup>3</sup> Instituto Nacional de Investigação Agrária e Veterinária, I.P. (INIAV), Avenida da República, Quinta do Marquês, 2780-157 Oeiras, Portugal
  - <sup>4</sup> Instituto Nacional de Investigação Agrária e Veterinária, I.P. (INIAV), Estrada de Gil Vaz 6, 7351-901 Elvas, Portugal
  - <sup>5</sup> PlantStress & Biodiversity Lab., Centro de Estudos Florestais (CEF), Instituto Superior Agronomia (ISA), Universidade de Lisboa (ULisboa), Quinta do Marquês, Av. República, 2784-505, Oeiras and Tapada da Ajuda, 1349-017 Lisboa, Portugal
  - <sup>6</sup> Centro Operativo e Tecnológico do Arroz (COTArroz), 2120-014 Salvaterra de Magos, Portugal
  - <sup>7</sup> Escola Superior de Educação Almeida Garrett (ESEAG-COFAC), Avenida do Campo Grande 376, 1749-024 Lisboa, Portugal
- \* Correspondence: amc.marques@campus.fct.unl.pt; Tel.: +351-212-948-573  
† Presented at the 1st International Online Conference on Agriculture—Advances in Agricultural Science and Technology (IOCAG2022), 10–25 February 2022; Available online: <https://iocag2022.sciforum.net/>.

**Citation:** Marques, A.C.; Coelho, A.R.F.; Pessoa, C.C.; Daccak, D.; Luís, I.C.; Almeida, A.S.; Campos, P.S.; Simões, M.; Pessoa, M.F.; Reboredo, F.H.; et al. Comparison between Varieties of Rice (*Oryza sativa* L.) Produced in Portugal—Mineral and Quality Analysis. *Chem. Proc.* **2022**, *4*, x. <https://doi.org/10.3390/xxxxx>

Academic Editor(s):

Published: date

**Publisher's Note:** MDPI stays neutral with regard to jurisdictional claims in published maps and institutional affiliations.



**Copyright:** © 2022 by the authors. Submitted for possible open access publication under the terms and conditions of the Creative Commons Attribution (CC BY) license (<https://creativecommons.org/licenses/by/4.0/>).

**Abstract:** Rice (*Oryza sativa* L.) is considered one of the most consumed cereals worldwide. In fact, for most countries is considered a staple food crop. In this context, in Portugal, Ariete and Ceres are well known as varieties that produce grains with a high quality, yet little is known about their nutrient's accumulation. In this context, this study aimed to characterize and compare both varieties produced in the central region of Portugal (Ribatejo). Whole and white rice grains, as well as the respective flours, were analyzed in order to quantify the mineral content of macro and microelements (Mo, Ca, K, P and S). Molybdenum (Mo) content varied significantly between 4.7–11.2 mg.kg<sup>-1</sup> in the whole flour of Ceres and Ariete, respectively, while P content was only detected in the flour of the Ariete variety. Regarding both varieties, concerning to the other elements there were no significant differences in their content. Moreover, total ash content in the refined flour showed significant differences in both varieties. Quality parameters, such as density of the grains and colorimetric indexes (L, a\* and b\*), in brown and white grain, were also considered, being found that density values varied between 1301–1651 kg/m<sup>3</sup> (in the Ariete variety) and 1492–1573 kg/m<sup>3</sup> (in the Ceres variety). It was concluded that, in spite of the differences found in both varieties, minerals contents combined with the quality parameters showed common characteristics required for an high industrial and gastronomic potential.

**Keywords:** Ariete variety; ceres variety; mineral contents; quality analysis

## 1. Introduction

Considered a staple food for nearly two-thirds of the world's population, rice (*Oryza sativa* L.) is referenced as the second most cultivated and consumed cereal crop in the

world [1]. European countries produce 4.5 million tons of paddy rice, which translates into a self-sufficiency rate of about 65%. Although the Portuguese are the main consumers in Europe, (15 kg per capita per year), Portugal contributes 6% (190,000 tons of paddy rice) to European production [1–3]. In Portugal, rice is mainly produced in Lisboa and Vale do Tejo region (47%)—Ribatejo [4]. Commercially known as Carolino rice, it is botanically classified as *ssp. japonica*. Being well adapted to Portuguese environmental conditions, this type of rice is widely used in traditional gastronomy. [3]. Moreover, it is self-sufficient in the consumption of Carolino rice, however, it only covers approximately 75% of the national need [3]. Thus, it is the most widely produced type of rice in the different regions of Portugal. The Ariete variety (Carolino rice type) stands out as the most widely grown in Portugal (21% of the total varieties grown) [5]. It is a variety of Italian origin of the long A type (Carolino) being cultivated in Portuguese soils for about 30 years. It is a reference variety in Carolinos, with high industrial yield, appreciated by farmers and industrialists for its quality and regularity of production [5]. The Ceres variety emerged from the need for modern and national varieties of rice to make this area differentiating. It is a Portuguese variety of Carolino rice, long type A, which results from crossbreeding performed under the National Program for Genetic Improvement of Rice and the partnership with many other entities for more than 10 years [6]. Characteristics such as good phytosanitary behavior, completely glassy grain, and excellent gastronomic quality, make this variety stand out [7]. In this context, in Portugal, Ariete and Ceres are well known as varieties that produce grains of high quality, yet little is known about their nutrient accumulation.

Considering the importance of the rice varieties, Ariete and Ceres, produced in the central region of Portugal (Ribatejo), this work aimed to characterize these varieties while evaluating the mineral content and quality of the grains.

## 2. Materials and Methods

### 2.1. Experimental Fields

In a paddy rice (*Oryza sativa* L.) field (coordinates 39°02'21.8" N, 8°44'22.8" W) located in the middle of the lezíria ribatejana (Ribatejo—Portugal), carried out at the experimental station of the Rice Technological Center (COTArroz). Two rice varieties, Ariete and Ceres, were used as a test system. The trial duration was performed between 30 May to 2 November of 2018. The application of fertilizers, control of diseases, insect pests and weeds, and water management were those typically used for the paddy rice crop in Ribatejo. The accurate characterization of some parameters such as climate the studied area of, irrigation water, and soil characteristics were also taken into account and described in previous work [8]. In Ariete and Ceres varieties the analysis occurred in browns and white rice grains and flours, respectively. In brown rice only the husk is removed yet, however, in white rice the husk, bran, and germ were removed.

### 2.2. Quantification of Macro and Microelements

The mineral content of macro and microelements in the whole and refined flour was determined using an XRF analyzer (model XL3t 950 He GOLDD<sup>+</sup>) under He atmosphere [9].

### 2.3. Quality Parameters: Ash Content, Density and Colorimetric Parameters

The percentage ash content followed the methodology described by [10]. The whitened flour samples were weighed (5g) into crucibles and then burned in a muffle at 550 °C for 5 h. After that time, the crucibles were placed in a excicator until they reached a constant weight according to the method used and then weighed. Grains were hulled and whitened described elsewhere [11]. For each variety, 1000 grains were picked and weighed, adopting the methodology described by [8]. Density was calculated based on the weight and volume of the brown and white rice grains. Determination of the colorimetric parameters followed the methodology [12] in brown and white rice grains.

## 2.4. Statistical Analysis

Data were statistically analyzed using a One-Way ANOVA ( $p \leq 0.05$ ), to assess differences among varieties. Based on the results, a Tukey's for mean comparison was performed, considering a 95% confidence level. Different letters indicate significant differences among the different treatments of each variety. Statistical analysis was performed with an IBM SPSS Statistics 20 program.

## 3. Results

### 3.1. Macro and Microelements Content

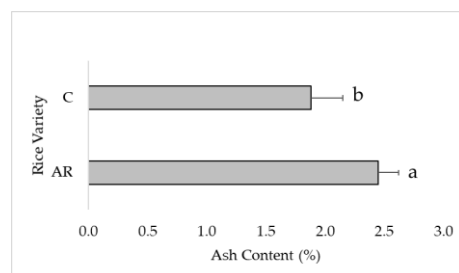
In the brown flours of the different varieties, there were significant differences and the Mo content ranged from 4.69–11.2 mg.kg<sup>-1</sup> (Table 1). Comparing the refined flours of the different varieties, P contents were only detected in the Ariete variety. In this variety, Mo, K, and P content were significantly lower in the refined flour while in the Ceres variety only Mo content was not affected by industrial processing.

**Table 1.** Average values (mg.kg<sup>-1</sup>)  $\pm$  standard deviation ( $n = 4$ ) of Mo, Ca, K, P and S in the whole (WF) and refined flours (RF) of *Oryza sativa* L.; varieties Ariete (AR) and Ceres (C) at harvesting. Different letters indicate significant differences between varieties in the same flour (letters *a* and *b*) and between different flours in the same variety (letters *A* and *B*), ( $p \leq 0.05$ ).

Treatment		Mo	Ca	K	P	S
WF	AR	11.2 $\pm$ 0.19 aA	103 $\pm$ 13.4 aA	2750 $\pm$ 237 aA	1962 $\pm$ 263 aA	1054 $\pm$ 52.9 aA
	C	4.69 $\pm$ 0.21 bA	211 $\pm$ 29.2 aA	4181 $\pm$ 433 aA	2603 $\pm$ 385 aA	1371 $\pm$ 96.5 aA
RF	AR	5.46 $\pm$ 0.17 aB	53.6 $\pm$ 2.87 aA	1010 $\pm$ 35.7 aB	86.4 $\pm$ 8.30 aB	939 $\pm$ 13.5 aA
	C	5.30 $\pm$ 0.18 aaA	57.4 $\pm$ 2.60 aB	859 $\pm$ 49.6 aB	<65.0 bB	910 $\pm$ 18.8 aB

### 3.2. Ash Content

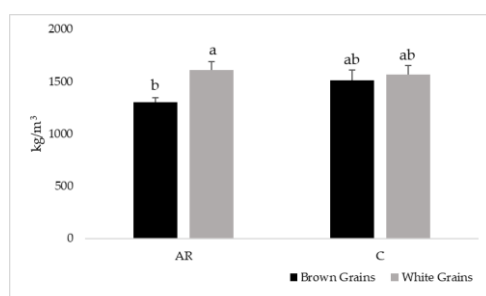
Considering ash contents (Figure 1), the Ariete variety showed slightly values (2.45%) compared to the Ceres variety (1.88%).



**Figure 1.** Average values (%)  $\pm$  standard deviation ( $n = 4$ ) of ash content in the refined flours of *Oryza sativa* L.; varieties Ariete and Ceres at harvesting. Letters *a* and *b* indicate significant differences among varieties ( $p \leq 0.05$ ).

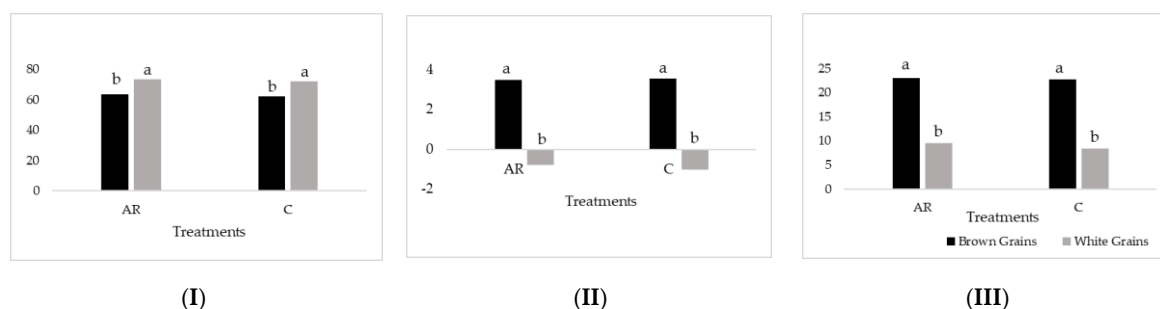
### 3.3. Density and Colorimetric Analysis

Regarding density, values ranged between 1301–1651 kg/m<sup>3</sup> in the Ariete variety (Figure 1). In Ceres variety, the minimum value registered was 1492 kg/m<sup>3</sup> and the maximum showed 1573 kg/m<sup>3</sup> (Figure 2). Significant differences were comparing brown with white grains in the Ariete variety while in the Ceres variety these differences were not so evident. In the Ariete variety, the density of the white grains was significantly higher than the brown grains.



**Figure 2.** Average ( $\text{kg/m}^3$ )  $\pm$  standard deviation ( $n = 4$ ) of density of brown and white rice grains of *Oryza sativa* L. varieties Ariete (AR) and Ceres (C) at harvesting. Letters *a* and *b* indicate significant differences among grains on each variety ( $p \leq 0.05$ ).

In each variety,  $L$ ,  $a^*$ , and  $b^*$  values show significant differences can be observed it is extensive to brown and white rice grains (Figure 3). The  $L$  of the samples was high (greater than 50%) in both varieties. Regarding the  $a^*$  parameter, the colors red and green were evidenced in brown and white rice grains, respectively. The yellow color, corresponding to the  $b^*$  parameter, was evident in both treatments.



**Figure 3.** Average colorimetric parameters  $\pm$  standard deviation ( $n = 4$ ) of brown and white rice grains of *Oryza sativa* L.; varieties Ariete (AR) and Ceres (C) at harvesting. Letters I, II and III represent  $L^*$ ,  $a^*$  and  $b^*$  parameters, respectively. Letter *a* and *b* indicate significant differences among grains on each variety ( $p \leq 0.05$ ).

#### 4. Discussion

In Portugal, rice is historically considered a very important crop that is widely consumed [1]. Portugal has its characteristics that allow for the cultivation of Carolino rice with unique features [6]. Based on increasing agricultural production, maintaining soil health, and environmental sustainability, strategies have been developed to the creation of Portuguese varieties capable of meeting the needs of the farmer/industry, produce differentiated rice, of great quality, that the consumer values, but that is still accessible at a competitive price [6,13], such as the Ceres variety. This variety achieved characteristics that other varieties could not, namely good yields, long grains that don't break much in industrial processes, and fabulous gastronomic potential—quality Carolino grains [6]. Mineral micronutrients are essential for metabolism, and worldwide their deficiency is associated with human health problems [14,15]. Humans get them from their diet and considering that as a major cereal crop and one of the top three commodities in terms of food safety, it is important to perform quality control analyses such as contaminant identification [3]. This fact justifies a characterization of macro and microelements in both flours. In the refined flours, significant changes were observed in Mo, K, and P contents (Ariete variety) and Ca, K, P, and S (Ceres variety) (Table 1). This oscillation of values can be justified by the industrial processes in the grain such as in this case, dehulling and milling. During these processes, the micronutrient content decreases [16]. To increase palatability, to improve the sensory properties it is common to also use washing, soaking, and cooking techniques [17]. To sustain plant growth, P is remobilized/retranslocated and

as such is considered highly mobile within plants [18]. In the Ariete variety, and after processing, the content remained detectable in the refined flour, suggesting greater mobility in this variety. However, studies pointed that P is not very mobile in plants, which may justify the absence of values in the refined flour of the Ceres variety [19]. Rice crop contributes about 20% to global caloric consumption [20]. The ash content showed significant differences, with a tendency for higher values in the Ariete variety (Figure 1). In the Ariete variety, there were significant alterations between brown and white grains, also justifiable by the application of industrial processes (Figure 2). In turn, in the Ceres variety, densities were statistically similar (Figure 2). It was observed that the brown grains of the Ariete and Ceres varieties were statistically similar, which may be useful for making whole grain products with different varieties. Considered as one of the main technological quality parameters, the amylose content, of the Ariete variety is 19% while that of the Ceres variety is 22%, allowing the grains to be classified as low and intermediate amylose content, respectively [6,21]. Low contents are beneficial as the grains are stickier, wetter, and softer [21]. In turn, studies have reported that higher amylose values are related to decreased glycemic response [22]. Studies have used the CIELab scale to quantify amylose in rice grains [23]. According to other studies, the amylose content in cooked rice affects the brightness (L) of the samples [6,21]. In both varieties, brown and white grains showed significant differences in the colorimetric parameters (L,  $a^*$ , and  $b^*$ ) (Figure 3). The L parameter increased in the white rice grain which is in accordance with studies where the same trend is seen when the endosperm and bran are removed [24]. Regarding the  $a^*$  parameter, the brown grains showed a red color while the white grains showed a green color. The  $b^*$  parameter corresponding to the yellow color, which is much more evident in brown grains. The decrease in  $a^*$  and  $b^*$  values is justifiable with the processing that the grains undergo where pigments present in the outer layers of the grain are removed. Brown rice grains have bran (aleurone layer) that contributes to the different coloration compared to white grains [16]. In addition to the above, storage and drying processes should also be considered in this type of study. These external factors can influence the color of the grain [25]. Thus, the mineral contents combined with the quality parameters showed common characteristics required for a high industrial and gastronomic potential.

## 5. Conclusions

This study, conducted in one of the regions that produce most rice nationally (Ribatejo, Portugal) was used rice (*Oryza sativa* L.) Carolino type of Ariete and Ceres varieties, of Italian and Portuguese origin, respectively. After analyzing macro and microelements (Mo, Ca, K, P, and S) in the brown and refined flours it was concluded that there are significant differences, namely in Mo content varied significantly between 4.7–11.2 mg.kg<sup>-1</sup> in the whole flour of Ceres and Ariete, respectively, while P content was only detected in the flour of the Ariete variety. The ash content value in the refined flour of the Ariete variety showed a tendency for higher values in the Ceres variety, implying significant differences. Quality parameters, such as density varied between 1301–1651 kg/m<sup>3</sup> (in the Ariete variety) and 1492–1573 kg/m<sup>3</sup> (in the Ceres variety). Additionally, colorimetric indexes (L,  $a^*$  and  $b^*$ ), in brown and white grain, showed significant differences. It was concluded that, despite of the differences found in both varieties, minerals contents combined with the quality parameters showed common characteristics required for a high industrial and gastronomic potential.

**Author Contributions:** Conceptualization, A.C.M. and F.C.L.; methodology, A.C.M.; A.R.F.C.; C.C.P.; D.D. and I.C.L.; formal analysis, A.C.M.; A.R.F.C.; C.C.P.; D.D. and I.C.L.; investigation, A.C.M.; A.R.F.C.; C.C.P.; D.D. and I.C.L.; resources, M.F.P.; F.H.R.; J.C.R.; M.M.S.; P.M.; P.L.; I.P. and K.O.; writing—original draft preparation, A.C.M.; writing—review and editing, A.C.M. and F.C.L.; supervision, P.S.C.; A.S.A. and M.S. All authors have read and agreed to the published version of the manuscript.

**Funding:** This research was funded by PDR2020, grant number 101-030671.

**Institutional Review Board Statement:****Informed Consent Statement:** Not applicable.**Data Availability Statement:** Not applicable.**Acknowledgments:** Authors thanks to Paula Marques, Cátia Silva (COTArroz) and Orivárzea (Orizultores do Ribatejo, S.A.) for technical assistance. We also thanks to the Research centers (GeoBioTec) UIDB/04035/2020 and (CEF) UIDB/00239/2020 for support facilities.**Conflicts of Interest:** The authors declare no conflict of interest. The funders had no role in the design of the study; in the collection, analyses, or interpretation of data; in the writing of the manuscript, or in the decision to publish the results.**References**

1. Fraga, H.; Guimarães, N.; Santos, J. Future Changes in Rice Bioclimatic Growing Conditions in Portugal. *Agronomy* **2019**, *9*, 674. <https://doi.org/10.3390/agronomy9110674>.
2. Instituto Nacional de Estatística (INE). 2021. Available online: [https://www.ine.pt/xportal/xmain?xpid=INE&xpgid=ine\\_indicadores&indOcorrCod=0000186&contexto=bd&selTab=tab2&xlang=pt](https://www.ine.pt/xportal/xmain?xpid=INE&xpgid=ine_indicadores&indOcorrCod=0000186&contexto=bd&selTab=tab2&xlang=pt) (accessed on 7 December 2021).
3. Fradinho, P.; Sousa, I.; Raymundo, A. Functional and thermorheological properties of rice flour gels for gluten-free pasta applications. *Int. J. Food Sci. Technol.* **2018**, *54*, 1109–1120. <https://doi.org/10.1111/ijfs.14001>.
4. Gabinete de Planeamento, Políticas e Administração Geral (GGP). Rice. 2017. Available online: <http://www.gpp.pt/images/gam/1/fi/ArrozFI.pdf> (accessed on 6 December 2021).
5. Garcia, C.M.G. Influência de diferentes variedades de arroz carolino no seu comportamento em cozedura. Master's Thesis, Escola Superior Agrária de Coimbra, Portugal, 2017.
6. Voz do Campo. Não é só Arroz, é Carolino! 2017. Available online: <http://vozdocampo.pt/2017/07/11/nao-so-arroz-carolino/> (accessed on 2 December 2021).
7. Dossier Técnico—Vida Rural. Variedades Portuguesas de Arroz—Presente e Futuro. **2020**. Available online: [https://www.drapc.gov.pt/base/documentos/vr\\_variedades\\_portuguesas\\_%20arroz.pdf](https://www.drapc.gov.pt/base/documentos/vr_variedades_portuguesas_%20arroz.pdf) (accessed on 1 December 2021).
8. Marques, A.; Lidon, F.; Coelho, A.; Pessoa, C.; Luís, I.; Scotti-Campos, P.; Simões, M.; Almeida, A.; Legoinha, P.; Pessoa, M.; et al. Quantification and Tissue Localization of Selenium in Rice (*Oryza sativa* L.; Poaceae) Grains: A Perspective of Agronomic Biofortification. *Plants* **2020**, *9*, 1670. <https://doi.org/10.3390/plants9121670>.
9. Luís, I.; Lidon, F.; Pessoa, C.; Marques, A.; Coelho, A.; Simões, M.; Patanita, M.; Dôres, J.; Ramalho, J.; Silva, M.; et al. Zinc enrichment in two contrasting genotypes of *Triticum aestivum* L. grains: Interactions between edaphic conditions and foliar fertilizers. *Plants* **2021**, *10*, 204. <https://doi.org/10.3390/plants10020204>.
10. Anjum, F.M.; Pasha, I.; Bugti, M.A.; Butt, M.S. Mineral composition of different rice varieties and their milling fractions. *Pakistan J. Agric. Sci.* **2007**, *44*, 332–336.
11. Lidon, F.; Oliveira, K.; Galhano, C.; Guerra, M.; Ribeiro, M.; Pelica, J.; Pataco, I.; Ramalho, J.; Leitão, A.; Almeida, A.; et al. Selenium biofortification of rice through foliar application with selenite and selenate. *Exp. Agric.* **2018**, *55*, 528–542. <https://doi.org/10.1017/S0014479718000157>.
12. Marques, A.; Pessoa, C.; Coelho, A.; Luís, I.; Daccak, D.; Campos, P.; Simões, M.; Almeida, A.; Pessoa, M.; Reboredo, F.; et al. Rice (*Oryza sativa* L.) Biofortification with Selenium: Enrichment Index and Interactions among Nutrients. *Biol. Life Sci. Forum* **2020**, *4*, 39. <https://doi.org/10.3390/iecps2020-08701>.
13. Aulakh, M.S. Integrated nutrient management for sustainable crop production, improving crop quality and soil health, and minimizing environmental pollution. In Proceedings of the 19th World Congress of Soil Science, Soil Solutions for a Changing World, Brisbane, Australia, 1–6 August 2010; Corpus ID: 37539797.
14. Borrill, P.; Connorton, J.; Balk, J.; Miller, A.; Sanders, D. Biofortification of wheat grain with iron and zinc. *Front. Plant Sci.* **2014**, *5*, 53. <https://doi.org/10.3389/fpls.2014.00053>.
15. Grujic, D.; Yazici, A.; Tutus, Y.; Cakmak, I.; Singh, B. Biofortification of Silage Maize with Zinc, Iron and Selenium as Affected by Nitrogen Fertilization. *Plants* **2021**, *10*, 391. <https://doi.org/10.3390/plants10020391>.
16. Tiozon, R.; Fernie, A.; Sreenivasulu, N. Meeting human dietary vitamin requirements in the staple rice via strategies of biofortification and post-harvest fortification. *Trends Food Sci. Technol.* **2021**, *109*, 65–82. <https://doi.org/10.1016/j.tifs.2021.01.023>.
17. Mirsa, G.; Badoni, S.; Domingo, C.J.; Cuevas, R.P.O.; Llorente, C.; Mbanjo, E.G.N.; Nesse, Sreenivasulu. Deciphering the genetic architecture of cooked rice texture. *Front. Plant Sci.* **2018**, *9*, 1405. <https://doi.org/10.3389/fpls.2018.01405>.
18. Irfan, M.; Aziz, T.; Maqsood, M.; Bilal, H.; Siddique, K.; Xu, M. Phosphorus (P) use efficiency in rice is linked to tissue-specific biomass and P allocation patterns. *Sci. Rep.* **2020**, *10*, 4278. <https://doi.org/10.1038/s41598-020-61147-3>.
19. Hinsinger, P.; Brauman, A.; Devau, N.; Gérard, F.; Jourdan, C.; Laclau, J.-P.; Le Cadre-Barthélémy, E.; Jaillard, B.; Plassard, C. Acquisition of phosphorus and other poorly mobile nutrients by roots. Where do plant nutrition models fail? *Plant Soil* **2011**, *348*, 29–61. <https://doi.org/10.1007/s11104-011-0903-y>.
20. Ricepedia. The Global Staple. 2020. Available online: <https://ricepedia.org/rice-as-food/the-global-staple-rice-consumers> (accessed on 2 December 2021).

21. Silva, P.; Pereira, A.; Silveira, L.; Ávila, B.; Gularte, Marcia. Teor de amilose e tempo de cocção de arroz comercial de diferentes marcas. In *XXV Congresso de Iniciação Científica*; Universidade Federal de Pelotas: Pelotas, Brazil, 2016.
22. Walter, M.; Marchezan, E.; Avila, L. Rice: Composition and nutritional characteristics. *Ciência Rural* **2008**, *38*, 1184–1192. <https://doi.org/10.1590/s0103-84782008000400049>.
23. Avaro, M.; Pan, Z.; Yoshida, T.; Wada, Y. Two Alternative Methods to Predict Amylose Content of Rice Grain by Using Tristimulus CIE Lab Values and Developing a Specific Color Board of Starch-iodine Complex Solution. *Plant Prod. Sci.* **2011**, *14*, 164–168. <https://doi.org/10.1626/ppps.14.164>.
24. Lamberts, L.; Bie, E.D.; Greet, E.; Vandeputte, W.S.; Veraverbeke, V.; Man, W.; Delcour, J.A. Effect of milling on colour and nutritional properties of rice. *Food Chem.* **2007**, *100*, 1496–1503. <https://doi.org/10.1016/j.foodchem.2005.11.042>.
25. Dillahunty, A.L.; Siebenmorgen, T.J.; Mauromoustakos, A. Effect of temperature, exposure duration, and moisture content on color and viscosity of rice. *Cereal Chem.* **2001**, *78*, 559–563. <https://doi.org/10.1094/CCHEM.2001.78.5.559>.