

Parameter Identification for Process Models Based on a Combination of Systems Theory and Deep Learning[†]

Selvarajan Subiksha¹, Aike Tappe¹, Caroline Heiduk², Stephan Scholl², René Schenkendorf^{1, *}

¹ Automation & Computer Sciences Department, Harz University of Applied Sciences, Friedrichstr. 57-59, 38855 Wernigerode, Germany

² Institute for Chemical and Thermal Process Engineering, TU Braunschweig, Langer Kamp 7, 38106 Braunschweig, Germany

* Correspondence: rschenkendorf@hs-harz.de

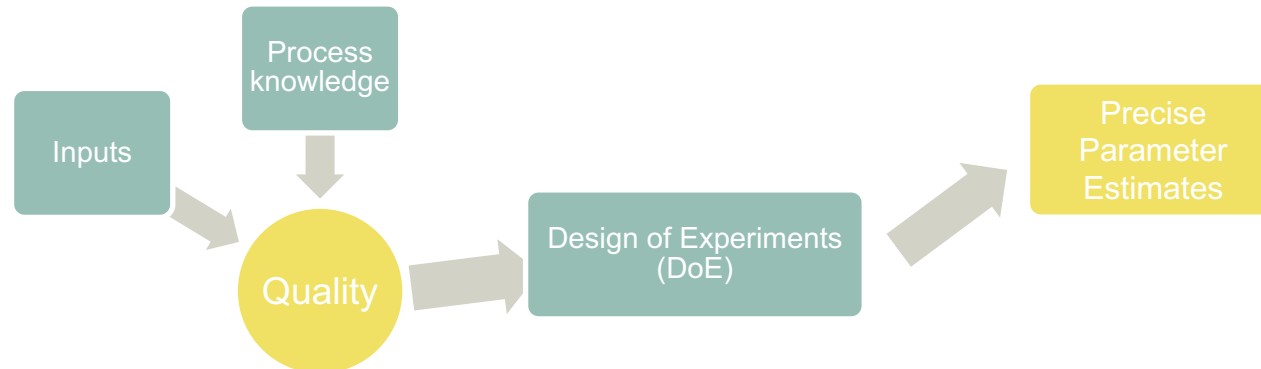
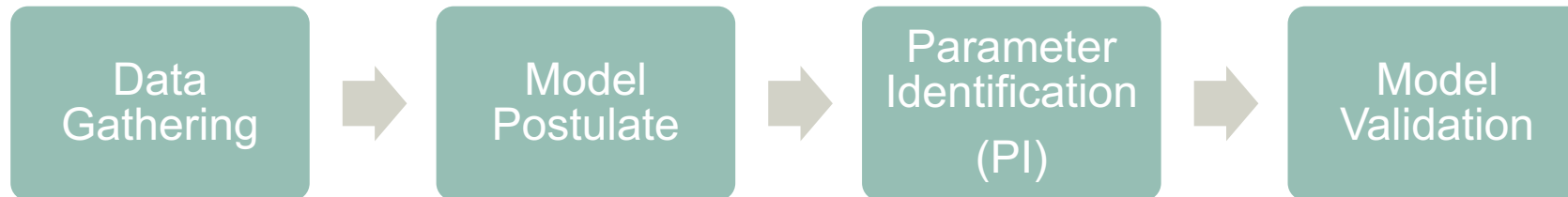
[†] Presented at the 1st International Electronic Conference on Processes: Processes System Innovation, ONLINE, 17-31 May 2022.

Outline

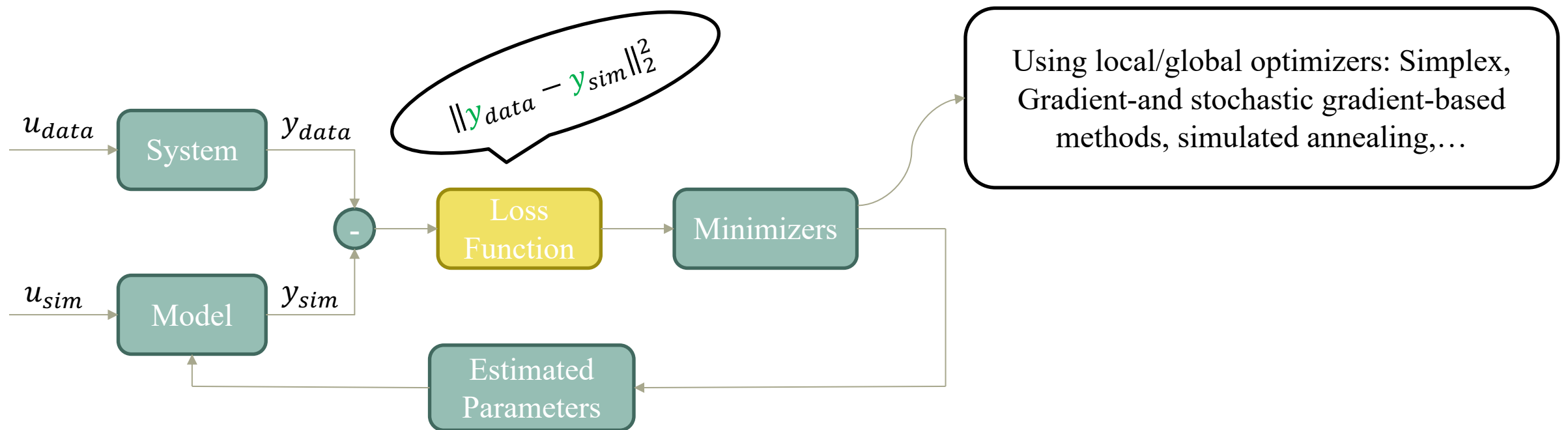
- Motivation
- Standard Parameter Identification Framework
- Input-based Parameter Identification Framework
- Input-based Parameter Identification Implementation
- Differential Flatness for Distributed-Parameter Problems
- Case Study: Diffusion-type Problem
- Control Input by Model Inversion
- Parameter Sensitivity Analyses
- Conclusions

Motivation

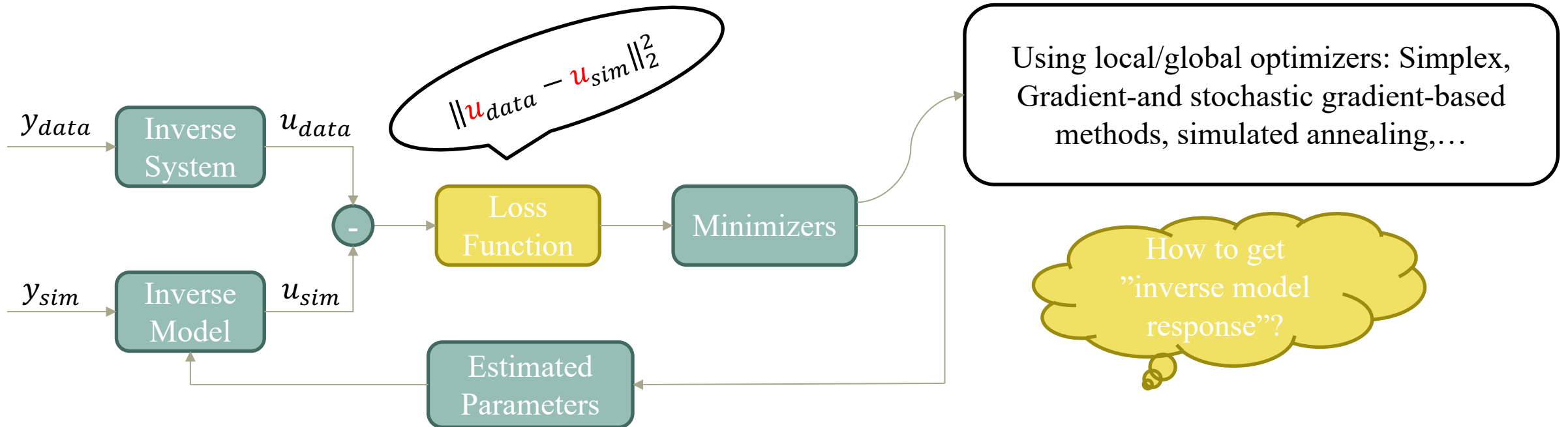
System Identification – can be applied to any industrial process where the inputs and outputs can be measured to build its mathematical model.



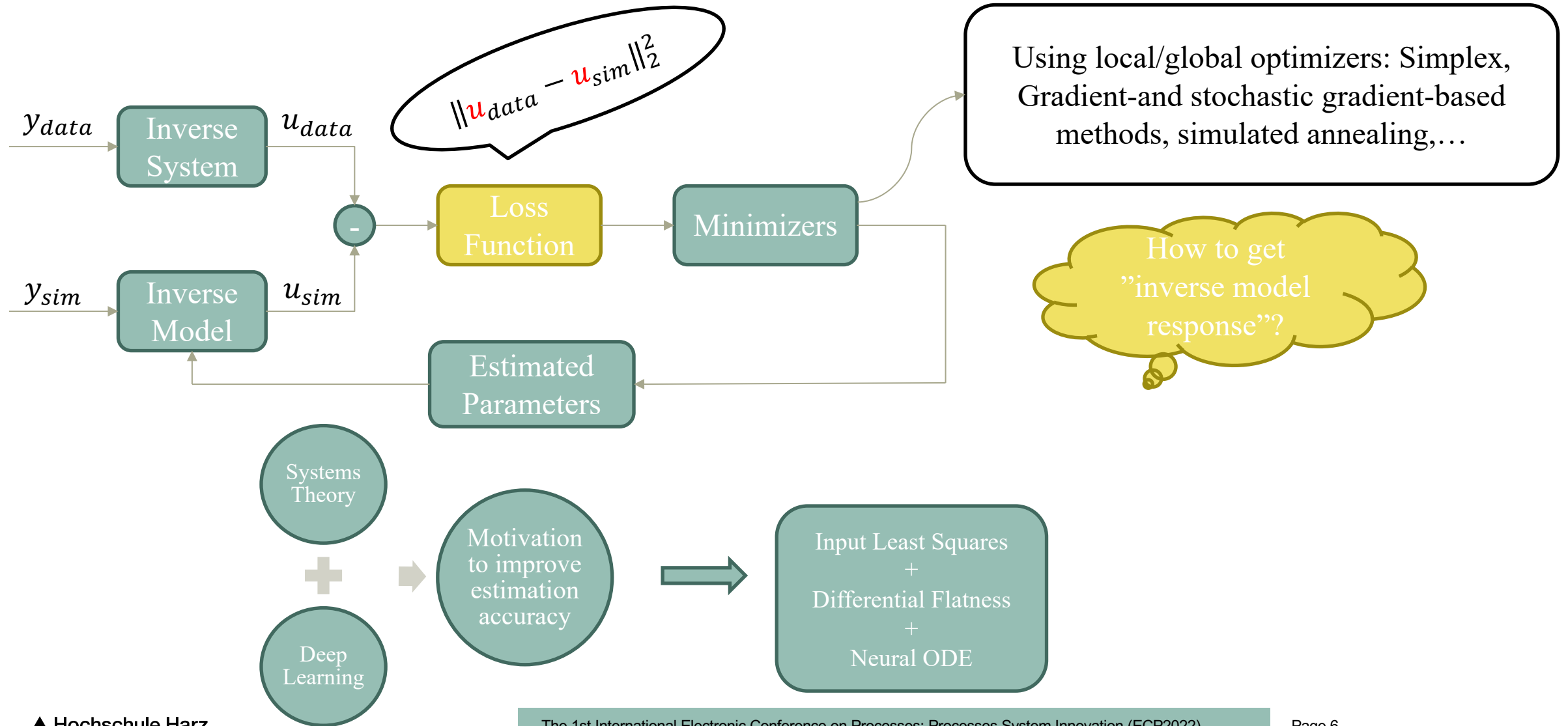
Standard Parameter Identification Framework



Input-based Parameter Identification Framework



Input-based Parameter Identification Implementation Aspects



Differential Flatness for Distributed-Parameter Problems



Identification of Parametric Models: from Experimental Data; Eric Walter, and Luc Pronzato
Springer; Auflage: 1997.

Conditions for a system to be differentially flat:

- Existence of a flat output

$$y^{flat} = h^{flat}(x, u, \dot{u}, \dots, u^s, p)$$

- Fulfilling the following conditions:

$$x = \Psi_x(y^{flat}, \dot{y}^{flat}, \dots, y^{flat^\alpha}, p)$$

$$u = \Psi_u(y^{flat}, \dot{y}^{flat}, \dots, y^{flat^{\alpha+1}}, p)$$

$$\dim y^{flat} = \dim u$$

Case Study: Diffusion-type Problem

Considering a parabolic PDE:

$$\frac{\partial \Phi}{\partial t} = p \frac{\partial^2 \Phi}{\partial x^2} + u(x, t)$$

with $p = 0.1$ and $u_0 = \sin(2\pi x)$.

- The system is differentially flat with a flat output defined as the vector:

$$y^{flat} = [y_{t_k,1}, y_{t_k,2}, \dots, y_{t_k,N}]$$

where y corresponds to the measured output of Φ .

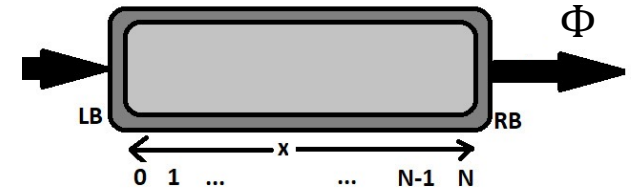


Fig. 1: A simple diffusion system.

Case Study: Diffusion-type Problem + Neural ODEs

Considering a parabolic PDE:

$$\frac{\partial \Phi}{\partial t} = p \frac{\partial^2 \Phi}{\partial x^2} + u(x, t)$$

with $p = 0.1$ and $u_0 = \sin(2\pi x)$.

No model,
Only measurements

An alternative approach...

$$\text{NNL}_0(x) = x \in \mathbb{R}^{d_0},$$

$$\text{NNL}_j(x) = \sigma(W^j \text{NNL}_{j-1}(x) + b_j) \in \mathbb{R}^{d_j} \\ \forall 1 \leq j \leq I - 1$$

$$\text{NNL}_I(x) = W^I \text{NNL}_{I-1}(x) + b_I \in \mathbb{R}^{d_I}.$$

- Uses neural ODEs to get the data-driven model of the process under study, generally represented as:

$$\begin{cases} \dot{x}(t) = NN(x(t), u(t), p); \\ x(t_0) = x_0 \end{cases}$$

- This acts as a surrogate model – the output functions and their derivatives are derived.

- ✓ Discovers and creates numerical solutions
- ✓ Including time derivatives
- ✓ Might be combined with process knowledge (i.e., physics informed neural networks)

Control Input by Model Inversion

- Control input (at a particular point in dimension) in time domain is calculated using the formula:

$$u(y_{t_k,1}) = \dot{y}_{1,1} - \frac{p}{\Delta x^2} \phi_{t_k,N+1} + \frac{2p}{\Delta x^2} y_{t_k,N} - \frac{p}{\Delta x} y_{t_k,N-1}$$

- Extending this throughout the dimensional space – new control u_{data} fed back to get an effective control of diffusion.

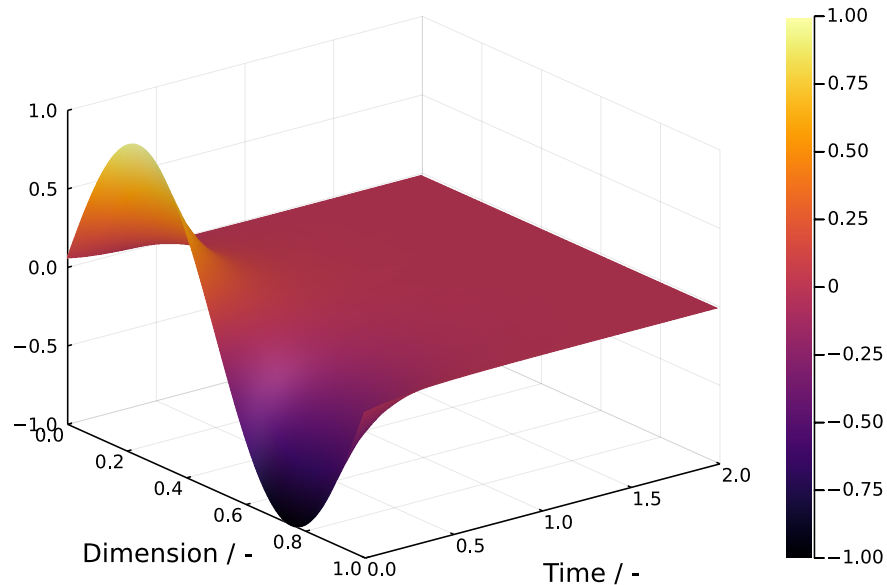


Fig. 2a: A conventional diffusion profile for the chosen diffusion coefficient $p = 0.1$.

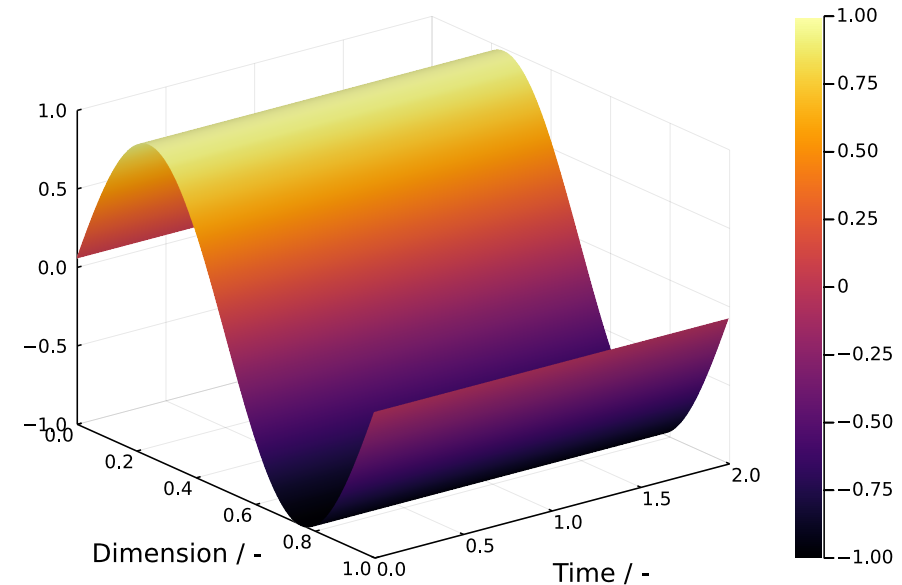
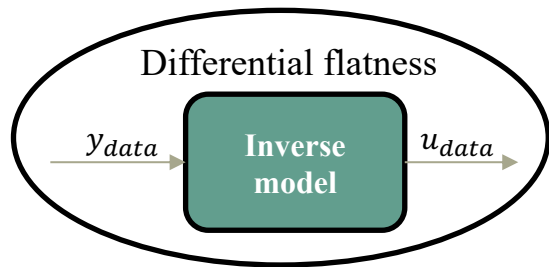


Fig. 2b: Compensated diffusion profile by closing the loop with u_{data} from the inverse model.

Parameter Sensitivity Analyses



1. $\frac{\partial y}{\partial p}$:= parameter sensitivities based on output profiles
2. $\frac{\partial u}{\partial p}$:= parameter sensitivities based on input profiles

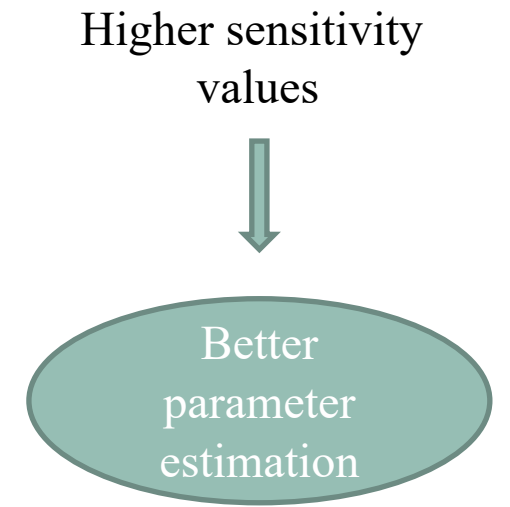
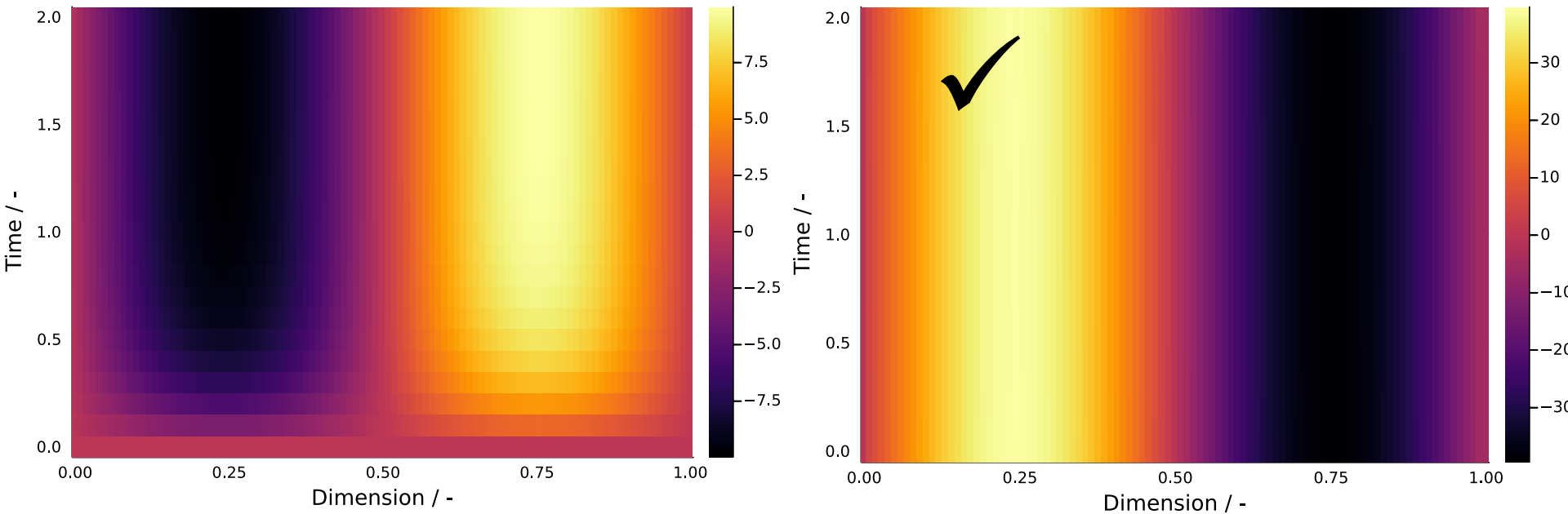


Fig. 3: Sensitivities to the diffusion parameter variation: (a) based on the measured output: (b) based on the re-constructed input.

Conclusions

- Standard framework for parameter identification which gets its loss function based on the output data is given an advancement – introducing an input-based framework.
- Differential flatness concept – to calculate the control input.
- The surrogate model involving neural ODEs – to get the output functions and their derivatives.
- Sensitivity analyses – based on the output data and the control input.
- Input-based analysis – higher sensitivity value, so better probability to identify the parameter.
- But the calculated input u_{data} depends on the quality of model inversion and the neural ODE surrogate model – could be improved using more optimization design tools.

▲ Hochschule Harz

Harz University of Applied Sciences

Subiksha Selvarajan

Email: sselvarajan@hs-harz.de

Friedrichstrasse 57 – 59

38855 Wernigerode

Germany