

IECBM  
2022

# The 2nd International Electronic Conference on Biomolecules: BIOMACROMOLECULES AND THE MODERN WORLD CHALLENGES

01-15 NOVEMBER 2022 | ONLINE



## Impact of different cross-linking agents on functional, rheological, and structural properties of talipot palm starch: A new source of stem starch

*Muhammed navaf<sup>1</sup>, Kappat Valiyapeediyekkal Sunooj<sup>1\*</sup>*

*Department of food science and technology, Pondicherry University, Puducherry, 605014  
India.*

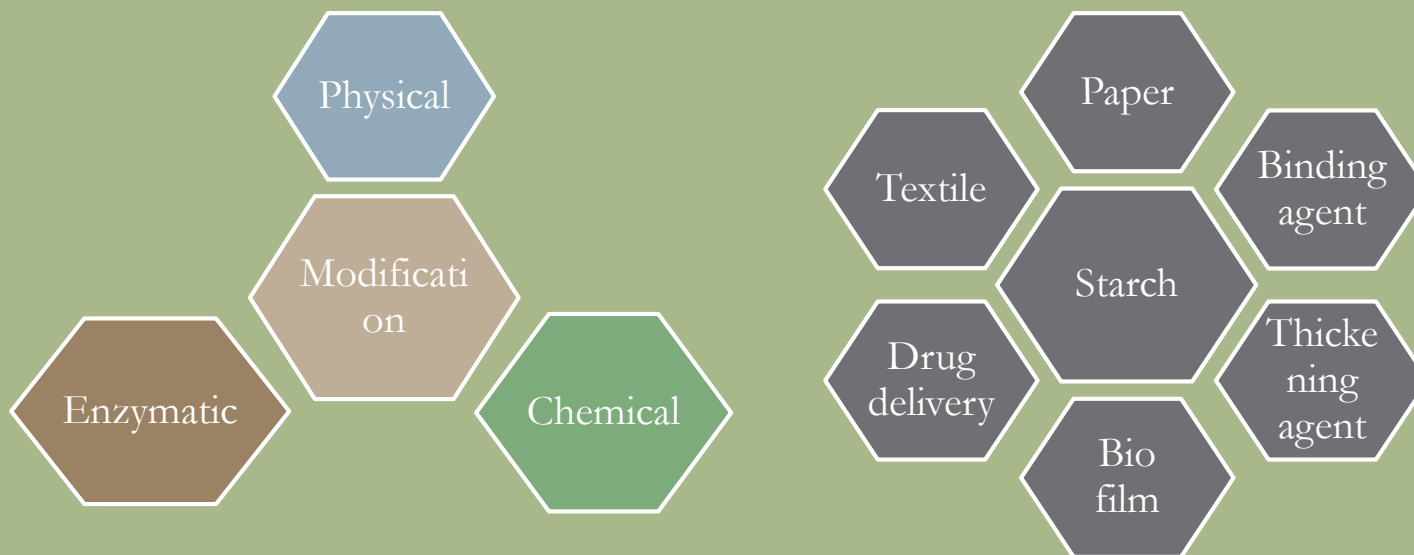
Correspondence: [sunoojpufst786@gmail.com](mailto:sunoojpufst786@gmail.com)



# INTRODUCTION



- Starch is naturally abundant botanical biomaterial found in the plant kingdom
- Talipot palm (*Corypha umbraculifera* L.) is a non-conventional source of starch with a starch yield of 76%.






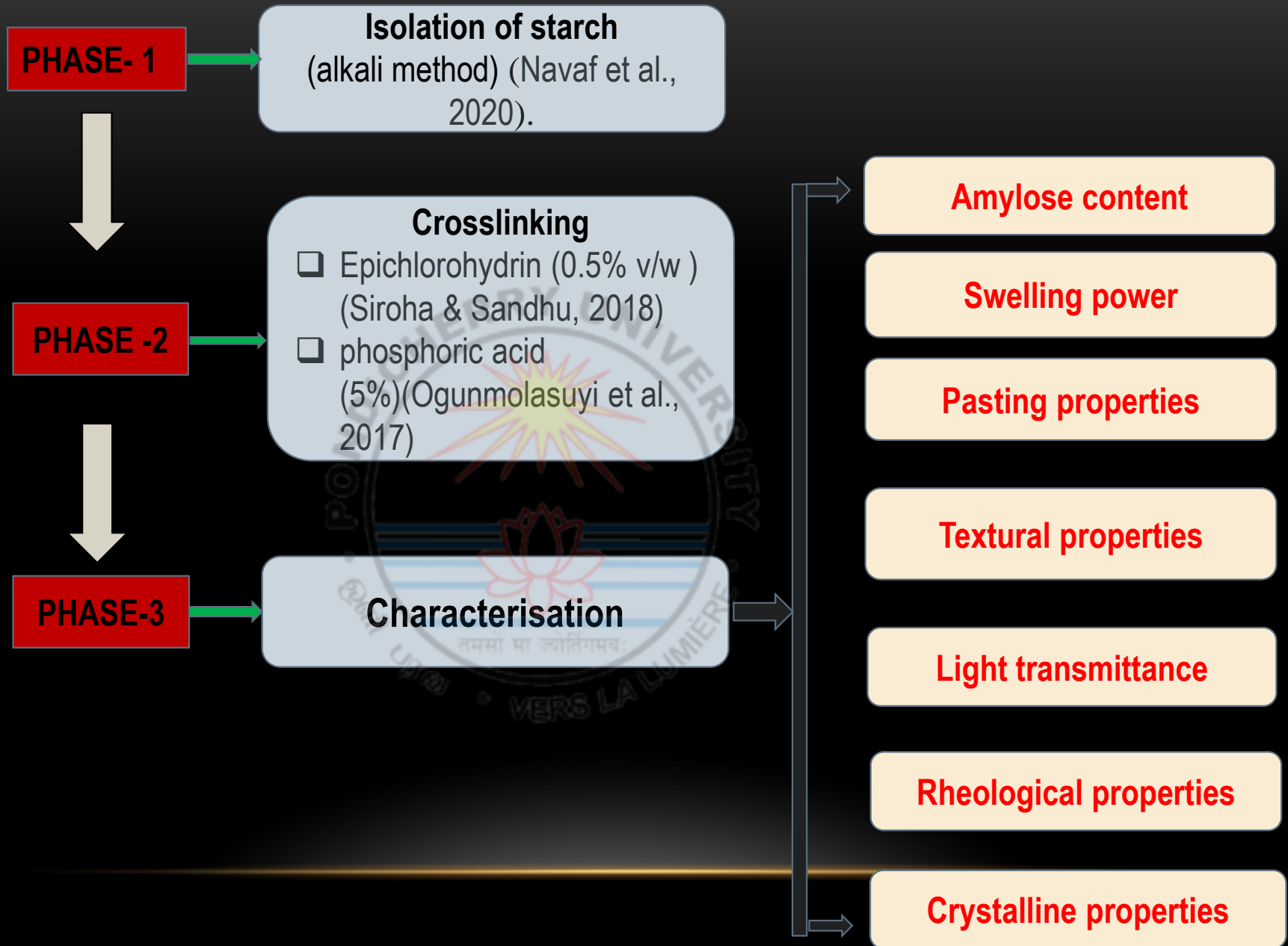
# OBJECTIVES



- To isolate the starch from the flour obtained from the trunk of Talipot palm.
- To modify starch by using epichlorohydrin and phosphoric acid.
- Characterization of modified starches

# PLAN OF WORK





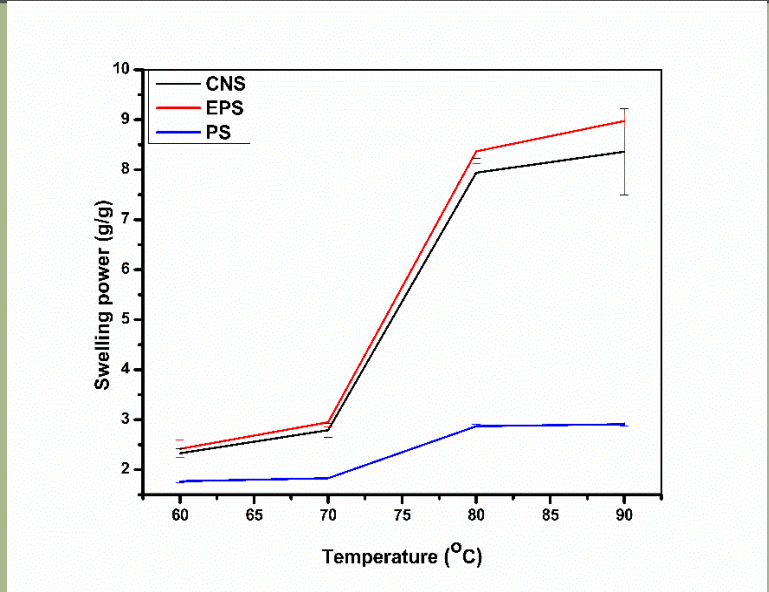
# RESULT & DISCUSSION





# AMYLOSE CONTENT AND SWELLING POWER

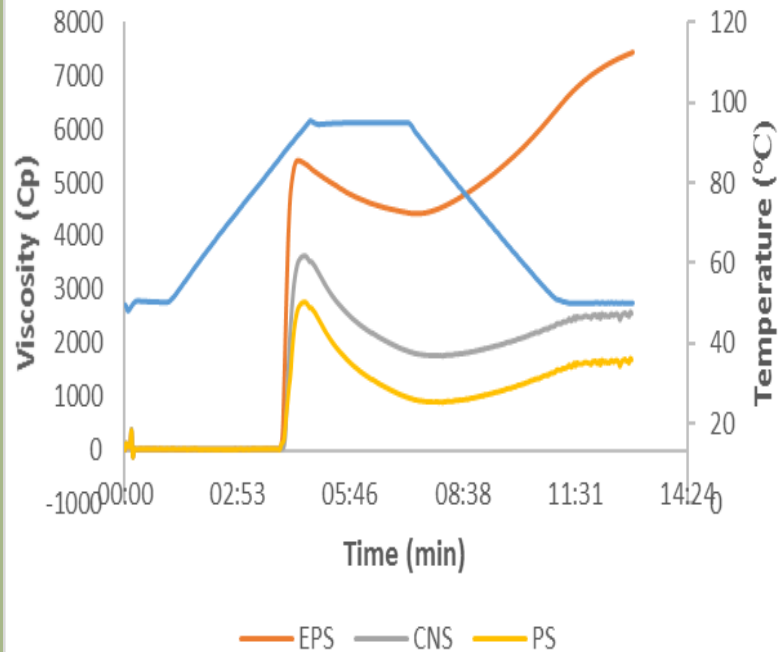
Sample	Amylose (%)
CNS	26.13±0.71 <sup>a</sup>
EPS	19.15±0.34 <sup>c</sup>
PS	21.84±0.51 <sup>b</sup>



- The formation of ester linkages between starch chains in CLS's causes a decrease in the amylose content
- The increased SP of EPS was due to the low degree of cross-linking, which may retain granule integrity and increase the amount of water entrapped in granules.
- The decreased SP of PS is maybe due to the hydrolysis of glycosidic bonds during phosphoric acid treatment



# PASTING PROFILE



	CNS	EPS	PS
PV(cP)	3646	5408	2773
TV(cP)	1765	4417	892
BV(cP)	1881	991	1881
SV(cP)	797	3019	797
FV(cP)	2562	7436	1689

- The increased pasting profile of EPS is due to the lower degree of cross-linking.
- The decreased peak viscosity of PS may be due to lower swelling power caused by the hydrolysis of glycosidic linkages.
- EPS exhibited a higher setback viscosity, and thus have a strong gel.
- cross-linking with the phosphate group restricted the re-orientation of amylose and amylopectin, leading to the decreased setback and final viscosities



## GEL TEXTURAL PROPERTIES

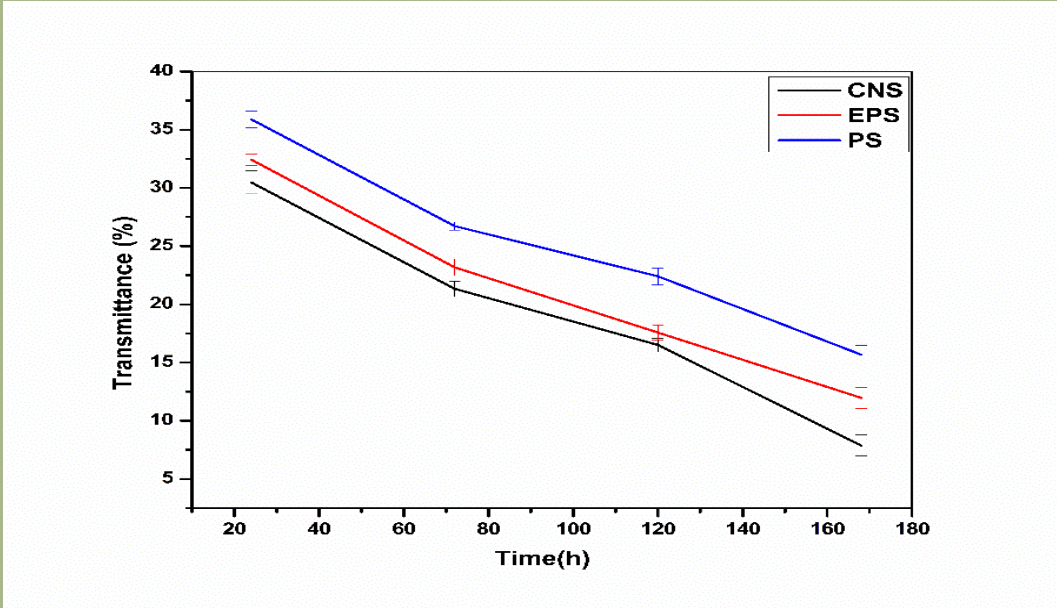


Sample	Hardness (N)	Springiness (mm)	Gumminess (Nmm)	Chewiness (Nmm)	Cohesiveness
CNS	45.54±0.37 <sup>b</sup>	0.91±0.02 <sup>b</sup>	23.36±0.33 <sup>b</sup>	21.22±0.22 <sup>b</sup>	0.52±0.01 <sup>a</sup>
EPS	149.69±1.34 <sup>a</sup>	0.97±0.01 <sup>a</sup>	66.75±0.63 <sup>a</sup>	63.73±0.46 <sup>a</sup>	0.43±0.00 <sup>b</sup>
PS	13.62±0.10 <sup>c</sup>	0.87±0.01 <sup>b</sup>	5.59±0.48 <sup>c</sup>	5.18±0.27 <sup>c</sup>	0.43±0.01 <sup>b</sup>

- The increased hardness of EPS may be due to the higher setback viscosity, resulting in higher re-orientation of starch molecules which form a strong gel.
- The lower gelation capacity and setback viscosity of PS limits the rate at which leached starch molecules reoriented, ending in the development of the weak gel during cold storage



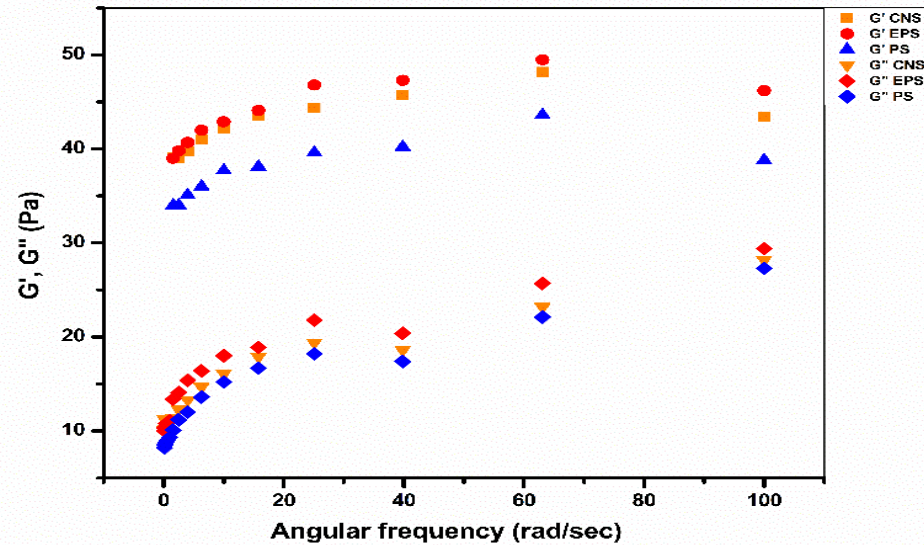
# LIGHT TRANSMITTANCE



- The retrogradation rate, aggregate synthesis, and leaching of starch components, which causes turbidity to occur, are only a few of the variables that affect the light transmittance and paste clarity of starch gel during storage
- The increased light transmittance of EPS is due to high swelling power.
- The smaller, highly light-transparent molecules created by the hydrolysis of starch molecules may be the cause of improved light transmittance and paste clarity of PS



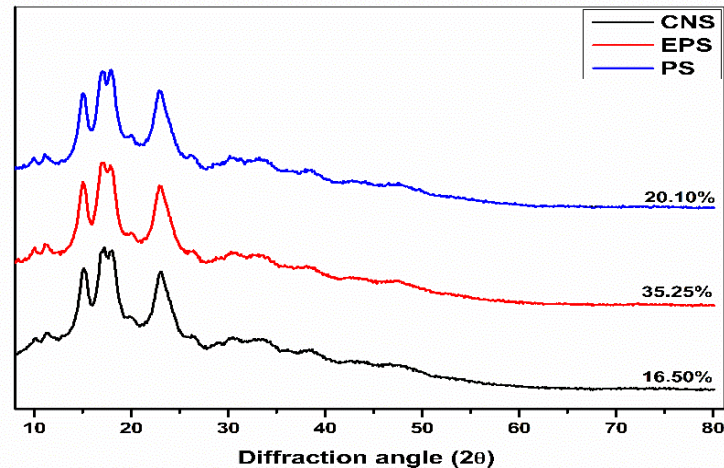
# RHEOLOGICAL PROPERTIES



- The magnitude of  $G'$  and  $G''$  was significantly ( $p \leq 0.05$ ) changed by cross-linking
- The increased  $G'$  and  $G''$  values of EPS is maybe due to the formation of rigid gel with high molecular integrity
- The decreased  $G'$  and  $G''$  values of PS starch are due to the restricted rate of retrogradation, which leads to the development of a weak gel.



## STARCH CRYSTALLINITY



- All the diffractograms exhibited similar pattern characteristics of type A crystalline patterns with diffraction peaks at an angle of  $15.1^\circ$ ,  $17.2^\circ$ ,  $18.1^\circ$ , and  $23.2^\circ$ .
- The creation of a more ordered structure through cross-linking may be the cause of the enhanced RC value of EPS
- the increased RC value of PS could ascribe to the hydrolysis of the amorphous region and the formation of phosphate diester bond, giving increased integrity



## CONCLUSIONS



- Treatment of talipot starch with epichlorohydrin and phosphoric acid significantly changed the functional, pasting, textural, rheological, and structural properties.
- Treatment with epichlorohydrin improved the talipot starch's ability to swell and its pasting characteristics. However, it decreased in phosphoric acid-treated starch.
- Paste clarity of talipot starch was significantly improved in both EPS and PS
- Cross- linked talipot starches can be utilized for various food products like canned food, dairy products, etc.



**Thank you....**

---