

Aquila-Based Model Predictive Control of an Adapted Fridge Display Case Model for Vaccine Preservation †

Adesola T. Bankole ^{1,*}, Habeeb Bello-Salau ¹ and Zaharudeen Haruna ¹

¹ Department of Computer Engineering, Ahmadu Bello University, Zaria 810107, Nigeria; email1@email.com (H.B.-S.); email2@email.com (Z.H.)

* Correspondence: atbankole@abu.edu.ng

† Presented at the 2nd International Electronic Conference on Processes: Process Engineering—Current State and Future Trends (ECP 2023), 17–31 May 2023; Available online: <https://ecp2023.sciforum.net/>.

Abstract: Temperature excursions and vaccine freezing are results of poor temperature control systems used in vaccine cold chain. The use of medium temperature fridges due to inadequate vaccine refrigerators has had great negative impacts on the coverage of national immunization programs in developing countries, as many vaccines are often wasted due to loss of vaccine potency, thereby leading to wastage of investment. To surmount these challenges, an adapted fridge display case model using Aquila-based model predictive control strategy for preserving vaccines at the correct temperature range of 2 °C and 8 °C is proposed. Temperature responses using Aquila-based model predictive controller (AO-MPC) was compared with proportional-integral-derivative (PID) controller. Simulation results show that AO-MPC has better capability in mitigating against the problem of accidental freezing and temperature excursion by keeping the vaccine temperature at 5.8 °C even in the presence of additive disturbances, while the PID controller has oscillations for about 4.5 h before settling at 8 °C. MATLAB 2020a was used to perform all simulations.

Keywords: fridge display case; Aquila optimizer; model predictive controller; vaccine preservation

1. Introduction

Immunization is one of the most successful public health strategies now accessible since it helps avoid major illnesses and saves lives. Programs for immunization are among the most economical ways to avoid disease. The success of these programs significantly depends on how vaccines are handled and stored. Proper vaccine handling and storage practices can play a crucial part in enhancing the health of patients by ensuring that the injected vaccines maintain their efficacy and that vaccine waste is decreased [1]. However, it has been reported that, 17% to 37% of health-care providers expose vaccines to improper storage temperatures [2]. Vaccines are damaged by exposure to excessive cold, heat and/or light. Most vaccines lose potency more quickly in the presence of heat, which shortens their shelf life, while freezing can deteriorate the vaccine and induce hairline fractures in the ampoule, vial, or pre-filled syringe, which may allow the contents to get contaminated. Effectiveness cannot be guaranteed for vaccines unless they have been stored at the correct temperature [3].

The phrase “vaccine cold chain” refers to the methods and tools used to keep vaccinations within the specified temperature range of +2 °C to +8 °C from the time of manufacture until the immunizations are given to people. A cold chain incident happens when a vaccination is exposed to a temperature outside the acceptable range. [4,5]. Poor cold chain can result into cumulative loss of potency of vaccine and ineffective vaccines can result to increased risk of vaccine preventable diseases. World Health Organization (WHO) no longer recommends that freeze-dried vaccines be stored at extremely low temperatures because storing them at such temperatures is unnecessary. Instead, these

Citation: Bankole, A.T.; Bello-Salau, H.; Haruna, Z. Aquila-Based Model Predictive Control of an Adapted Fridge Display Case Model for Vaccine Preservation. *Eng. Proc.* **2023**, *37*, x.

<https://doi.org/10.3390/xxxxx>

Published: 17 May 2023



Copyright: © 2023 by the authors. Submitted for possible open access publication under the terms and conditions of the Creative Commons Attribution (CC BY) license (<https://creativecommons.org/licenses/by/4.0/>).

vaccines should be kept in refrigeration and transported at +2° to +8 °C [6]. Despite the high-level advocacy for adequate and routine budgeting of cold chain expenses, most developing nations still face difficulties in realizing significant and sustained improvements in the vaccine cold chain due to large investments involved in equipment replacement. There is therefore, a need to introduce technical innovations into the immunization programs, in order to reinvigorate the immunization efforts by achieving an improved cold chain that is capable of strengthening the immunization program [7].

Although, the World Health Organization (WHO) and United Nations International Children's Emergency Fund (UNICEF) provides up-to-date guidelines and procedures for proper vaccine storage—such as the use of ice packs and temperatures monitoring and recording by the operator twice every twenty-four hours—yet, they are often ignored or prone to human error. Other solution strategies, such as the development of new vaccines that are resistant to freezing and the use of Phase Change Materials (PCM) are costly. The use of explorative super cooling technology for prevention of freeze damages in vaccines was presented in [8]. Loss of vaccine emanating from accidental freezing was reduced by using temperature recorders in [9], however, the risk of freezing still exist using the device. Cold chain systems in [10] still rely on the use of stem thermometers, however, they were unable to effectively detect temperature excursions that is needed to be prevented. Lack of efficient temperature control systems for thermo-sensitive vaccines remains one of the critical factors responsible for WHO's inability to achieve routine global immunization solutions.

Model Predictive Controller (MPC) has been used for refrigeration system control in [11], however, their implementation did not consider the use of optimization algorithms for improvement in system performance and violation of temperature constraints were reported. Smell agent optimization algorithm developed by [12] was used in [13] for a simple thermal system, however, the temperature responses are focused on food preservation and are not within the recommended temperature range required for vaccine preservation. Particle swarm optimization (PSO) for enhancement of refrigeration system control was reported in [14], however, the system responses are unfit to be used for vaccination purposes. Therefore, the need for an optimal control methodology for medium temperature vapour compression refrigerators, used in most clinics and hospitals in developing countries, that are specifically tailored towards proper vaccine storage application still remains a gap in literature.

Therefore, this paper proposes a metaheuristic based model predictive control strategy using Aquila optimizer to tune the parameters of the MPC in order to maintain the fridge temperature within the recommended bounds even in the presence of disturbances. Aquila optimizer is chosen due to its simple structure, high search efficiency, strong global exploration ability and fast convergence speed.

The outline this paper is as follows: Section 2 presents the fridge display case model, linear model predictive controller and Aquila optimization algorithm. Simulation results and discussions are presented in Section 3. Finally, Section 4 concludes the paper.

2. Materials and Methods

2.1. Dynamic Model of a Fridge Display Case

A fridge display case model is made up of the expansion valve and the evaporator whose dynamics are affected by both the goods temperature (T_{goods}), air temperature (T_{air}) and the temperature of the walls of the refrigerated space (T_{wall}) [15].

The formulation of the fridge display case model is based on lumped parameter analysis. The nonlinear model of the system is summarized as:

$$\dot{T}_{goods} = -\frac{UA_{ga}}{M_{goods}c_{p_{goods}}}T_{goods} + \frac{UA_{ga}}{c_{p_{goods}}}T_{air} \quad (1)$$

$$\dot{T}_{air} = \frac{UA_{ga}}{M_{air}C_{P_{air}}}T_{goods} + \frac{UA_{ga}+UA_{aw}}{M_{air}C_{P_{air}}}T_{air} + \frac{UA_{aw}}{M_{air}C_{P_{air}}}T_{wall} + \frac{\dot{Q}_{airload}}{M_{air}C_{P_{air}}} \quad (2)$$

$$\dot{T}_{wall} = \frac{UA_{aw}}{M_{wall}C_{P_{wall}}}T_{air} + \frac{UA_{aw}+UA_{wr}M_{refrig}}{M_{wall}C_{P_{wall}}}T_{wall} + \frac{UA_{wr}(-4.35P_{suc}^2+29.20P_{suc}-51.20)}{M_{wall}C_{P_{wall}}M_{refrigmax}}M_{refrig} \quad (3)$$

$$\dot{M}_{refrig} = V_p \left(\frac{M_{refrigmax} - M_{refrig}}{\tau_{fill}} \right) + (V_p - 1) \left(\frac{UA_{wr} \frac{M_{refrig}}{M_{refrigmax}} (T_{wall} + 4.35P_{suc}^2 - 29.20P_{suc} + 51.20)}{(0.022P_{suc}^2 - 0.17P_{suc} + 2.30) \cdot 10^5} \right) \quad (4)$$

where $UA_{wr} = UA_{wall \rightarrow refrigerant}$, $UA_{ga} = UA_{goods \rightarrow air}$, $UA_{aw} = UA_{air \rightarrow wall}$

Derivation of the state-space model was achieved through linearization as shown below:

$$\dot{x} = Ax(t) + Bu(t) + Ed(t) \quad (5)$$

$$y(t) = Cx(t) + Du(t) \quad (6)$$

Therefore, linearized system is given as:

$$\begin{bmatrix} \dot{T}_{goods} \\ \dot{T}_{air} \\ \dot{T}_{wall} \\ \dot{M}_{refrig} \end{bmatrix} = A \begin{bmatrix} T_{goods} \\ T_{air} \\ T_{wall} \\ M_{refrig} \end{bmatrix} + B \begin{bmatrix} V_p \\ P_{suc} \end{bmatrix} + E[Q_{airload}] \quad (7a)$$

$$\begin{bmatrix} T_{goods} \\ T_{air} \end{bmatrix} = C \begin{bmatrix} T_{goods} \\ T_{air} \\ T_{wall} \\ M_{refrig} \end{bmatrix} + D \begin{bmatrix} V_p \\ P_{suc} \end{bmatrix} \quad (7b)$$

The system parameters used are given in Table 1 below:

Table 1. This table shows the system parameters used which are derived from [15].

Parameter	Value	Unit
M_{goods}	1200	kg
M_{air}	125	kg
M_{wall}	180	kg
$M_{refrigmax}$	0.6	kg
$UA_{goods \rightarrow air}$	600	$J s^{-1} K^{-1}$
$UA_{wall \rightarrow refrigerant}$	900	$J s^{-1} K^{-1}$
$C_{P_{goods}}$	3917	$\frac{J}{kg \cdot K}$
$C_{P_{air}}$	1000	$\frac{J}{kg \cdot K}$
$C_{P_{wall}}$	385	$\frac{J}{kg \cdot K}$
τ_{fill}	40	s
$UA_{air \rightarrow wall}$	500	$J s^{-1} K^{-1}$
UA_{amb}	60	$J s^{-1} K^{-1}$
$T_{wall,0}$	-4.2442	$^{\circ}C$
$M_{refrig,0}$	0.0669	kg
$P_{suc,0}$	1.4	bar

Where, M_{goods} , M_{air} , M_{wall} and M_{refrig} denote the mass of goods, mass of air in the display case, mass of air in the evaporator wall and the mass of refrigerant in the evaporator respectively. Also, Cp_{goods} , Cp_{air} and Cp_{wall} denote the specific heat capacities of goods, air and evaporator wall respectively. Then, $UA_{goods \rightarrow air}$, $UA_{air \rightarrow wall}$, UA_{amb} and $UA_{wall \rightarrow refrigerant}$ are the heat transfer coefficients between goods and air, heat transfer coefficient between air and wall, heat transfer coefficient of the ambient air and the heat transfer coefficient with the evaporator filled up. Moreover, τ_{fill} is the time to fill the evaporator when the valve is open and all variables with a subscript of '0' represent a fixed workpoint value for that variable. Finally, V_p , P_{suc} and $Q_{airload}$ are the valve opening, suction pressure and the heat flow rate from the ambient air to the air in the display case respectively.

2.2. Linear Model Predictive Controller

Model Predictive Control (MPC) is an advanced algorithm that utilizes the dynamic model of the process to predict its future behaviour over a finite time horizon, and compute an optimal control input that minimizes the cost function while satisfying the system constraint. It can be mathematically represented below:

$$\min\{\sum_{k=0}^{N-1}(\|y_{t+k} - r(t)\|^2 + \rho \|u_{t+k} - u_r(t)\|^2)\} \tag{8}$$

$$s. t. : x_{t+k+1} = f(x_{t+k}, u_{t+k}) \tag{9}$$

$$y_{t+k} = g(x_{t+k}, u_{t+k}) \tag{10}$$

$$u_{min} \leq u_{t+k} \leq u_{max} \tag{11}$$

$$y_{min} \leq y_{t+k} \leq y_{max} \tag{12}$$

$$x_t = x(t), k = 0, \dots, N - 1 \tag{13}$$

According to receding horizon concept, the optimal sequence is gotten over N steps, while the first optimal control action $u^*(t)$ is used. New measurements/state estimates are gotten at time $t + 1$, and the process of optimization is repeated [16].

2.2.1. Objective Function

The objective function for the vaccine temperature control problem is formulated as integral square error due to its ability to eliminate large errors (in temperature deviations) quickly. It is given as:

$$f(x) = \min \sum_{i=1}^N (T_{air} - T_{air_{reference}})^2 \tag{14}$$

where $T_{air_{reference}}$ represents the acceptable temperature range for vaccine preservation, that is, the range of 2 °C to 8 °C.

The constraints are:

$$T_{air_{min}} \leq T_{air} \leq T_{air_{max}} \tag{15}$$

$$T_{goods_{min}} \leq T_{goods} \leq T_{goods_{max}} \tag{16}$$

$$V_{p_{min}} \leq V_p \leq V_{p_{max}} \tag{17}$$

$$P_{suc_{min}} \leq P_{suc} \leq P_{suc_{max}} \tag{18}$$

$$\dot{Q}_{amb-air_{min}} \leq \dot{Q}_{amb-air} \leq \dot{Q}_{amb-air_{max}} \tag{19}$$

where all variables with a subscript ending with *min* and *max* represent the minimum and maximum values used for that variable. The MPC parameters chosen to be tuned in this research are the prediction horizon and the control horizon.

2.2.2. Aquila Optimizer

Aquila optimizer (AO) is a novel nature-inspired, population-based optimization algorithm. It uses the hunting strategies of Aquila birds to stochastically find solution to engineering optimization problems. It starts with the population of candidate solutions (X) which lies between the upper bound (UB) and lower bound (LB) of the optimization problem.

$$X_{i,j} = rand \times (UB_j - LB_j) + LB_j, \quad i = 1, 2, \dots, N \text{ and } j = 1, 2, \dots, Dim \quad (20)$$

where X represents a set of candidate solutions at the current state, that are randomly generated by using Equation (20), X_i refers to the positions of the i th solution, N represents the total number of candidate solutions, and Dim represents to the size of the problem dimension. Here, *rand* stands for a random number, LB_j is the j th lower bound and UB_j represents the j th upper bound. The detailed mathematical modelling is explained in Abualigah et al. [20].

3. Results and Discussions

Two step inputs with initial value (lower bound) of 2 °C and final value (upper bound) of 8 °C were used as reference trajectories for air and goods temperatures. The PID parameters are $K_p = 0.1, K_i = 0.1, K_d = 0.08$, selected through the use of PID tuner in SIMULINK. The model was simulated for seven days (604,800 s). An output step disturbance with initial value of zero and final value of 4, was added at the output to depict the effect of door opening by the operator. The lower and upper bounds of the input constraints are: valve (0 and 1), suction pressure (1.2 and 2 bar) and ambient temperature (9 and 30 °C). Due to the significant computational demand, the MATLAB-based Aquila optimization algorithm was created and simulated on a desktop computer with an Intel Core i7 (3.6 GHz) CPU and 8 GB of RAM. The tuned prediction and control horizon values, sampling time and weights of the linear MPC are: $N_p = 70, N_u = 2, T_s = 5secs, Q(t) = diag(0.5, 1.2, 1.1)$ and $R(t) = diag(1, 1)$.

From Figures 1 and 2, it can be observed that, by using AO-MPC, both the vaccine temperature and display case temperature settled at 5.98 °C, which is within the recommended temperature range for vaccine storage. This implies that, the quality of any vaccine that will be kept in the refrigerated space will be maintained even in the presence of output disturbances such as door opening of the refrigerator. This shows that, AO-MPC is robust in accommodating bounded external disturbances.

From Figures 3 and 4, it can be observed that, the vaccine and the display case temperature responses have initial oscillations for about 16,200 s (i.e 4.5 h) before finally settling at 8 °C. This implies that, temperature excursions occurred during the period of oscillation, making the stored vaccine temperature to go beyond the recommended range, which is detrimental to vaccine potency. Therefore, it can be deduced that, PID controller is not suitable for the control of a fridge display case for the purpose of vaccine preservation.

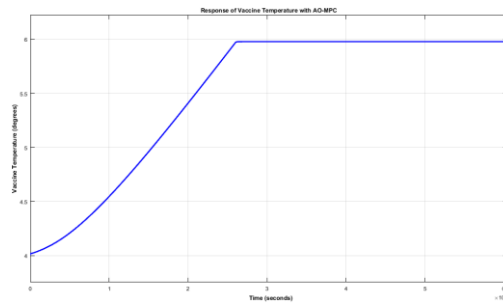


Figure 1. vaccine temperature using AO-MPC.

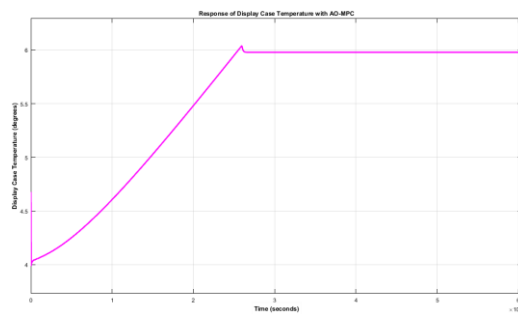


Figure 2. display case temperature using AO-MPC.

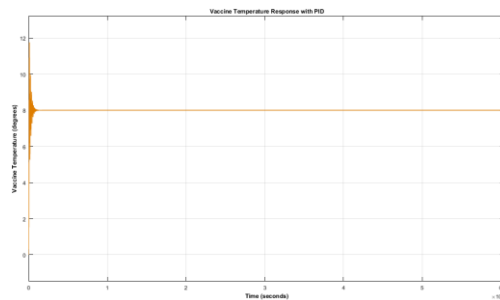


Figure 3. vaccine temperature using PID.

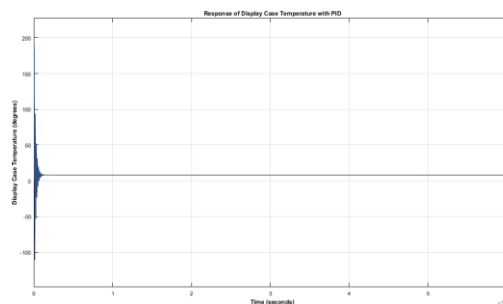


Figure 4. display case temperature using PID.

4. Conclusions

A metaheuristic-based model predictive control strategy using Aquila optimizer for adapting a medium temperature fridge display case for vaccines preservation in primary health care centers of developing countries, where professional vaccine refrigerators are inadequate, is presented. The Aquila optimizer was able to stochastically determine the prediction and control horizon of the linear MPC by tuning. The use of AO-MPC was able to maintain the vaccine temperature within the recommended temperature range of 2 °C and 8 °C, as recommended by the drug authority, while the use of PID had initial oscillations above the recommended temperature range for about 4.5 h before finally settling at

8 °C. This shows that AO-MPC outperformed PID controller in the presence of additive disturbances, such as opening of the fridge display case, which could lead to infiltration of heat load from the environment. The AO-MPC was found to be robust because can accommodate external disturbances while maintaining the temperature constraints needed for vaccine safety and quality. This adaptation strategy will help to bridge the technical gaps in immunization programs in developing countries. Data driven modelling and control will be the main topics of future research.

Author Contributions: Conceptualization, A.T.B.; methodology, A.T.B. and Z.H.; software, A.T.B.; supervision, H.B.-S. All authors have read and agreed to the published version of the manuscript.

Funding: This research received no external funding.

Institutional Review Board Statement: Not applicable.

Informed Consent Statement: Not applicable.

Data Availability Statement: Not applicable.

Acknowledgments: the constructive criticisms of the computer and control group of Ahmadu Bello University is gratefully acknowledged.

Conflicts of Interest: The authors declare no conflict of interest.

References

1. Vaccine storage and handling guidelines, Ontario. Available online: https://www.health.gov.ng.ca/en/pro/programs/public-health/oph_standards/docs/reference/vaccine%20_storage_handling_guidelines_en.pdf (accessed on 20 January 2022).
2. Bowles, S. Storage and Handling of Vaccines in the Cold Chain. 2017. Available online: <https://immunize.ca/sites/default/files/resources/1877e.pdf> (accessed on 28 May 2022).
3. NHS England: Midlands and East (Central Midlands: Leicestershire and Lincolnshire). Policy and Procedure for Maintaining the Vaccine Cold Chain. Available online: <https://www.england.nhs.uk/mids-east/wp-content/uploads/sites/7/2015/07/cold-chain.pdf> (accessed on 20 December 2022).
4. Ashok, A.; Brison, M.; LeTallec, Y. Improving cold chain systems: Challenges and solutions. *Vaccine* **2016**, *35*, 2217–2223. <https://doi.org/10.1016/j.vaccine.2016.08.04>.
5. Pambudi, N.A.; Sarifudin, A.; Gandidi, I.M.; Romadhon, R. Vaccine cold chain management and cold storage technology to address the challenges of vaccination programs. *Energy Rep.* **2022**, *8*, 955–972. <https://doi.org/10.1016/j.egy.2021.12.039>.
6. The Department of Health, Republic of South Africa. Guidelines for Handling Temperature Sensitive Vaccines and Pharmaceuticals. Available online: https://www.westerncape.gov.za/assets/departments/health/FP/cold_chain_and_immunisation_operations_manual_-_guidelines_for_handling_temperature_sensitive_vaccines_and_pharmaceuticals_2015_ndoh.pdf (accessed on 30 June 2022).
7. Final Report—National Cold Chain Management Information System. Panama City, Panama, 2006. Available online: <https://www.path.org/resources/final-report-cold-chain-workshop/>(accessed on 5 June 2022).
8. Jun, S.; Ko, Y.; Lee, S.H. Explorative Supercooling Technology for Prevention of Freeze Damages in Vaccines. *Appl. Sci.* **2022**, *12*, 3173. <https://doi.org/10.3390/app12063173>.
9. Lloyd, J.; Lydon, P.; Ouhichi, R.; Zaffran, M. Reducing the loss of vaccines from accidental freezing in the coldchain: The experience of continuous temperature monitoring in Tunisia. *Vaccine* **2015**, *33*, 902–907.
10. Kartoglu, U.; Milstien, J. Tools and approaches to ensure quality of vaccines throughout the cold chain, *Expert Review of Vaccines*, **2014**, *13*, 843–854. <https://doi.org/10.1586/14760584.2014.923761>.
11. Shafei, S.E.; Rasmussen, H.; Stoustrup, J. Model predictive control for a thermostatic controlled system. In Proceedings of the European Control Conference (ECC) 2013, Zurich, Switzerland, 17–19 July 2013; pp. 1559–1564.
12. Salawudeen, A.T.; Mu'azu, M.B.; Sha'aban, Y.A.; Adedokun, A.E. A Novel Smell Agent Optimization (SAO): An Extensive CEC Study and Engineering Application. *J. Knowl. Based Syst.* **2021**, *232*, 107486.
13. Bankole, A.T.; Moses, S.O.; Ibitoye, T.Y. Smell Agent Optimization Based Supervisory Model Predictive Control for Energy Efficiency Improvement of a Cold Storage System. In Proceedings of the IEEE Nigeria 4th International Conference on Disruptive Technologies for Sustainable Development, 2022, Nile University, Abuja, Nigeria, 5–7 April 2022; pp. 1–5. <https://doi.org/10.1109/NIGERCON54645.2022.9803096>.
14. Zhou, X.; Wang, B.; Liang, L.; Yan, J.; Pan, D. An operational parameter optimization method based on association rules mining for chiller plants. *J. Build. Eng.* **2019**, *26*, 100870.
15. Vinther, K.; Rasmussen, H.; Izadi-Zamanabadi, R.; Stoustrup, J.; Alleyne, A.G. Learning-based precool algorithms for exploiting foodstuff as thermal energy reserve. *IEEE Trans. Control. Syst. Technol.* **2015**, *23*, 557–569. <https://doi.org/10.1109/TCST.2014.2328954>.

-
16. Abualigah, L.; Yousri, D.; Abd-Elaziz, M.; Ewees, A.A.; Al-qaness, M.A.A.; Gandomi, A.H. Aquila optimizer: A novel metaheuristic optimization algorithm. *J. Comput. Ind. Eng.* **2021**, *157*, 107250.

Disclaimer/Publisher's Note: The statements, opinions and data contained in all publications are solely those of the individual author(s) and contributor(s) and not of MDPI and/or the editor(s). MDPI and/or the editor(s) disclaim responsibility for any injury to people or property resulting from any ideas, methods, instructions or products referred to in the content.