

Treatment of Swine Wastewater Using Almond and Cherry By-products as Coagulants [†]

Ana Gomes ^{1,2}, Nuno Jorge ¹, José A. Peres ¹ and Marco S. Lucas ^{1,*}

¹ Chemistry Center - Vila Real (CQVR), Chemistry Department, University of Trás-os-Montes and Alto Douro, Quinta de Prados 5000-801, Vila Real, Portugal

² Centre for the Research and Technology of Agro-Environmental and Biological Sciences (CITAB), University of Trás-os-Montes and Alto Douro, Quinta de Prados, 5000-801, Vila Real, Portugal

* Correspondence: mlucas@utad.pt

† Presented at the 4th International Electronic Conference on Applied Sciences, 27 October –10 November 2023.

Abstract: Swine wastewater (SW) has a high content of organic matter, nutrients and hazardous pollutants which can lead to eutrophication, posing a significant environmental problem. In this study, SW was treated through a coagulation-flocculation (CF) process. Moreover, almond and cherry by-products were used as coagulants. The results showed a removal of chemical oxygen demand (COD), turbidity and total suspended solids (TSS) of 16.9, 43.3 and 61.4%, respectively, for almond hull (AH) and 13.5, 61.7 and 73.2%, respectively, for cherry pit (CP) at optimal experimental conditions (pH 3.0 and 0.1 g/L of coagulant). It can be concluded that the CF process depends on the pH level and coagulant concentration. Additionally, the application of by-products as coagulants proved to be successful in the SW treatment.

Keywords: Swine wastewater; coagulation-flocculation; plant-based coagulants; sustainability.

1. Introduction

There is a rise in global swine farms to meet the increasing demand for proteins, resulting in a significant amount of swine wastewater (SW). The SW is characterized by a high amount of organic matter, suspended solids, nitrogen and phosphorous. Moreover, it is an important source of antibiotics and hormones in the environment due to their intensive application in the swine industries [1]. The discharge of SW without proper treatment into water bodies leads to the consequent degradation of the environment.

Different SW treatments can be employed such as traditional methods (*e.g.*, chemical, physical and biological) and advanced oxidation processes (AOPs) [2, 3]. AOPs are a promising technology for wastewater treatment. However, its implementation in industries represents additional costs. Therefore, the combination of AOPs with other wastewater treatments should be considered to optimize the cost-effectiveness of the treatment process [4]. The coagulation-flocculation (CF) process is used to remove organic and inorganic substances and colloidal particles during wastewater treatment. The efficiency of CF depends on the operational condition (*e.g.*, pH and temperature), wastewater characteristics and coagulant type. Studies focused on plant-based coagulants have demonstrated its efficiency during CF treatment [5, 6]. These coagulants are water-soluble proteins containing positive charges that bind with the negatively charged particles which cause turbidity in wastewater [7]. The principal advantages of using plant-based coagulants are biodegradability, safety for the human population and the environment, cost-effectiveness, sustainability, reduction of waste and application of abundant resources [8]. Furthermore, the application of plant-based coagulants promotes a sustainable economy

Citation: To be added by editorial staff during production.

Academic Editor: Firstname Last-name

Published: date



Copyright: © 2023 by the authors. Submitted for possible open access publication under the terms and conditions of the Creative Commons Attribution (CC BY) license (<https://creativecommons.org/licenses/by/4.0/>).

and valorises food and agriculture waste since several by-products and invasive plants can be used [5, 9].

Considering these factors, this work aims to optimise the CF process with the application of almond hull (AH) and cherry pit (CP) as coagulants to treat SW.

2. Material and Methods

2.1. Swine wastewater sampling

The swine wastewater (SW) was collected from a swine farm located in Douro region, North of Portugal. The samples were stored in plastic containers, transported to the laboratory and kept at -40°C until used.

2.2. Analytical techniques

To characterise the swine wastewater (SW), different physical-chemical parameters were determined including chemical oxygen demand (COD), turbidity and total suspended solids (TSS). Table 1 presents the characteristics of SW.

Table 1. Characterisation of swine wastewater.

Parameters.	Value
pH	7.5 ± 0.1
Electrical conductivity ($\mu\text{S}/\text{cm}$)	90 ± 8.2
Turbidity (NTU)	4800 ± 18
Total suspended solids – TSS (mg/L)	5100 ± 22
Chemical oxygen demand – COD (mg O_2/L)	$24\,557 \pm 102$
Biochemical oxygen demand – BOD ₅ (mg O_2/L)	$12\,883 \pm 236$
Nitrates (ppm)	1343 ± 136
Phosphate (mg $\text{P}_2\text{O}_5/\text{L}$)	137 ± 2
Biodegradability – BOD ₅ /COD	0.52

2.3. Preparation of natural coagulants

The samples of almond (*Prunus dulcis*) and cherry (*Prunus avium*) were obtained directly from producers of Douro region, North of Portugal. In the laboratory, the almond hull (AH) and cherry pit (CP) were washed and dried in an oven at 70°C for 24 h. Then, each coagulant was grounded using a groundnut miller, cooled and stored in a closed plastic jar.

2.4. Coagulation-flocculation experimental set-up

The coagulation-flocculation (CF) process was performed in a Jar-test device (ISCO JF-4, Louisville, KY, USA), with four mechanical agitators powered by a regulated speed engine. Each coagulant was mixed with the samples of SW under a fast mix of 150 rpm/3 min and a slow mix of 20 rpm/20 min, at ambient temperature (25°C), as described previously [4]. To optimise the CF process, different levels of pH (3.0, 6.0, natural and 9.0) and coagulant concentrations (0.1, 0.5, 1.0 and 2.0 g/L) were tested. The samples stayed in sedimentation overnight and were subsequently collected for analysis. All the experiments were carried out in triplicate. Figure 1 illustrates the CF process to treat the SW.

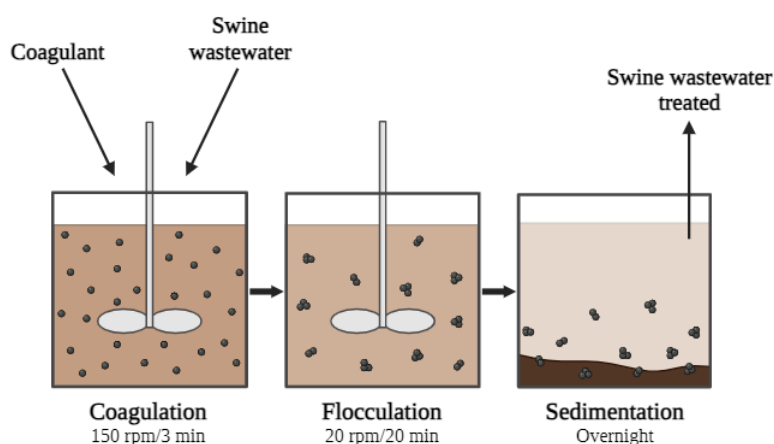


Figure 1. Coagulation-flocculation experimental setup.

2.5. Statistical analysis

The data was checked for normality using the Shapiro-Wilk test and the equal population variances using the Brown-Forsythe test. One-way analysis of variance (ANOVA) with Tukey's post-hoc multiple comparisons were used for normal data and findings were presented as mean and standard deviation (GraphPadPrism version 9.0). P-values were considered significant when $p < 0.05$.

3. Results and discussion

3.1. Coagulation-flocculation: almond hull

The almond hull (AH) was used as a coagulant during the coagulation-flocculation (CF) experiments. Different pH values were tested (3.0, 6.0, natural and 9.0) to optimise the CF process (Figure 2). When pH 3.0 was used a significant removal of chemical oxygen demand (COD), turbidity and total suspended solids (TSS) was observed, 15.9, 51.4 and 67.3%, respectively. Moreover, the turbidity and TSS removal effectiveness slightly reduces as the pH value increases. Previous studies using plant-based coagulants reported that the negatively charged of wastewater at lower pH, may accelerates the adsorption process of the particles into protein-contained coagulants increasing the turbidity and TSS removals [4, 10]. Therefore, pH 3.0 was chosen to test different concentrations of coagulant.

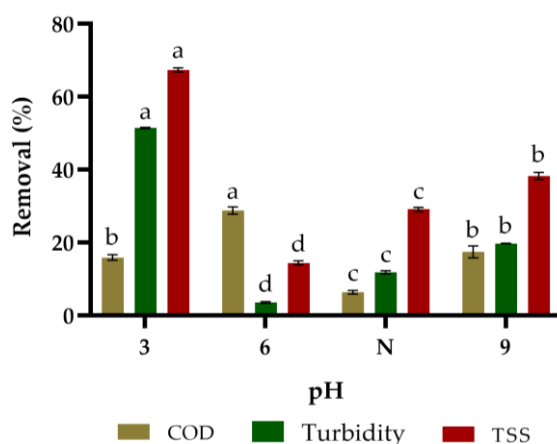


Figure 2. Coagulation-flocculation experiments with the application of almond hull (AH): optimisation of pH (3.0, 6.0, natural (N) and 9.0) under the following conditions: [AH] = 1.0 g/L; fast mix = 150 rpm/3 min.; slow mix = 20 rpm/20 min; sedimentation = overnight. The different letters represent the statistically significant differences ($p < 0.05$).

The AH concentrations 0.1, 0.5, 1.0 and 2.0 g/L were tested to optimise the CF process (Figure 3). It was observed that 0.1 g/L of AH presented a significant removal of COD, turbidity and TSS, respectively, 16.9, 43.3 and 61.4%. As the coagulant concentration increased, the removal percentage of the evaluated parameters decreased. A study carried out by Maurya and Daverey (2018), observed that high dosages of plant-based coagulants (banana peel powder, papaya seed powder and neem leaf powder) had a negative impact on the coagulation activity [11]. Thus, the results are in accordance with the previous literature.

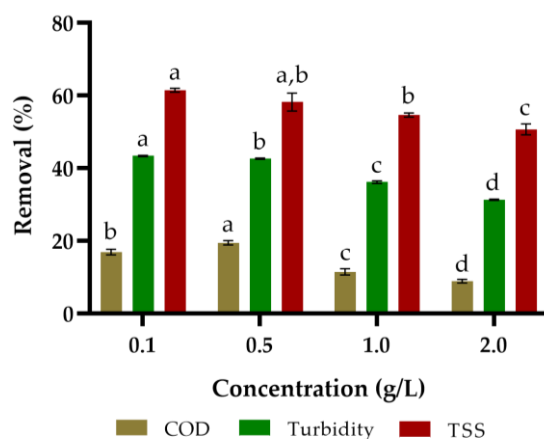


Figure 3. Coagulation-flocculation experiments using almond hull (AH): optimisation of AH concentration (0.1, 0.5, 1.0 and 2.0 g/L) under the following conditions: pH = 3.0; fast mix = 150 rpm/3 min.; slow mix = 20 rpm/20 min.; sedimentation = overnight. The different letters represent the statistically significant differences ($p < 0.05$).

3.2. Coagulation-flocculation: cherry pit

Different pH values (3.0, 6.0, natural and 9.0) were tested to optimise the CF process. As can be seen in Figure 4, the pH 3.0 presented a significant removal of COD, turbidity and TSS (13.6, 74.8 and 13.5%). Among the different factors that contribute to greater CF efficiency, pH plays an important role during this process, as it prompts various mechanisms that assist on CF process. Previous studies have demonstrated similar results with the application of plant-based coagulants in CF experiments [4, 12]. Som *et al.*, (2023) observed that pH is the factor that most affects the TSS removal registering the highest TSS removal at the lowest pH level [12].

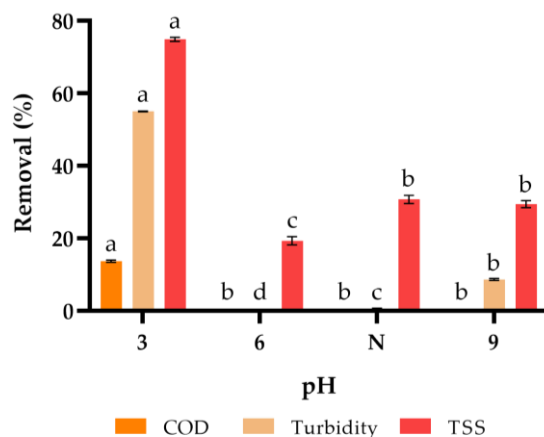


Figure 4. Application of cherry pit (CP) as a coagulant in the coagulation-flocculation process: optimisation of pH (3.0, 6.0, natural (N) and 9.0) under the following conditions: [CP] = 1.0 g/L; fast mix

= 150 rpm/3 min.; slow mix = 20 rpm/20 min; sedimentation = overnight. The different letters represent the statistically significant differences ($p < 0.05$).

The pH 3.0 was chosen to test the different concentrations of cherry pit (CP) (0.1, 0.5, 1.0 and 2.0 g/L). The results showed that 0.1 g/L of CP achieved the greatest COD, turbidity and TSS removals (13.5, 61.7 and 73.2%) (Figure 4). The application of different coagulant concentrations is important in terms of economy to guarantee a cost that can be carried by the industries and to prevent inappropriate coagulant dosing during wastewater treatment [12]. Similar results were obtained in previous studies with plant-based coagulants [11, 12].

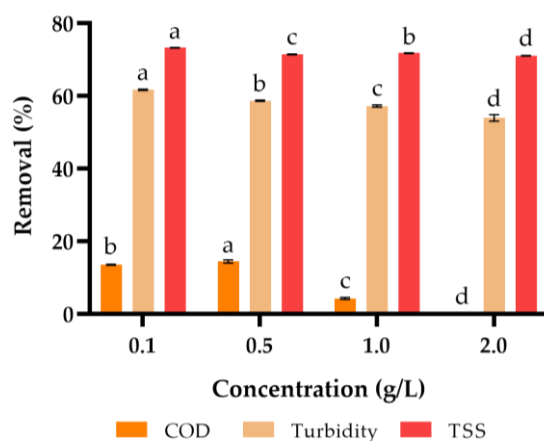


Figure 4. Application of cherry pit (CP) as a coagulant in the coagulation-flocculation process: optimisation of CP concentration (0.1, 0.5, 1.0 and 2.0 g/L) under the following conditions: pH = 3.0; fast mix = 150 rpm/3 min.; slow mix = 20 rpm/20 min; sedimentation = overnight. The different letters represent the statistically significant differences ($p < 0.05$).

4. Conclusions

The increase in population drives to the increase of animal protein consumption being pork meat among the most consumed globally. Moreover, the swine wastewater (SW) poses a high environmental risk if discharged into water bodies without a proper treatment. It is important to treat this wastewater and, when possible, valorise it to promote a circular economy. In this work, a coagulation-flocculation (CF) experiment was carried out using almond hull (AH) and cherry pit (CP) as natural coagulants to treat SW. The results showed that the optimal conditions were achieved at pH 3.0 and 0.1 g/L of coagulant. Furthermore, it is observed a COD, turbidity and TSS removal of 16.9, 43.3 and 61.4%, respectively, for AH and 13.5, 61.7 and 73.2%, respectively, for CP.

It can be concluded that the CF process depends on the pH level and coagulant concentration. The increase of these two factors tends to decrease the CF efficiency. Moreover, the utilisation of AH and CP, by-products of food industry, proved to be effective in the treatment of SW. It is important to continue with studies that carry out the effective treatment of wastewater through sustainable methods.

Author Contributions: Conceptualization, A.G. and N.J.; methodology, A.G. and N.J.; software, A.G.; validation, A.G. and N.J.; formal analysis, A.G.; investigation, A.G.; resources, A.G. and M.S.L.; data curation, A.G.; writing—original draft preparation, A.G.; writing—review and editing, A.G., J.A.P. and M.S.L.; visualization, A.G., J.A.P. and M.S.L.; supervision, M.S.L.; project administration, J.A.P. and M.S.L.; funding acquisition, M.S.L. All authors have read and agreed to the published version of the manuscript.

Funding: The authors are grateful for the financial support of the project OBTain - Objective Building Sustainability (NORTE-01-0145 FEDER-000084).

Institutional Review Board Statement: Not applicable.

Informed Consent Statement: Not applicable.

Data Availability Statement: Not applicable.

Acknowledgments: The authors are grateful for the support of the project OBTain - Objective Building Sustainability (NORTE-01-0145 FEDER-000084) and Fundação para a Ciência e a Tecnologia (FCT) to CQVR (UIDB/00616/2020).

Conflicts of Interest: The authors declare no conflict of interest.

References

1. Cheng, D.; Ngo, H.H.; Guo, W.; Chang, S.W.; Nguyen, D.D.; Liu, Y.; Wei, Q.; Wei, D. A critical review on antibiotics and hormones in swine wastewater: Water pollution problems and control approaches. *J. Hazard. Mater.* **2020**, *387*, 121682.
2. Liu, Z.; Hosseinzadeh, S.; Wardenier, N.; Verheust, Y.; Chys, M.; Hulle, S.V. Combining ozone with UV and H₂O₂ for the degradation of micropollutants from different origins: lab-scale analysis and optimization. *Environ. Technol.* **2019**, *40*, 3773-3782.
3. Gallo-Cordova, A.; Castro, J.J.; Winkler, E.L.; Lima Jr., E.; Zysler, R.D.; Morales, M.P.; Ovejero, J.G.; Streitwieser, D.A. Improving degradation of real wastewaters with self-heating magnetic nanocatalysts. *J. Clean. Prod.* **2021**, *308*, 127385.
4. Jorge, N.; Teixeira, A.R.; Fernandes, L.; Afonso, S.; Oliveira, I.; Gonçalves, B.; Lucas, M.S.; Peres, J.A. Treatment of winery wastewater by combined almond skin coagulant and sulfate radicals: Assessment of HSO₃⁻ activators. *Int. J. Environ. Res. Public Health* **2023**, *20*, 2486.
5. Jorge, N.; Teixeira, A.R.; Lucas, M.S.; Peres, J.A. Combined organic coagulants and photocatalytic processes for winery wastewater treatment. *J. Environ. Manage.* **2023**, *326*, 116819.
6. Owodunni, A.A.; Ismail, S. Revolutionary technique for sustainable plant-based green coagulants in industrial wastewater treatment-A review. *J. Water Process Eng.* **2021**, *42*, 102096.
7. Ahmad, A.; Kurniawan, S.B.; Abdullah, S.R.S.; Othman, A.R.; Hasan, H.A. Exploring the extraction methods for plant-based coagulants and their future approaches. *Sci. Total Environ.* **2022**, *818*, 151668.
8. Kurniawan, S.B.; Abdullah, S.R.S.; Imron, M.F.; Said, N.S.M.; Ismail, N.; Hasan, H.A.; Othman, A.R.; Purwanti, I.F. Challenges and opportunities of biocoagulant/bioflocculant application for drinking water and wastewater treatment and its potential for sludge recovery. *Int. J. Environ. Res. Public Health* **2020**, *17*, 9312.
9. Martins, R.B.; Jorge, N.; Lucas, M.S.; Raymundo, A.; Barros, A.I.R.N.A.; Peres, J.A. Food by-product valorisation by using plant-based coagulants combined with AOPs for agro-industrial wastewater treatment. *Int. J. Environ. Res. Public Health* **2022**, *19*, 4134.
10. Lanan, F.A.B.M.; Selvarajoo, A.; Sethu, V.; Arumugasamy, S.K. Utilisation of natural plant-based fenugreek (*Trigonella foenum-graecum*) coagulant and okra (*Abelmoschus esculentus*) flocculant for palm oil mill effluent (POME) treatment. *J. Environ. Chem. Eng.* **2021**, *9*, 104667.
11. Maurya, S.; Daverey, A. Evaluation of plant-based natural coagulants for municipal wastewater treatment. *3 Biotech* **2018**, *8*, 77.
12. Som, A.M.; Ramlee, A.A.; Puasa, S.W.; Hamid, H.A.A. Optimisation of operating conditions during coagulation-flocculation process in industrial wastewater treatment using *Hylocereus undatus* foliage through response surface methodology. *Environ. Sci. Pollut. Res.* **2023**, *30*, 17108-17121.