

Obtaining Red Phosphate Coatings on Steel at Room Temperature [†]

Viktoriya S. Konovalova ^{1,*} and Varvara E. Rumyantseva ^{1,2}

¹ Department of Natural Sciences and Technosphere Safety, Ivanovo State Polytechnic University, Sheremetevsky Ave., 21, 153000 Ivanovo, Russia; varrym@gmail.com

² Department of Natural Sciences, Ivanovo Fire Rescue Academy of State Firefighting Service of Ministry of Russian Federation for Civil Defense, Emergencies and Elimination of Consequences of Natural Disasters, Stroiteley Ave., 33, 153040 Ivanovo, Russia

* Correspondence: kotprotiv@yandex.ru

[†] Presented at the 4th International Electronic Conference on Applied Sciences, 27 October–10 November 2023; Available online: <https://asec2023.sciforum.net/>.

Abstract: The article discusses the aspects of obtaining red-colored phosphate coatings on the surface of steel at low temperature. The solution for color phosphating is based on a modified composition based on the chemical «Majef» with sodium nitrite as an accelerator, organic additives of glycerin and Trilon B to improve the quality of precipitated phosphate coatings, and the preparation OS-20 for emulsifying and wetting the surface. To precipitate red phosphate coatings, it is proposed to introduce a copper salt into the composition of the phosphating solution. In the phosphating solution with the addition of copper salt, contact deposition of copper occurs before the formation of a phosphate film on the surface of the steel. This copper layer stains the resulting phosphate coating, but does not adhere to the steel surface. To obtain a red phosphate coating of satisfactory quality, it is recommended to first soak the steel product in a modified cold phosphating solution for 15 minutes, and after the formation of a thin layer of phosphate film on the surface of the steel, introduce copper salt into the solution. Red phosphate coatings are much inferior in protective abilities to unpainted phosphate films, they have greater roughness and high porosity. Despite the fact that red phosphate coatings have a protective ability, their anticorrosive properties should be improved by additional varnish treatment.

Keywords: protective coating; phosphate coating; steel protection; cold phosphating; color phosphating

Citation: Konovalova, V.S.;

Rumyantseva, V.E. Obtaining Red Phosphate Coatings on Steel at Room Temperature. *Eng. Proc.* **2023**, *52*, x. <https://doi.org/10.3390/xxxxx>

Academic Editor(s): Name

Published: date



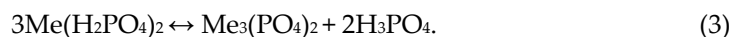
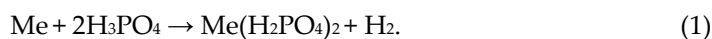
Copyright: © 2023 by the authors. Submitted for possible open access publication under the terms and conditions of the Creative Commons Attribution (CC BY) license (<https://creativecommons.org/licenses/by/4.0/>).

1. Introduction

Phosphate coatings are formed on the surface of steel products due to the reaction between the metal surface and solutions of phosphoric acid or phosphates [1–5]. Phosphoric acid (H_3PO_4) forms three types of salts: dihydrophosphates, hydrophosphates, phosphates. The properties of the formed phosphate salts determine the protective effect of the film formed on the metal surface.

Dihydrophosphates $Me(H_2PO_4)_2$ are monosubstituted salts, where Me is a divalent metal. They are formed immediately after the initial contact of the metal with phosphoric acid. The interaction is described by the chemical reaction 1. With further interaction of acid with metal, at which the acid concentration decreases, two-substituted ($MeHPO_4$) and three-substituted ($Me_3(PO_4)_2$) salts are formed (chemical reactions 2 and 3).

Hardly soluble iron phosphates are the main component of phosphate coatings [4,6,7]. Its quality is determined by the free and basic acidity of the solution, the nature of metal cations, and the concentration of monophosphates [8–11].



When phosphating on the metal surface, two main processes are observed: precipitation of phosphates and dissolution of the base metal. During phosphating, the surface layer of the metal is etched as a result of interaction with the phosphating solution. The surface of the steel turns into a crystalline layer consisting of insoluble secondary and tertiary phosphates that adhere to the base metal and are an integral part of it [12–14]. The main advantages of phosphate films include good adhesion to the metal surface and high protective properties [15–19].

Three types of phosphate coatings are widely used: based on iron, manganese and zinc phosphates [1–4,20]. Phosphate coatings consisting of iron phosphates were the first to be developed. Such phosphate films are dark gray. They have found wide application for surface treatment of steel products before painting [21,22]. Coatings consisting of manganese phosphates have a dark gray color and black color. Manganese phosphate coatings are used to reduce the friction of products in conjunction with lubrication [23,24]. The color of phosphate films based on zinc phosphate can vary from light gray to dark gray. The difference in the shades of the coating is caused not only by the chemical composition of the phosphating solution, but also by the chemical composition of the steel and the method of preparing the metal surface before precipitation of the phosphate film. This type of phosphate coatings is applied to the surface of steel products not only as an anticorrosive protection, but also to increase their wear resistance, improve workability, as well as before painting or oiling [25–27].

Phosphate coatings are obtained by immersing a steel product in a solution, spraying a phosphating solution on the surface of the product, applying the solution to the surface using a tampon or sponge [1,4,10,12,13]. The choice of method depends on the size of the product and the complexity of its profile.

The correct composition of phosphating solutions allows coatings to form quickly at low temperature on the cleaned steel surface. When oxidizing anions (for example, ClO_3^- , NO_2^- , NO_3^-) are introduced into the phosphating solution, the process of forming a protective film is significantly accelerated [4,28–31]. Traditional cold phosphating solutions consist of the drug «Majef», $\text{Zn}(\text{NO}_3)_2$ and a small amount of NaNO_2 as an accelerator of the phosphating process [1–3]. In our studies, as modifying additives that improve the structure of phosphate coatings and increase their protective properties, the following chemicals were proposed to be introduced into the composition of phosphating solutions: Trilon A, Trilon B, saccharin, glucose, glycerin [15,32]. Gray or dark gray phosphate coatings are obtained from modified solutions. For coloring phosphate coatings, it is proposed to introduce copper salts into modified solutions of cold phosphating to obtain red shades.

2. Materials and Methods

The deposition of phosphate coatings was carried out by cold method (at a temperature of 20 °C) for 20 min on the surface of carbon steel samples. The sample surface was pre-treated with sandpaper, degreased first in a hot alkaline solution, then with alcohol. The coatings were obtained from a modified cold phosphating solution containing [g/L]: «Majef» 35–40, $\text{Zn}(\text{NO}_3)_2$ 55–60, NaNO_2 3–4, glycerin 1–2, Trilon B 6–8, OS-20 5–7. To obtain red phosphate coatings, 20 g/L of CuSO_4 was added to this solution.

The surfaces of phosphate coatings were studied using a scanning atomic force microscope Solver R47-pro (NT-MDT, Moscow, Russia). On this device, it is possible to conduct a comprehensive study of various surfaces and obtain high-resolution images. With this microscope, it is possible to study surface areas up to 50 × 50 μm in size. The

average grain size of the investigated phosphate coatings was determined using the divisions on the axes of the images obtained on an atomic force microscope.

To determine the porosity of phosphate coatings, a reagent was applied to their surface, which, when chemically interacting with the metal of the substrate, forms colored substances. To study the porosity of coatings deposited on a steel surface, the following solution is used: potassium hexacyanoferrate (III) 3 g/L; sodium chloride 10 g/L. This solution was applied to the surface of the investigated phosphate coatings at room temperature for 5 min. After time, the number of blue-colored pores was calculated on the surface of the samples.

The average number of pores (N_{av}) is calculated by the Equation (4):

$$N_{av} = \frac{N_{total}}{S}, \quad (4)$$

where N_{total} is total number of pores on the controlled surface; S is the area of the controlled surface, [cm²].

To conduct corrosion tests and establish the corrosion rate of steel samples protected by phosphate coatings, a model corrosion element was compiled (Figure 1). The electrodes in this element were the studied samples made of steel grade St3 and graphite. The measurements were carried out relative to a saturated silver chloride reference electrode. The surface of the steel sample in solution was measured. A 3% sodium chloride solution was used as a corrosive medium.

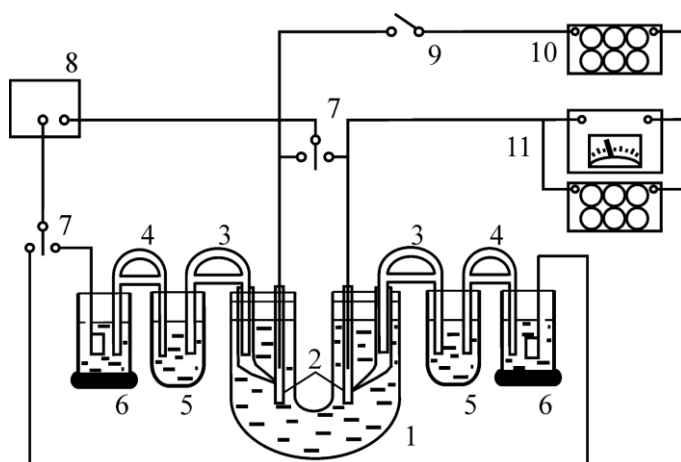


Figure 1. Installation for studying contact corrosion of metals: 1—U-shaped vessel; 2—test samples; 3—electrolytic keys with the test solution; 4—electrolytic keys with saturated KCl solution; 5—intermediate glasses with the test solution; 6—saturated silver chloride electrodes; 7—switches; 8—potentiometer; 9—knife switch; 10—resistance box; 11—microammeter with a shunt resistance box.

The potentials of the electrodes were measured with a digital voltmeter. The values of the electrode potentials and the achieved current were measured at the following values of the resistance applied using the resistance box: 50,000, 10,000, 5000, 1000, 500 and 100 Ohm.

For the highest value of the achieved current, corrosion rate indicators are calculated by the Equation (5) [33]:

$$K_m^- = \frac{j \cdot A}{z \cdot 26,8}, \quad (5)$$

where K_m^- is the rate of change of the sample mass, [g/(m²·h)]; j is corrosion current density, [A/m²]; A is atomic weight of metal, [g/mol]; z is the valence of the metal.

3. Results and Discussion

Figure 2 shows the appearance of the obtained phosphate coatings.

Images of phosphate coating surfaces from an atomic force microscope allowed us to assess changes in the crystal structure of films and grain sizes. Based on the images, it can be seen that phosphate coatings from a solution with modifying additives have an average grain size of 165 nm (Figure 3a). Figure 3b shows, that a snapshot of a phosphate coating deposited from a solution with copper salts does not provide information about the structure of the film surface. This phenomenon is possible due to the contact deposition of copper on a steel sample.




Figure 2. Images of the obtained phosphate coatings on steel samples: (a) modified; (b) red.




Figure 3. Images of the surface of phosphate coatings from the Solver P47-Pro atomic force microscope: (a) modified; (b) red obtained without exposure; (c) red obtained after exposure.

To prevent contact deposition of copper, it is proposed to pre-soak the sample in a modified cold phosphating solution without the addition of copper salt for 15 min. With this treatment, if copper is deposited, it will only be in the pores of the existing phosphate coating. The color of the coating becomes lighter, closer to dark red.

Figure 3 shows a strong difference in the structure of red phosphate coatings obtained by two methods. However, the introduction of copper salt into the cold phosphating solution negatively affects the microrelief of the resulting coating: the surface becomes more rough, the porosity of the red film is higher than that of simple modified ones. The average diameter of the grains of the red phosphate coating is 186 nm. It was found that the number of pores (per 1 m²) on the surface of the modified phosphate coating is 5–6, and on the surface of the red phosphate coating is 15.

To establish the anticorrosive properties of phosphate coatings, the method of contact corrosion was used. According to the data obtained during corrosion tests (Table 1), it can be seen that the steel surface protected by modified phosphate films corrodes slowly. This is due to the fine-crystalline structure of these coatings. As can be seen from the data from Table 1, red phosphate coatings have worse protective properties compared to modified phosphate films, so they are not suitable as an independent protection of the product from corrosion. However, this can be corrected by applying a paint coating on them. This treatment also helps to improve the appearance of the coating.

Table 1. Values of the mass change index of steel samples, [g/(m²·h)], coated with various phosphate coatings, in case of corrosion in 3% NaCl solution.

| Modified Phosphate Coating | Red Phosphate Coating |
|----------------------------|-----------------------|
| 0.23 | 0.557 |

4. Conclusions

When metal salts are added to phosphating solutions, coatings of various colors can be obtained. When copper salts of different concentrations are added, coatings from burgundy to brown shades are formed. However, it should be remembered about the contact deposition of copper on steel, which negatively affects the corrosion resistance of such phosphate coatings. This undesirable effect can be avoided by adding copper salt to the phosphating solution not immediately, but 12–15 min after the start of tightening the surface of the steel with a phosphate film. Red phosphate coatings from solutions with the addition of complexing agents, emulsifiers and other modifiers are obtained quite finely crystalline, but they have high porosity and roughness and low anticorrosive properties. Such films are not recommended to be used as independent coatings for corrosion protection of steel products. They have sufficient corrosion resistance and a more saturated color after applying a varnish layer on them.

Author Contributions: Conceptualization, V.S.K. and V.E.R.; methodology, V.S.K.; software, V.S.K.; validation, V.S.K. and V.E.R.; formal analysis, V.S.K. and V.E.R.; investigation, V.S.K.; V.S.K. and V.E.R.; data curation, V.S.K. and V.E.R.; writing—original draft preparation, V.S.K.; writing—review and editing, V.S.K.; visualization, V.S.K.; supervision, V.E.R.; project administration, V.E.R. All authors have read and agreed to the published version of the manuscript.

Funding: This research received no external funding.

Institutional Review Board Statement: Not applicable.

Informed Consent Statement: Not applicable.

Data Availability Statement: Data sharing is not applicable to this article.

Conflicts of Interest: The authors declare no conflict of interest.

References

1. Khain, I.I. *Theory and Practice of Metal Phosphating*; Khimiya: Leningrad, Russia, 1973; 312p.
2. Lapatukhin, V.S. *Phosphating Metals. Research of Processes of Accelerated and Cold Phosphating*; MASHGIZ: Moscow, Russia, 1958; 264p.
3. Griliches, S.Y. *Oxide and Phosphate Coatings of Metals*; Mashinostroenie: Leningrad, Russia, 1985; 96p.
4. Sankara Narayanan, T.S.N. Surface pretreatment by phosphate conversion coatings—A review. *Rev. Adv. Mater. Sci.* **2005**, *9*, 130–177.
5. Jiang, C.-C.; Xiao, G.-Y.; Zhang, X.; Zhu, R.-F.; Lu, Y.-P. Formation and corrosion resistance of a phosphate chemical conversion coating on medium carbon low alloy steel. *New J. Chem.* **2016**, *40*, 1347–1353.
6. Ahmad, Z. Chapter 7—Coatings, In *Principles of Corrosion Engineering and Corrosion Control*; Ahmad, Z., Ed.; Butterworth-Heinemann: Burlington, UK, 2006; pp. 382–437.
7. Bay, N. Metal forming and lubrication. In: *Encyclopedia of Materials: Science and Technology*; Buschow, K.H.J., Cahn, R.W., Flemings, M.C., Ilschner, B., Kramer, E.J., Mahajan, S., Veyssière, P., Eds.; Elsevier: Oxford, UK; pp. 5377–5380.

8. Manna, M. Effect of steel substrate for phosphate treatment: An option to simulate TMT rebar surface. *Corros. Sci.* **2009**, *51*, 451–457.
9. Tamilselvi, M.; Kamaraj, P.; Arthanareeswari, M.; Devikala, S.; Arockia Selvi, J. Progress in Zinc Phosphate Conversion Coatings: A Review. *Int. J. Adv. Chem. Sci. Appl.* **2015**, *3*, 25–41.
10. Rausch, W. *The Phosphating of Metals*; Finishing Publications & ASM International: Teddington, UK, 1990; 416p.
11. Ghali, E.I.; Potvin, R.J.A. The mechanism of phosphating of steel. *Corros. Sci.* **1972**, *12*, 583–594.
12. Machu, W. *Die Phosphatierung*; Verlag-Chemie: Weinheim/Bergstrasse, Germany, 1950; 306p.
13. Freeman, D.B. *Phosphating and Metal Pretreatment*; Industrial Press: New York, NY, USA, 1986; 229p.
14. Manna, M. Characterization of phosphate coatings obtained using nitric acid free phosphate solution on three steel substrates: An option to simulate TMT rebars surfaces. *Surf. Coat. Technol.* **2009**, *203*, 1913–1918.
15. Fedosov, S.V.; Roumyantseva, V.E.; Konovalova, V.S. Phosphate coatings as a way to protect steel reinforcement from corrosion. *MATEC Web Conf.* **2019**, *298*, 00126.
16. Fedrizzi, L.; Deflorian, F.; Rossi, S.; Fambri, L.; Bonora, P.L. Study of the corrosion behaviour of phosphatized and painted industrial water heaters. *Prog. Org. Coat.* **2001**, *42*, 65–74.
17. Samardžija, M.; Alar, V.; Špada, V.; Kapor, F. Phosphating Modification with Metal Ions of Carbon Steel Surface to Improve the Influence of Anticorrosion Properties. *Technologies* **2022**, *10*, 3.
18. Weng, D.; Jokiel, P.; Uebleis, A.; Boehni, H. Corrosion and protection characteristics of zinc and manganese phosphate coatings. *Surf. Coat. Technol.* **1997**, *88*, 147–156.
19. Debnath, N.C. Importance of Surface Preparation for Corrosion Protection of Automobiles. *Journal of Surface Engineered Mater. Adv. Technol.* **2013**, *3*, 94–105.
20. Ogle, K.; Wolpers, M. Phosphate conversion coatings, In *ASM Handbook. Volume 13A—Corrosion: Fundamentals, Testing, and Protection*; Cramer, S.D., Covino, B.S., Eds.; ASM International: Materials Park, OH, USA, 2003; pp. 712–719.
21. Popić, J.P.; Jegdić, B.V.; Bajat, J.B.; Veljović, Đ.; Stevanović, S.I.; Mišković-Stanković, V.B. The effect of deposition temperature on the surface coverage and morphology of iron-phosphate coatings on low carbon steel. *Appl. Surf. Sci.* **2011**, *257*, 10855–10862.
22. Albu-Yaron, A.; Aravot, Y.M. Iron phosphate coatings on cold-rolled steel: Morphology formation and intrinsic adhesion mechanisms. *Thin Solid Film.* **1993**, *232*, 208–214.
23. Alvarado-Macías, G.; Fuentes-Aceituno, J.C.; Salinas-Rodríguez, A.; Rodríguez-Varela, F.J. Understanding the Nature of the Manganese Hot Dip Phosphating Process of Steel. *J. Mex. Chem. Soc.* **2013**, *57*, 328–336.
24. Ilaiyavel, S.; Venkatesan, A. Experimental investigation of wear characteristics on manganese phosphate coated AISI D2 steel. *Int. J. Precis. Eng. Manuf.* **2012**, *13*, 581–586.
25. Al-Swaidani, A.M. Modified zinc phosphate coatings: A promising approach to enhance the anti-corrosion properties of reinforcing steel. *MOJ Civ. Eng.* **2017**, *3*, 370–374.
26. Donofrio, J. Zinc phosphating. *Met. Finish.* **2000**, *98*, 57–58, 60–73.
27. Fachikov, L.; Ivanova, D.; Dimov, D. Zinc-manganese phosphating of carbon steels: Characteristics of solutions and coatings. *J. Univ. Chem. Technol. Metall.* **2006**, *41*, 15–20.
28. Sankara Narayanan, T.S.N. Optimizing Sodium Nitrite Concentration in Surfactant Modified Phosphating Baths: A Critical Perspective. *Prod. Finish.* **1994**, *47*, 14–16.
29. Orlov, A.G.; Antonova, I.G.; Grechishkin, N.N. The rapid, low-temperature phosphating of steel items for consumer goods. *Prot. Met.* **1998**, *34*, 62–65.
30. Kuang, J. Phosphatization Coating-Forming Mechanism Based on Green Phosphating Accelerator Rare Earth Nitrate. *Adv. Mater. Res.* **2013**, *838–841*, 2806–2810.
31. Alizadeh, H.; Hanaei, A.; Heidarshenas, B.; Shahbazkhan, A.; Ahmadi, N.P.; Pakseresht, A. The effect of accelerator types on the phosphate Zn-%12Ni electrodeposited coating. *Mater. Sci. Eng.* **2018**, *2*, 224–229.
32. Konovalova, V.S.; Rumyantseva, V.E. Corrosion Protection of Reinforcement with Phosphate Coatings. *IOP Conf. Ser. Mater. Sci. Eng.* **2020**, *890*, 012091.
33. *ASTM Standard G102-23*; Standard Practice for Calculation of Corrosion Rates and Related Information from Electrochemical Measurements. ASTM International: West Conshohocken, PA, USA, 2023.

Disclaimer/Publisher's Note: The statements, opinions and data contained in all publications are solely those of the individual author(s) and contributor(s) and not of MDPI and/or the editor(s). MDPI and/or the editor(s) disclaim responsibility for any injury to people or property resulting from any ideas, methods, instructions or products referred to in the content.