

Proceeding Paper

Synthesis and Diversification of Chiral Spirooxindoles via Organocatalytic Cascade Reactions [†]

Jessica Navarro-Vega, David Cruz-Cruz * and Clarisa Villegas-Gómez *

División de Ciencias Naturales y Exactas, Universidad de Guanajuato, Noria Alta, Guanajuato 36050, Gto., Mexico; email1@email.com

* Correspondence: david.cruz@ugto.mx (D.C.-C.); clarisa.villegas@ugto.mx (C.V.-G.)

[†] Presented at the 27th International Electronic Conference on Synthetic Organic Chemistry (ECSOC-27), 15–30 November 2023; Available online: <https://ecsoc-27.sciforum.net/>.

Abstract: Herein, the synthesis of chiral spirooxindoles through different amino catalytic activation modes is described. Several alkenylisatins were obtained from the Knoevenagel reaction of isatin and activated methylene derivatives containing electron withdrawing groups, such as ethyl cyanoacetate. A spirooxindole derivative was obtained from the oxa-Michael-Michael reaction between one of the synthesized alkenylisatins and 2-hydroxycinnamaldehyde. Currently, new methodologies that allow access to spirooxindole scaffolds are being explored, mainly through Diels-Alder reactions between 2-methylenindolin-2-ones and aldehydes via trienamine activation mode. The following cascade reactions will be explored in the future to obtain the proposed polycyclic spirooxindole derivatives.

Keywords: spirooxindols; organocatalysis; 3-methylenindolin-2-one; ApDOS

1. Introduction

The search for bioactive compounds relies on the ability of synthetic chemists to efficiently prepare molecule libraries with structural, stereochemical and skeletal diversity. Evans coined the term “privileged scaffolds” in the 1980s [1]. These synthetic frameworks can be identified by either their high affinity towards several receptors or by the fact that multiple molecules containing said framework are bioactive. At first, privileged scaffolds were inspired in the structure of important natural products; nowadays there are a couple of ways of getting to and determining the activity of a new privileged scaffold [2].

In general, there are two types of methodologies for the obtention of biologically important compounds, TOS, and DOS. Originally, TOS (Target-Oriented Synthesis) was the only methodology used in the search for bioactive compounds through retrosynthetic analysis. Later, DOS (Diversity-Oriented Synthesis) replaced it in many instances; mainly due to its higher ability to create diversity and, therefore, have a higher probability of finding a molecule with promising biological activity. Recently, a new strategy for developing molecule libraries was described; ApDOS (Aminocatalytic privileged Diversity-Oriented Synthesis) involves as a diversification pathway through the aminocatalytic mode instead of the skeletal building blocks [3].

Spirooxindoles are oxindole derivatives that contain a ring fused in a spiro manner at the C-3 atom Figure 1. Spirooxindoles are a particularly important class of organic moieties due to their significant biological activities, such as anti-tumor, antiviral and antibacterial [4]. The synthesis of these heterocycles is a challenge that has interested chemists particularly since the last decade.

Citation: Navarro-Vega, J.; Cruz-Cruz, D.; Villegas-Gómez, C. Synthesis and Diversification of Chiral Spirooxindoles via Organocatalytic Cascade Reactions. *Chem. Proc.* **2023**, *14*, x. <https://doi.org/10.3390/xxxxx>

Academic Editor(s): Name

Published: 15 November 2023



Copyright: © 2023 by the authors. Submitted for possible open access publication under the terms and conditions of the Creative Commons Attribution (CC BY) license (<https://creativecommons.org/licenses/by/4.0/>).

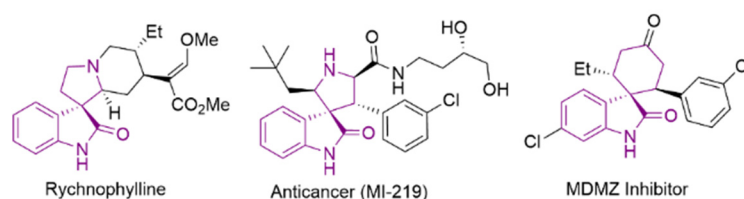
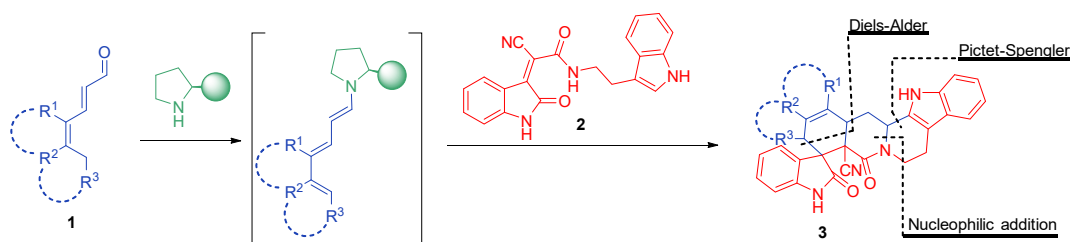


Figure 1. Examples of spirooxindoles.

Herein, the synthesis of chiral spirooxindoles through different amino catalytic activation modes is described. Once obtained, the spirooxindols would be submitted to a cascade sequence of reactions (Nucleophilic addition/Elimination/Pictet-Spengler) to yield polycyclic derivatives such as **3** (Scheme 1).



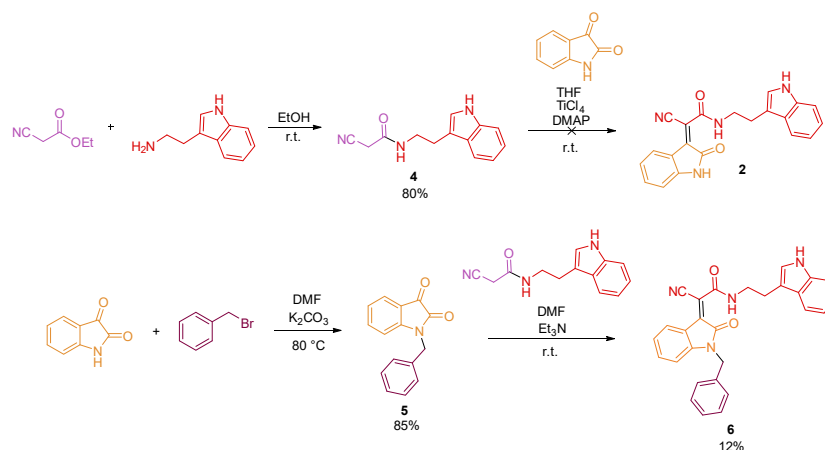
Scheme 1. Project outline.

2. Methods

Proton (^1H) NMR spectra were recorded on a Bruker 500 MHz spectrometer. Flash column chromatography was performed on silica gel using hexane/ethyl acetate as mobile phase. 3-Methylenindolin-3-one were synthesized using the reported conditions [5,6].

3. Results and Discussion

Starting from triptamine and ethyl cyanoacetate, amide **4** is formed in 80% yield. Then, isatin and **4** were allowed to react under the Knoevenagel condensation conditions reported [5]. However, the desired product (**2**) was not obtained under these conditions, probably because nitrogen in isatin may be exerting unwanted side reactions and preventing the formation of **2**. Therefore, isatin was protected to *N*-benzyl-isatin in 85% yield. This new isatin derivative was reacted, hoping for the Knoevenagel condensation under modified conditions from Tiwari's report [6]. 3-Methylenindolin-2-one derivative **6** was obtained in a 12% yield Scheme 2.

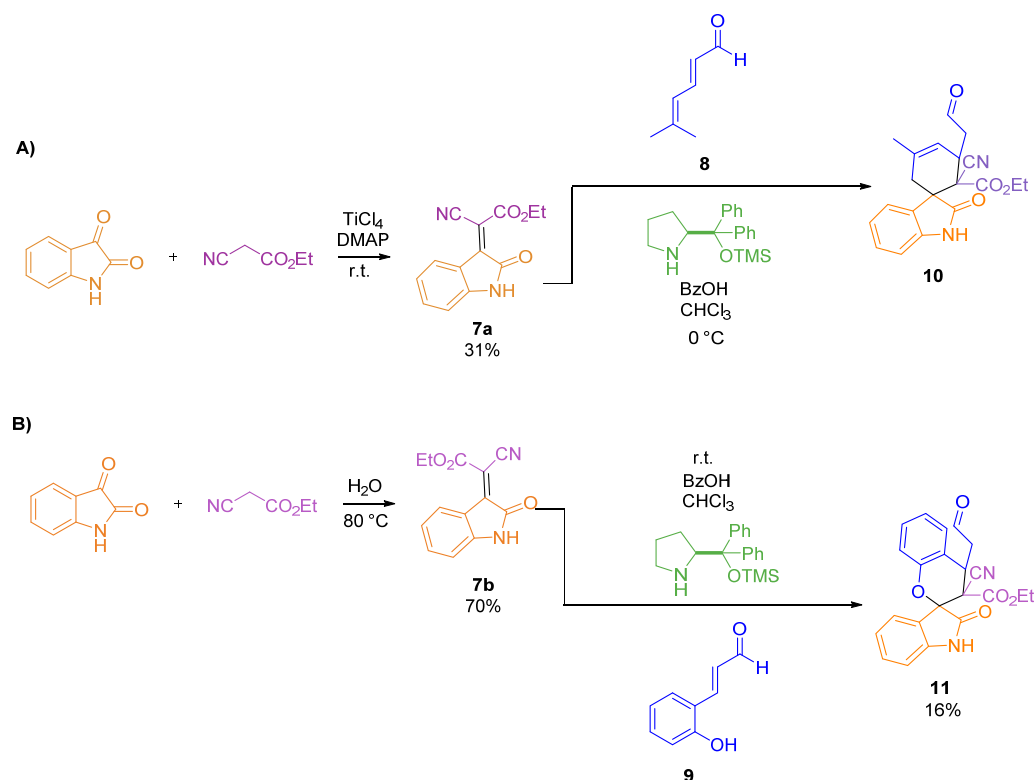


Scheme 2. 3-Methylenindolin-2-ones synthesis.

Similarly, the Knoevenagel condensation between isatin and ethyl cyanoacetate was performed under two different conditions to yield the two isomers Z (**7a**) and E (**7b**). Both isomers were used in different aminocatalytic processes to yield spirooxindoles.

The Diels-Alder reaction between dienophile **7**, aldehyde **8** and Jørgensen-Hayashi catalyst was performed. A product was isolated, its characterization has not been possible as of now (Scheme 3A).

The aminocatalytic oxa-Michael-Michael reaction between **7b** and *o*-hydroxy cinnamaldehyde **9** yielded 16% of the spirooxindole derivative **11** (Scheme 3B).



Scheme 3. 3-Methylenindolin-3-one synthesis and spirooxindoles formation.

4. Conclusions

Spirooxindoles are an important class of privileged structures. The search for new synthetic pathways for their construction has been on the rise within the synthetic organic chemists community. A new spirooxindole derivative was obtained through aminocatalytic activation. The synthesis and diversification of spirooxindole derivatives through Diels-Alder and oxa-Michael-Michael reactions is underway.

Acknowledgments: We would like to thank CONAHCyT for grant number 824881; DAIP-UG for the projects (54/2023), (55/2023) and our research group, “Organocatálisis y Química de Productos Naturales”.

Conflicts of Interest: The authors declare no conflict of interest.

References

1. Evans, B.E.; Rittle, K.E.; Bock, M.G.; DiPardo, R.M.; Freidinger, R.M.; Whitter, W.L.; Hirshfield, J. Methods for drug discovery: Development of potent, selective, orally effective cholecystokinin antagonists. *J. Med. Chem.* **1988**, *31*, 2235–2246. <https://doi.org/10.1021/jm00120a002>.
2. Welsch, M.E.; Snyder, S.A.; Stockwell, B.R. Privileged scaffolds for library design and drug discovery. *Curr. Opin. Chem. Biol.* **2010**, *14*, 347. <https://doi.org/10.1016/j.cbpa.2010.02.018>.

3. Pawar, T.J.; Jiang, H.; Vázquez, M.A.; Villegas-Gómez, C.; Cruz-Cruz, D. Aminocatalytic Privileged Diversity-Oriented Synthesis (ApDOS): An Efficient Strategy to Populate Relevant Chemical Spaces. *Eur. J. Org. Chem.* **2018**, *16*, 1835. <https://doi.org/10.1002/ejoc.201800273>.
4. Mei, G.-J.; Shi, F. Catalytic asymmetric synthesis of spirooxindols: Recent developments. *Chem. Commun.* **2018**, *54*, 6607. doi.org/10.1039/C8CC02364F.
5. Zhu, L.; Yan, P.; Zhang, L.; Chen, Z.; Zeng, X.; Zhong, G. TiCl₄/DMAP mediated: Z-selective Knoevenagel condensation of isatins with nitro acetates and related compounds. *RSC Adv.* **2017**, *7*, 51352. <https://doi.org/10.1039/c7ra09951g>.
6. Tiwari, K.; Prabhakaran, S.; Kumar, V.; Rajendra, T.; Matthew, S. An expeditious access of 2,5'-dioxo-5',6',7',8'-tetrahydro-1'H-spiro[indoline-3,4'-quinoline]-3'-carboxylate by reaction of isatin, ethyl cyanoacetate and enaminone in water. *Tetrahedron* **2018**, *74*, 3596. <https://doi.org/10.1016/j.tet.2018.05.020>.

Disclaimer/Publisher's Note: The statements, opinions and data contained in all publications are solely those of the individual author(s) and contributor(s) and not of MDPI and/or the editor(s). MDPI and/or the editor(s) disclaim responsibility for any injury to people or property resulting from any ideas, methods, instructions or products referred to in the content.