

EXTRACTION AND COMPOSITION OF LIPIDS FROM POMEGRANATE SEED OIL FROM WEST ALGERIA

Salima Dib ^{1, *}, Bachir Mostefa-Kara ¹ and Didier Villemin ²

¹ Laboratoire de Catalyse et Synthèse en Chimie Organique, Faculte des Sciences, Universite de Tlemcen, BP 119,13000 Tlemcen, Algeria

² Normandie Université France, ENSICAEN, LCMT, UMR CNRS 6507, INC3 M, FR 3038, Labex EMC3, LabexSynOrg, 6 Bd Maréchal Juin 14050 Caen, France

*Correspondence: salima.benzerdjeb@univ-tlemcen.dz

Presented at the 27th International Electronic Conference on Synthetic Organic Chemistry, 15–30 November 2023;

Available online: <https://ecsoc-27.sciforum.net/>

EXTRACTION AND COMPOSITION OF LIPIDS FROM POMEGRANATE SEED OIL FROM WEST ALGERIA

Pomegranate trees (*Punica granatum* L.) are originally from Asia. They spread gradually to various regions [1], including the Mediterranean basin. In Algeria, pomegranates flourish throughout the country. The one that caught our attention is that of Beni-Snous, a mountainous region of 835 m altitude at 34° 38' 35" North and 1° 33' 41" West, characterized by a Mediterranean climate. In this area, the Atmi variety stands out for its low consumption due to its very acidic juice.



Figure 1. *Punica granatum* L. flowers and fruits from the Beni-Snous region

EXTRACTION AND COMPOSITION OF LIPIDS FROM POMEGRANATE SEED OIL FROM WEST ALGERIA

While pomegranate seeds have traditionally been considered waste in the pomegranate juice industry, recent reports suggest that seeds offer various benefits, such as antidiabetic and anticancer activities, particularly against hormonal cancers, as described by several groups [2- 4]



Figure 2. *Punica granatum L.* Arils with seeds

The studied pomegranate variety, originating from Beni-Snous, is non-edible due to its highly acidic juice and large-sized seeds. Therefore, the product's commercial viability relies solely on its waste, which serves as a valuable bio-source for exploration. This prompted our unique study of Algerian pomegranate seed oil (PSO) for the first time, utilizing various extraction techniques and conducting multiple analyses

EXTRACTION AND COMPOSITION OF LIPIDS FROM POMEGRANATE SEED OIL FROM WEST ALGERIA

Soxhlet extraction

Two Protocols were used for such an extraction:

Method A: 20g of *Punica Granatum* seeds are placed in the extraction cartridge, which is then placed in the top part of the Soxhlet. Then, 200 mL of the solvent is charged in the bottom part and refluxed for 8 hours, before a transfer to the rotary evaporator for full solvent evaporation.

Method B: In this protocol, in order to reduce the extraction time, 20g of *Punica Granatum* seeds are placed in the extraction cartridge, which is then placed into a flask containing 200 mL of solvent. After refluxing for 30 min, both solvent and cartridge are transferred into a Soxhlet and refluxed for an additional 60 min. Solvent removal in the rotavapor.

Solvent of extraction	Solvent's boiling point (°C)	Yield in oil (%)	
		Method A	Method B
n-Hexane	68.7	15.62	16.25
Cyclohexane	80.7	14.89	13.05
Petroleum Ether	40 – 65	13.68	11.84
Chloroform	62	13.3	16.5
Isopropanol	83	17.21	17.11

Table 1: Total lipid yields of Atmi's oil extraction from seeds with method A and B

EXTRACTION AND COMPOSITION OF LIPIDS FROM POMEGRANATE SEED OIL FROM WEST ALGERIA

PSO Physico-Chemical Indexes

The physico-chemical analysis of oils is crucial as it reflects their nutraceutical and pharmaceutical value. This is often achieved by measuring important indices[5]. For example peroxide index measurement for Atmi PSO yielded an average value of 1.69, indicating excellent stability against oxidation and longer preservation -

Physico-chemical Property	PSO of Atmi
Refractive Index (25°C)	1.5178
Density at 20°C	0.943
Iodine Index (g I ₂ /100 g oil)	153.04
Acid Index (mg KOH /g)	2.24
Peroxide Index (meq O ₂ /kg)	1.69
Saponification Index (mg KOH /g)	196.40
Viscosity(Pa.s)	0.191

Table 2. *Physico-chemical characteristics of the Atmi PSO.*

The measured indexes (Table 2) for the PSO from *Atmi's* variety indicate good oil quality .

EXTRACTION AND COMPOSITION OF LIPIDS FROM POMEGRANATE SEED OIL FROM WEST ALGERIA

Chemical Composition of the PSO

PSO extracts were analyzed using (HPTLC) in order to determine the various lipid classes[6]

Analysis of the extracted oils revealed the following:

- Triglycerides (TAGs) constitute over 99% of the total lipids.
- Diacylglycerides (DAGs) are present in only trace amounts, approximately 0.59-1% (see Figure 3).
- Our findings align closely with those previously reported by the Kaufman team [7].

Saturated Fatty Acids (SFA)	4.16%
Mono-Unsaturated Fatty Acids (MUFA)	6.12 %
Poly-Unsaturated Fatty Acids (PUFA)	89.72%
Σ Unsaturated Acids	95.84%
Ratio SFA/(PUFA + MUFA)	0.043

Table 3. Chemical composition and relative amounts of PSO fatty acids




Figure 3. Relative Profile of Lipid Classes by High Performance Thin Layer Chromatography

EXTRACTION AND COMPOSITION OF LIPIDS FROM POMEGRANATE SEED OIL FROM WEST ALGERIA

GC analysis of PSO highlighted two major compounds, namely punicic acid (C18:3) and linoleic acid (C18:2) (Figure.4). Together, they account for more than 89% of the total fatty acid composition in the extracted oils (Table 4). Oleic acid was the third most abundant fatty acid, constituting 5.69%.

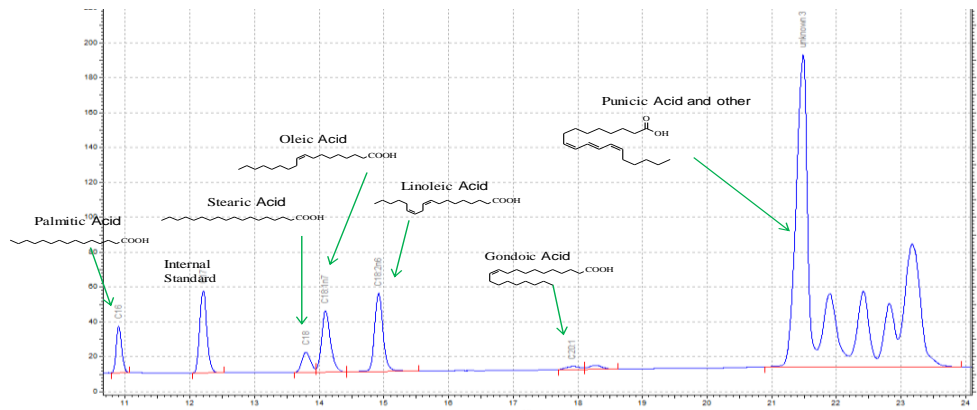


Figure 4. Profile of Fatty Acids from Oil

Fatty Acid		Percentage %
Saturated		
Palmitic Acid	C _{16:0}	2.43
Stearic Acid	C _{18:0}	1.73
Mono-unsaturated		
Oleic Acid (n-9)	C _{18:1}	5.69
Gondoic Acid (n-9)	C _{22:1}	0.43
Poly-unsaturated		
Linoleic Acid (n-6)	C _{18:2}	6.52
Punicic Acid (n-5)	C_{18:3}	83.20

Table 4. Yields (%) of fatty acid composition and lipid classes extracted from Atmi Pomegranate seeds using the Soxhlet method and hexane as solvent

EXTRACTION AND COMPOSITION OF LIPIDS FROM POMEGRANATE SEED OIL FROM WEST ALGERIA

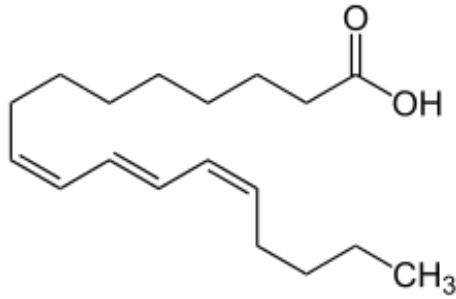


Figure 5. Structure of Punicic Acid

Punicic acid (PA) is, thus, found to be the most common ingredient in Atmi PSO. Its nutraceutical importance cannot be overstated. It improves the immune system through its anti-inflammatory and antioxidant properties [2,8]. Moreover, PA has demonstrated the ability to inhibit breast cancer cell proliferation in both estrogen-responsive and estrogen non-responsive cell lines [9]. Punicic acid severs the link between obesity and inflammation, making it anti-diabetic [10].

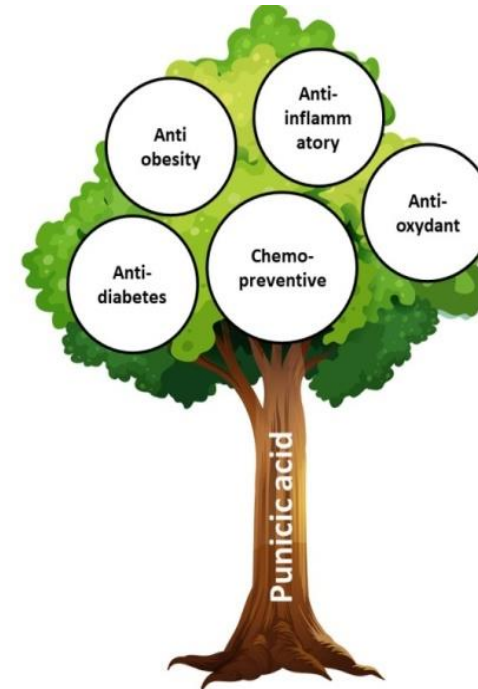


Figure 6. Biological properties of Punicic Acid[11]

The high levels of punicic acid and unsaturated fatty acids in Atmi PSO, as reported here, make this product highly valuable in the pharmaceutical and cosmetic industries

EXTRACTION AND COMPOSITION OF LIPIDS FROM POMEGRANATE SEED OIL FROM WEST ALGERIA

References

- [1] Verma, N.; Mohanty, A.; Lal, A. Pomegranate Genetic Resources and Germplasm Conservation. A Review, *Fruit, Vegetable and Cereal Science and Biotechnology*, **2010**, 4 (Special Issue 2), 120–125.
- [2] Boroushaki, M.T.; Mollazadeh, H.; Afshari, A.R. Pomegranate seed oil: A comprehensive review on its therapeutic effects. *International Journal of Pharmaceutical Sciences and Research*, **2016**, 7(2), 430-442.
- [3] Vroegrijk, I.O.; van Diepen, J.A.; van den Berg, S.; Westbroek, I.; Keizer, H.; Gambelli, L.; Havekes, L.M. Pomegranate seed oil, a rich source of punicic acid, prevents diet-induced obesity and insulin resistance in mice. *Food and Chemical Toxicology*, **2011**, 49, 1426–30.
- [4] Bassiri-Jahromi. S. Punica granatum (Pomegranate) activity in health promotion and cancer prevention. *Oncology Reviews*, **2018**, 12, 345.
- [5] AOCS Official Methods of Analysis. Methods Cd 3d-63; Cd 1b-87; Cd 8b - 90; AOCS. Champaign, Illinois, USA, **1997**.
- [6] Ben-Youssef, S.; Fakhfakh, J.; Breil, C.; Abert-Vian, M.; Chemat, F.; Allouche, N. Green extraction procedures of lipids from Tunisian date palm seeds. *Industrial Crops & Products*, **2017**, 108, 520–525.
- [7] Kaufman, M.; Wiesman, Z. Pomegranate Oil Analysis with Emphasis on MALDI-TOF/MS Triacylglycerol Fingerprinting. *Journal of Agricultural and Food Chemistry*, **2007**, 55(25), 10405-10413.
- [8] Jing, P., Ye, T., Shi, H., Sheng, Y., Slavin, M., Gao, B., Liu, L., Yu, L.: Antioxidant properties and phytochemical composition of China-grown pomegranate seeds, *Food Chemistry*, **2012**, **132**, 1457-1464.
- [9] Grossmann, M.E., Mizuno, N.K., Schuster, T., Cleary, M.P.: Punicic acid is an ω -5 fatty acid capable of inhibiting breast cancer proliferation, *International Journal of Oncology*, **2010**, **36(2)**, 421-426. DOI: 10.3892/ijo_00000515
- [10] Hontecillas, R., O'Shea, M., Einerhand, A., Diguardo, M., Bassaganya-Riera, J.: Activation of PPAR γ and α by Punicic Acid Ameliorates Glucose Tolerance and Suppresses Obesity-Related Inflammation, *Journal of the American College of Nutrition*, **2009**, **28(2)**, 184-195.
- [11] Holic, R.; Xu, Y.; Caldo, K.M.P.; Singer, S.D.; Field, C.J.; Weselake, R.J.; Chen, G. Bioactivity and biotechnological production of punicic acid. *Applied Microbiology and Biotechnology*, **2018**, 102(8), 3537–3549.