

Proceeding Paper

Clay Catalysis: Solventless Condensation of Benzofuran-3(2H)-One with α,β -Dicarbonyl Compounds under Microwave Irradiation. Synthesis of New Acyl-Aurones [†]

Karima Boussafi ^{1,2}, Didier Villemin ^{1,*} and Nathalie Bar ¹

¹ Laboratoire de Chimie Moléculaire et Thioorganique, UMR CNRS 6507, INC3M, FR 3038, ENSICAEN et Université de Caen Normandie, 14050 Caen, France; boussafi.karima@yahoo.fr (K.B.); email1@email.com (N.B.)

² Department of Chemistry, Faculty of Sciences, University of Jijel, Algeria, Département de Chimie, Faculté des Sciences Exactes et Informatique, Université Mohamed Seddik Ben Yahia Jijel, Jijel 18000, Algeria

* Correspondence: didier.villemin@ensicaen.fr

[†] Presented at the 27th International Electronic Conference on Synthetic Organic Chemistry, 15 November 2023–30 November 2023. Available online: <https://ecsoc-27.sciforum.net/>.

Abstract: Aurones are natural bioactive dyes found in plants, many of them are biologically actives. We reported herein that α,β -dicarbonyl compounds condense with 3-coumarones; without solvent under microwave irradiation with clay as catalyst. Novel acylaurones were obtained in good yields, the more stable *E*-isomer was formed stereoselectively.

Keywords: aurone; clay catalysis; coumaranone; microwave

1. Introduction

Aurones are natural products [1] and some of aurone derivatives were used recently in medicinal chemistry [2,3]. The aurones were generally synthesized by condensation of coumaran-3-ones with aldehydes under acido-basic conditions [4–6]. While ketones generally do not condense easily in these conditions with 3-coumaranones, we report herein that the more electrophilic α,β -dicarbonyl compounds [7] lead to these condensations providing new tetrasubstituted aurones. To our knowledge, the tetrasubstituted aurones already described in literature were obtained only by ring formation [8].

In order to avoid the benzylic rearrangement [9] of the α,β -dicarbonyl compounds in a basic medium, we have preferred to use acidic catalysis rather than basic one. We have described since 1989 [10] the clays as good catalysts in solvent-free Knoevenagel reaction under microwave irradiation (Scheme 1).



Scheme 1. acidic catalysed condensation of 3-coumaranone with α,β -dicarbonyl compounds.

2. Section (Heading 1)

According to this methodology, an equimolar mixture of benzofuran-3(2H)-one and dicarbonyl compound adsorbed on clay in a close tube was irradiated by microwave at 2450 MHz in a resonance cavity Anton Paar Monowave 300. The reaction of coumaranone **1a** and benzil **2a** are used as model reaction to test the clays K10, KSF or algerian clay of

Citation: Boussafi, K.; Villemin, D.; Bar, N. Clay Catalysis: Solventless Condensation of Benzofuran-3(2H)-One with α,β -Dicarbonyl Compounds under Microwave Irradiation. Synthesis of New Acyl-Aurones. *Chem. Proc.* **2023**, *14*, x. <https://doi.org/10.3390/xxxxx>

Academic Editor(s): Name

Published: 15 November 2023



Copyright: © 2023 by the authors. Submitted for possible open access publication under the terms and conditions of the Creative Commons Attribution (CC BY) license (<https://creativecommons.org/licenses/by/4.0/>).

Maghnia (Maghia) treated with sulphuric acid [11] as catalyst. All these clays conduct to similar yields (around 80%) after microwave irradiation.

Under these conditions, novel acylaurones not previously described, were prepared according to the Scheme 1. The irradiation conditions and the yields are reported in Table 1. The new products were characterized by mass spectroscopy, ^1H and ^{13}C NMR spectroscopy.

Table 1. synthesis of new acylaurones under microwave activation.

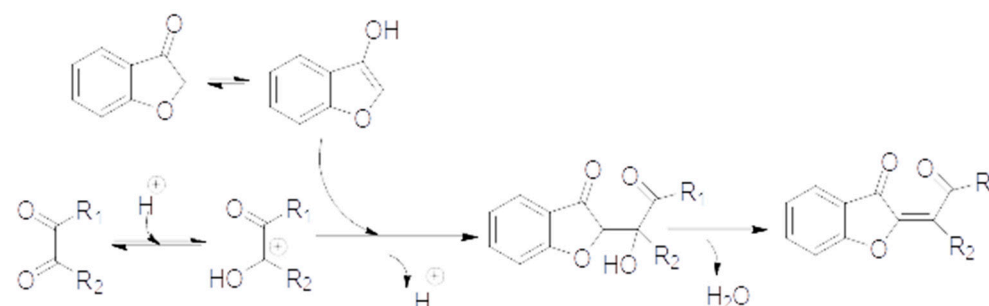
Starting reactants

R= H (a); OH (b); OCH₃ (c)

Coumaranone 1a–b	α,β -dicarbonyl 2	Conditions	Product, Yield %
1a	2a	200 °C, 15 min	3a, 80
1a	2b	200 °C, 10 min	3a, 75
1a	2c	200 °C, 10 min	3a, 72
1a	2d	200 °C, 10 min	3d, 70
1a	2e	200 °C, 15 min	3e, 70
1b	2a	180 °C, 10 min	3f, 67
1b	2b	180 °C, 10 min	3g, 65
1b	2c	180 °C, 10 min	3h, 63
1b	2d	180 °C, 10 min	3i, 60
1b	2f	180 °C, 10 min	3j, 70
1c	2a	180 °C, 10 min	3k, 65
1c	2b	180 °C, 10 min	3l, 80

3. Mechanisms

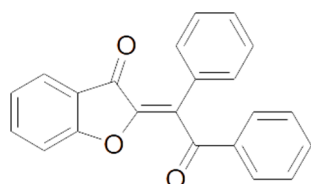
A probable mechanism for this acidic condensation involves the addition of α -hydroxy-acylium cation on the enol form of the 3-coumaranone according to the Scheme 2:



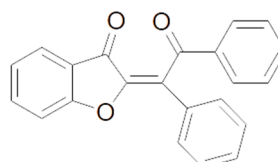
Scheme 2. probable mechanism of acidic catalysed condensation of 3-coumaranone with α,β -dicarbonyl compounds.

4. Stereochemistry

Two stereoisomers can be formed in the acidic catalysed condensation of 3-coumaranone with carbonyl compounds. In the case of aldehydes, only the more stable Z-isomer was produced. In the case of α,β -dicarbonyl compounds, only one stereoisomer was formed (TLC, NMR). We focused on the case of the two stereoisomers of **3a** and we have predicted the ^{13}C NMR spectra of Z and E **3a**, with Spartan software [12]: the more stable E-isomer displays a ^{13}C NMR spectrum corresponding to the compound found.



3A Z isomer



3A E isomer, more stable

5. Experimental

5.1. General information

The ^1H NMR and ^{13}C NMR spectra were recorded on a Bruker AC 400 spectrometer at 400 MHz. Samples were recorded in CDCl_3 solutions using TMS as an internal standard. The chemical shifts are expressed in δ units (ppm) and quoted downfield from TMS. The multiplicities are reported as: s, singlet; d, doublet; t, triplet; q, quartet; m, multiplet.

Mass spectra were recorded on Xevo G2-XS QTOF Waters.

Microwave irradiations were performed at 2450 MHz with an Anton-Paar Monowave 300.

Computation was performed with Spartan 14 software (DFT, with B3LYP 3-21G basis) on a Dell workstation

5.2. Starting Reactants

6-hydroxybenzofuran-3(2H)-one (**1b**), 6-methoxybenzofuran-3(2H)-one (**1c**), were prepared according to the literature. Benzofuran-3(2H)-one (**1a**), isatin (**2d**), bromo-5-isatin (**2f**), benzil (**2a**), phenanthraquinone (**2b**), acenaphthoquinone (**2c**), ninhydrine (**2e**) are commercial (Alfa).

Clays used: the algerian clay of Maghnia was treated by sulfuric acid according to the conditions described by us in literature [11]. K10 and KSF clays available (Süd Chemie) are commercial available from Aldrich.

5.3. Typical Experiment

The mixture of dicarbonyl compound **2** (1 mmol) and 3-coumaranone **1a** (1 mmol) was dissolved in methanol (10 mL), the clay K10 (2 g) was added and the solvent was evaporated under vacuum with a rotary evaporator. The powder placed in a G10 tube was irradiated by microwave (see conditions Table 1) with a Monowave 300 of Anton Paar. The powder was extracted with methanol (3 X 20 mL), the solvent was evaporated. The resulting solid was chromatographed by preparative TLC (AcOEt/cyclohexane = 1/3). The coloured acylaurones (orange to red) were characterized by ^1H , ^{13}C NMR and mass spectroscopy.

For example:

(E)-2-(2-oxo-1,2-diphenylethylidene)benzofuran-3(2H)-one (**3a**)

Obtained from benzil **2a** and 3-coumaranone **1a** as an orange solid, $\text{C}_{22}\text{H}_{14}\text{O}_3$, Mp = 175 °C; Rf = 0.64 (AcOEt).

^1H NMR: (400 MHz, CD_3Cl) δ 8.07 (m, 1H); 7.88 (m, 1H); 7.72 (m, 1H); 7.63 (m, 1H); 7.55 (m, 1H); 7.54 (m, 1H); 7.46 (m, 1H).

^{13}C NMR: (400 MHz, CD_3Cl) δ 197.5 (CO); 182.6 (CO), 163.4, 156.2, 137.9, 135.2; 134.5; 132.6; 129.2; 128.9; 128.6; 128.5; 123.4; 119.1

HRMS (M+1): 327.1021 calculated for $\text{C}_{22}\text{H}_{14}\text{O}_3$; found: 327.1020.

IR (cm^{-1}): 1681 (νCO); 1668 (νCO); 1600–1450 ($\nu\text{C}=\text{C}$); 1220 ($-\text{O}-\text{C}$).

Author Contributions: Conceptualization, D.V.; investigation, K.B.; writing—review and editing, D.V., N.B. All authors have read and agreed to the published version of the manuscript.

Funding: This research received no external funding.

Institutional Review Board Statement: Not applicable.

Informed Consent Statement: Not applicable.

Data Availability Statement: Not applicable.

Acknowledgments: The authors thanks Karine Jarsalé for mass spectrometry spectra.

Conflicts of Interest: The authors declare no conflict of interest.

References

- Ikans, R. *Natural Compounds: An Laboratory Guide*; Academic Press: San Diego, CA, USA, 1991.
- Mazziotti, I.; Petrarolo, G.; La Motta, C. Aurones: A Golden Resource for Active Compounds. *Molecules* **2022**, *27*, 2. <https://doi.org/10.3390/molecules27010002>.
- Sui, G.; Li, T.; Zhang, B.; Wang, R.; Hao, H.; Zhou, W. Recent advances on synthesis and biological activities of aurones. *Bioorg. Med. Chem.* **2021**, *29*, 115895. <https://doi.org/10.1016/j.bmc.2020.115895>.
- Varma, R.S.; Varma, M. Alumina-mediated condensation. A simple synthesis of aurones. *Tetrahedron Lett.* **1992**, *33*, 5937–5940. [https://doi.org/10.1016/S0040-4039\(00\)61093-6](https://doi.org/10.1016/S0040-4039(00)61093-6).
- Villemin, D.; Martin, B.; Bar, N. Application of microwave in organic synthesis: Dry synthesis of 2-arylmethylene-3(2)-naphthofuranones. *Molecules* **1998**, *3*, 88–93. <https://doi.org/10.3390/30300088>.
- Boussafi, K.; Villemin, D.; Bar, N.; Belghobsi, M. Green Synthesis of Aurones and Related Compounds under Solvent-free Conditions. *J. Chem. Res.* **2016**, *40*, 557–569. <https://doi.org/10.3184/174751916X14719593488659>.
- Junek, H.; Hamböck, H.; Hornischer, B. Synthesen mit Nitrilen, 12. Mitt.: Die Malonitrilylidenverbindungen des Phenanthren- und Acenaphthenchinons. *Monatshefte Chem.* **1967**, *98*, 315–323. <https://doi.org/10.1007/BF00899947>.
- Lin, C.F.; Lu, W.D.; Wang, I.W.; Wu, M.J. Synthesis of 2-(Diarylmethylene)-3-benzofuranones Promoted via Palladium-Catalyzed Reactions of Aryl iodides with 3-Aryl-1-(2-*tert*-butyldimethyl-silyloxy) phenyl-2-propyn-1-ones. *Synlett* **2003**, *13*, 2057–2061. <https://doi.org/10.1055/s-2003-42049>.
- Selman, S.; Eastham, J.F. Benzilic acid and related rearrangements. *Q. Rev. Chem. Soc.* **1960**, *14*, 221–235. <https://doi.org/10.1039/QR9601400221>.
- Ben Alloum, A.; Labiad, B.; Villemin, D. Application of microwave heating techniques for dry organic reactions. *J. Chem. Soc. Chem. Commun.* **1989**, *7*, 386–387. <https://doi.org/10.1039/C39890000386>.
- Didi, M.A.; Makhoukhi, B.; Azzouz, A.; Villemin, D.; Colza oil bleaching through optimized acid activation of bentonite. A comparative study. *Appl. Clay Sci.* **2009**, *42*, 336–344. <https://doi.org/10.1016/j.clay.2008.03.014>.
- Spartan Wavefunction. Available online: <https://www.wavefun.com/> (accessed on).

Disclaimer/Publisher's Note: The statements, opinions and data contained in all publications are solely those of the individual author(s) and contributor(s) and not of MDPI and/or the editor(s). MDPI and/or the editor(s) disclaim responsibility for any injury to people or property resulting from any ideas, methods, instructions or products referred to in the content.