

Proceeding Paper

# Effect and Spectroscopic Analysis of Solutions in Trichloratsetylpyrogallol Synthesis <sup>†</sup>

R. S. Jurayev <sup>1,\*</sup>, A. U. Choriev <sup>2</sup> and N. T. Qaxxorov <sup>1</sup>

<sup>1</sup> Department of “Chemical Engineering and Quality Management”, Shakhrisabz Branch of Tashkent Institute of Chemical Technology, 20, Shahrissabz str., Shakhrisabz 181306, Uzbekistan; navrozbekqahhorov70@gmail.com

<sup>2</sup> Department of “Organic Chemistry”, Karshi State University, 17, Kuchabog str., Karshi 180103, Uzbekistan; azimjon-organik@mail.ru

\* Correspondence: jurayevorganikqdu-1992@mail.ru

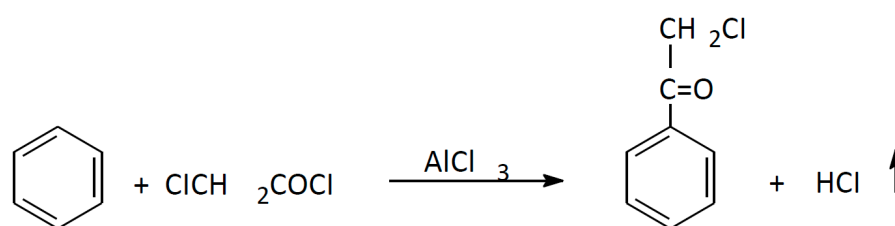
<sup>†</sup> Presented at the 27th International Electronic Conference on Synthetic Organic Chemistry (ECSOC-27), 15–30 November 2023; Available online: <https://ecsoc-27.sciforum.net/>.

**Abstract:** The process of interaction of organic substances mainly occurs in the solvent environment. Therefore, the effect of solvents on the o-chloroacetylation process was studied. For this, the reaction process of triatomic phenol-pyrogallol with chloroethyl chloride in various solvents was studied. In order to study the reaction with pyrogallol chloroacetylchloride in various solvents, the compound was subjected to chromatographic, UV, IR, and NMR analyses.

**Keywords:** chloroacetyl pirogallole; nucleophilic substitution; solvents; UV; IR; and NMR analyses

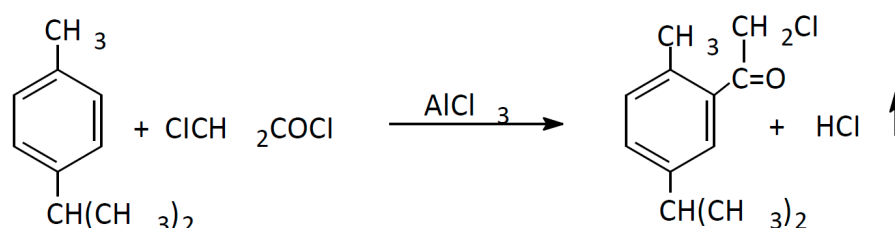
## 1. Introduction

The chloroacetylation reaction of an aromatic ring was first studied by Ch Friedel and J.M. Crafts. They carried out the reaction between benzene and chloroacetyl chloride in the presence of an equimolecular amount of AlCl<sub>3</sub> in a carbon sulfide solution, and as a result obtained the appropriate chloroketone with a yield of 66% [1]:



O. Gore used monochloroacetic anhydride as an acylating agent in the chloroacetylation reaction of benzene and obtained phenacyl chloride in 88% yield.

They studied the interaction of p-Tsymol and chloroacetyl chloride. 2-methyl-5-isopropylphenacyl chloride was obtained with 30% yield using AlCl<sub>3</sub> as a catalyst [2]:



**Citation:** Jurayev, R.S.; Choriev, A.U.; Qaxxorov, N.T. Effect and Spectroscopic Analysis of Solutions in Trichloratsetylpyrogallol Synthesis. *Chem. Proc.* **2023**, *14*, x. <https://doi.org/10.3390/xxxxx>

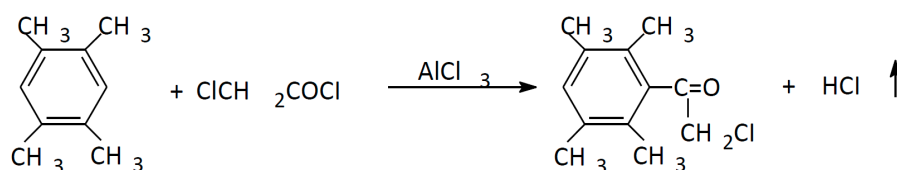
Academic Editor(s): Name

Published: 15 November 2023

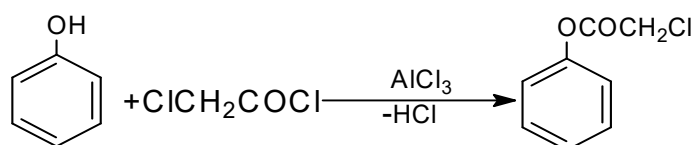


**Copyright:** © 2023 by the authors. Submitted for possible open access publication under the terms and conditions of the Creative Commons Attribution (CC BY) license (<https://creativecommons.org/licenses/by/4.0/>).

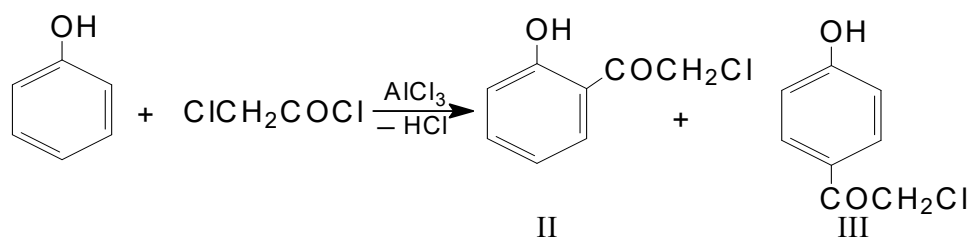
Buy-Khoi and co-workers [3] carried out the chloroacetylation reaction of duralol in the presence of  $\text{AlCl}_3$ . They were able to obtain chloroketone with a high yield (78%):



The reaction of chloroacetylation of phenol was first performed by F. Kunkel and F. Johansson studied phenol:chloroacetyl chloride: $\text{AlCl}_3$  in a ratio of 1:1:0.7 ( $\text{CS}_2$ ,  $0^\circ\text{C}$ ) and they determined that phenylchloroacetate is formed as a result of the reaction [4]:

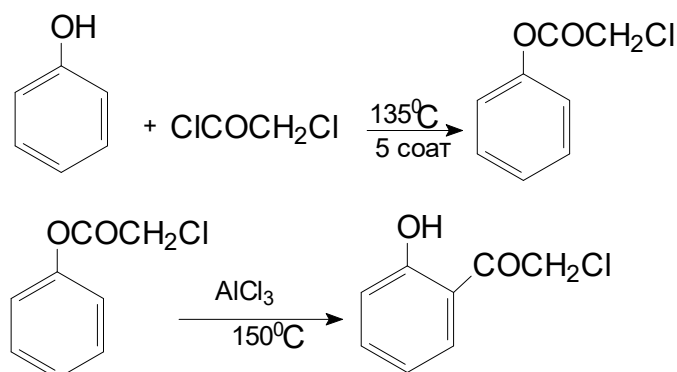


N.M. Cullinan and F.R. When Edwards carried out the same reaction at  $10\text{--}20^\circ\text{C}$  and in an excess of phenol, the S-acylation reaction took place and 2- and 4-hydroxyphenacyl chlorides were formed [5]:



K. Fries and A. Fink practically proved that in the reaction of chloroacetylation of phenols, O-acylation reaction takes place first, complex ether is formed, and then regrouping occurs to form S-acylation product-ketone, later this reaction was named "Fries rearrangement" [7].

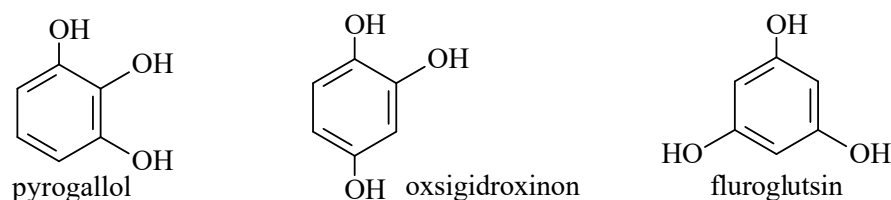
Later K. Fries and V. Pfaffendorfs synthesized phenylchloroacetate by heating a mixture of phenol and chloroacetyl chloride at ( $1350\text{C}$ ) for 5 h and regrouping it ( $1500\text{C}$ ) in the presence of  $\text{AlCl}_3$ , they found that only 2-hydroxyphenacyl chloride was formed as a result of the reaction:



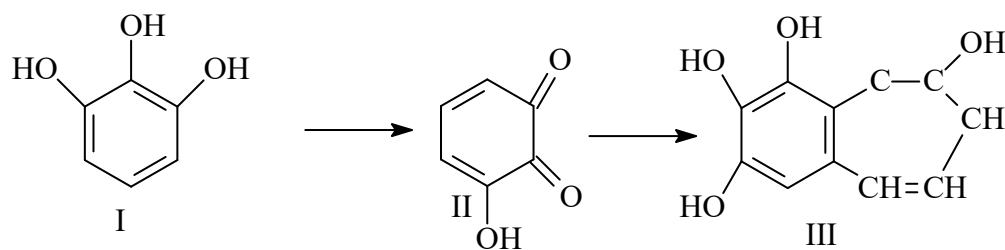
G.N. Dorofenko and E.N. Sodikov [8] also studied the reaction of chloroacetylation of phenol. Unlike the above authors, they heated phenol and chloroacetyl chloride in

equimolecular amounts without catalyst (14 h) and announced the formation of O-acylation product phenylchloroacetate with 79% yield.

Considering the above information, the o-chloroacetylation reaction of triatomic phenols was studied. Pyrogallol (1,2,3-trioxybenzene), oxyhydroquinone, and fluoroglucin (1,3,5-tri oxybenzene) are examples of trihydric phenol compounds:



Pyrogallol has a special property among three-atom phenols. Depending on the condition, it easily undergoes an oxidation reaction and turns into a tarry black liquid. Research has revealed that when pyrogallol is oxidized, the following process occurs: pyrogallol is first transformed to orthoquinone, then at the conclusion of the process, it is converted to purpurogallin [9–11].



The chemical activity of pyrogallol was increased by a chloroacetylation process. It is well recognized that the chloroacetylation reaction's byproducts are extensively employed in the chemical industry, in medicine, and in several agricultural industries. The national economy therefore places a high value on phenol chloroacetylation goods and items made from their base. Finding practical and affordable ways to synthesize new chloroacetyl products and their derivatives, as well as studying their biological properties, is one of the urgent tasks of organic chemistry.

## 2. Experimental

To ascertain the composition of the reaction products, Silufol-254 plates were subjected to thin layer chromatography (TLC). In the mobile phase system of benzene and ethyl ether of acetic acid (95:5), TLC was used to assess the reaction's development and the purity of the compounds that were produced during the process. Aluminum plates with a silica gel coating (silica gel 60 F254) purchased from MERCK in India were used for the TLC stationary phase. UV light was used to see how compounds were distributed on TLC plates. Column chromatography was used to clean the reaction mixture, and the yield of the chemical reaction that resulted from isolation was determined. After separation by column chromatography, the reaction mixture was confirmed by TLC using benzene and ethyl acetate (95:5) as the mobile phase. The reaction was subsequently completed, and the liquid was poured into ice-cold water. The solid material that had crystallized was filtered and dried. The starting material was cleaned using column chromatography and petroleum ether and ethyl ester of acetic acid. The FT-IR spectra of the goods were obtained on a Carl Sies (Germany) Specord IR-71 spectrophotometer using the KBr pellet method. TMS was used as the internal standard for the  $^1\text{H}$  NMR recordings, and chemical shift values were expressed in ppm scale using a Bruker (Germany) 400 MHz NMR apparatus. Using a Mvtec melting point equipment and the open capillary approach, the uncorrected melting points of the produced compounds were determined [12,13].

*Synthesis of trichloroacetylpyrogallol.* Try out the pyrogallol chloroacetylation process. In a 100 mL round flask with a refrigerant (1:3), combine 6.3 g (ops mol) of pyrogallol and 16.95 g (p-1.4 g/mL, 12.1 mL; 0.15 mL) of chloroacetyl chloride. 35 cc of chloroform (along with other solvents) was added before being poured over them. The combination is heated, and it is anticipated that the process will start when the solvent reaches its boiling point. The radiation lasts for 22 h. In reality, the separation of the HCl (as confirmed by wet litmus paper) is evidence of the process' progress. The solvent was released when the process had finished. Tests revealed that the leftover mixture was TLC (0.644).

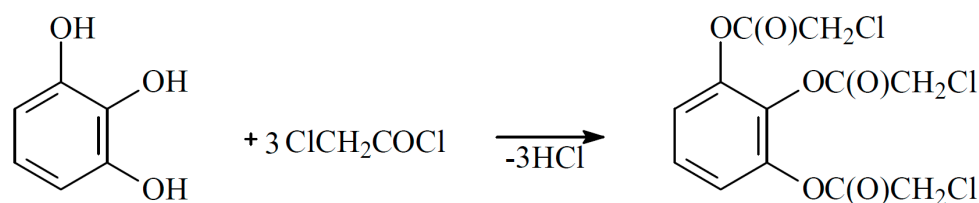
### 3. Reaction Results and Discussion of Results

When the O-chloroacetylation process is carried out in a chloroform solution, the degree of generality is at its highest. Pyrogallol is chloroacetylated to produce 95% O-chloroacetyl pyrogallol in a chloroform solution.

The sorbed electron density from the chloroacetyl chloride molecule gives the oxygen molecule in the reaction between pyrogallol and chloroacetyl chloride a partial negative charge. The carbon atom interacts with the double electrons of the hydroxyl group in the pyrogallol molecule to form complex I, and the chlorine and oxygen atoms' electrons work to give the element carbon a partial positive charge. Complex II, from which the byproduct of the reaction with hydrogen chloride is removed, is generated during the process when an oxygen-to-carbon valence bond is formed.

Chlorine organic compounds used in the reaction process were more efficient. However, in other solvents (benzene, hexane, and heptane), the reaction was more difficult, and in the process, the product was formed mixed with the oxidation product of pyrogallol. This made the process more complicated.

It is investigated how pyrogallol reacts with trichloroacetylpyrogallol and chloroacetylchloride.

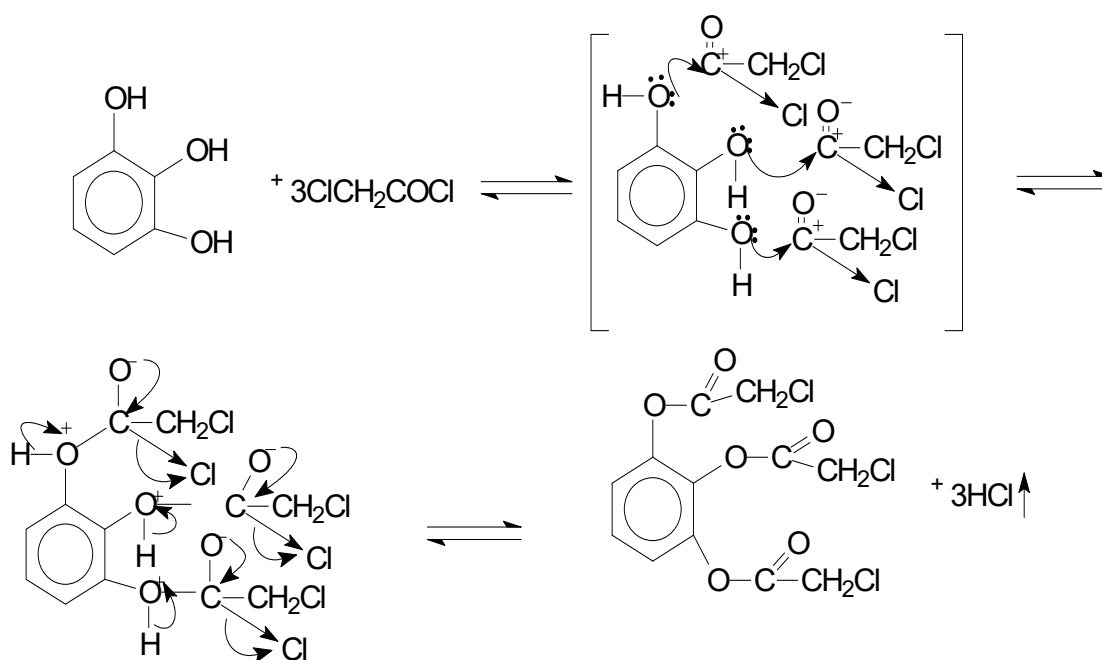


The procedure continues till the conclusion of the HCl elavage as the reaction follows the type of nucleophilic exchange ( $S_N1$ ). The production yield of the product in chloroform was high, and the procedure was carried out in apraton solvents. Table 1 provides the yield of the reaction in relation to the reducers.

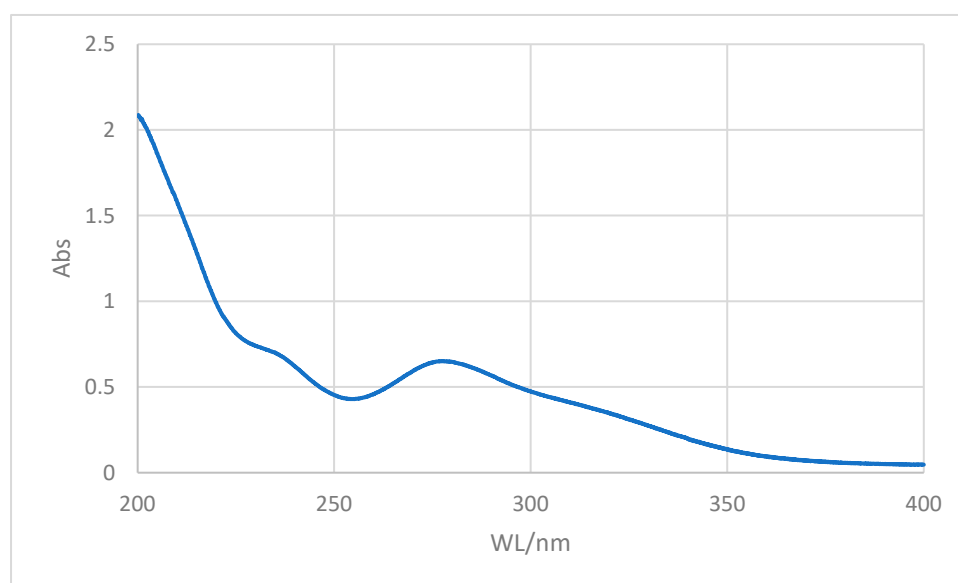
**Table 1.** Reaction product of the production of trichloroacetylpyrogallol with relation to solvents.

Solvents	T <sub>qay</sub> °C	ρ g/mL	η %
Xloroform	61.2	1.483	95
Tetraxlormetan	76.75	1.595	90
Dixloretan	83.47	1.253	99
Benzol	80.1	0.879	61.2
Geptan	98	0.6834	60.03
Geksan	68.95	0.6594	60.12

Reaction mechanisms:



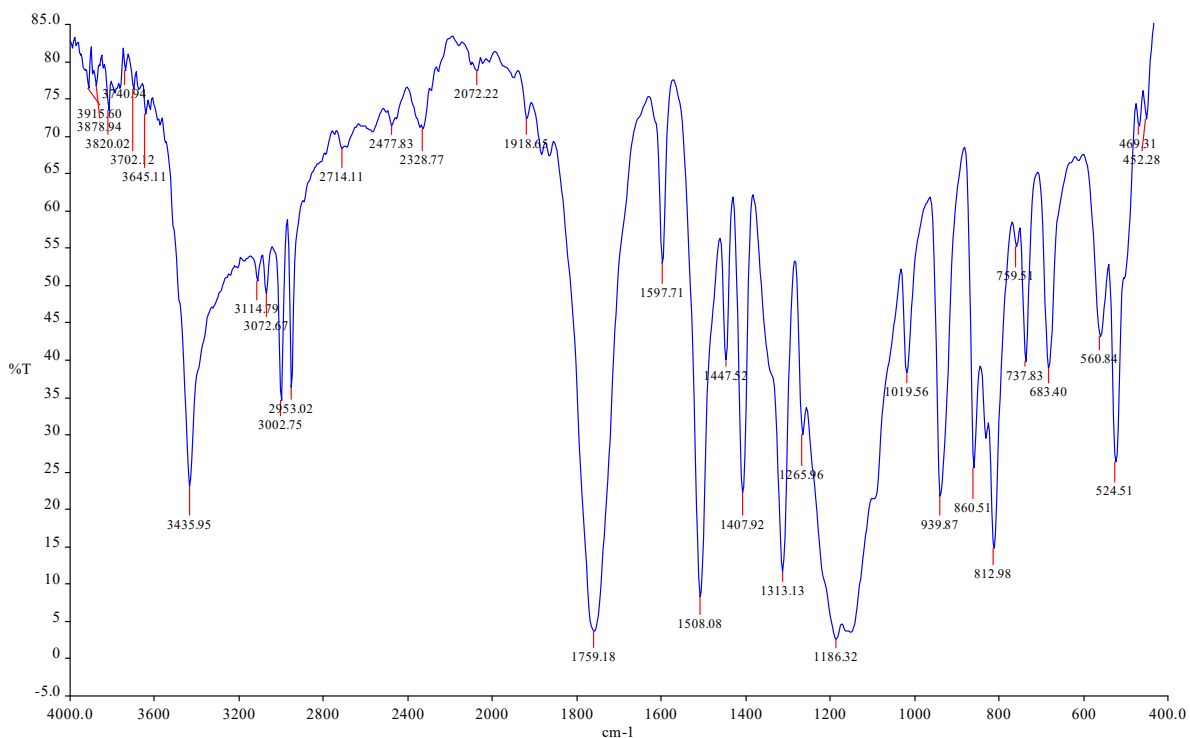
**UV-spectral data of trichloroacetylpyrogallol:** The aromatic ring for pyrogallol exhibits UV absorption spectra in the region of 228 nm ( $\pi \rightarrow \pi^*$ ) and 265 nm ( $n \rightarrow \pi^*$ ) of the OH group linked to the aromatic ring. These absorption regions, however, were not preserved in the molecule we created throughout the reaction. The development of the estimated product is further supported by the fact that the aromatic ring's absorption area relocated to 250 nm and a new absorption region between 295 and 310 nm was created as a result of the synthesis of the carbonyl group ( $\text{C}=\text{O}$ ) (Figure 1).



**Figure 1.** UV spectrum of the chloroacetyl chloride product of pyrogallol.

**IR-spectral data of trichloroacetylpyrogallol (Figure 2):** (Ar)C-C bond in the range  $1500\text{--}1400 \text{ cm}^{-1}$ , (Ar)C-H bond in the low absorption region  $3100\text{--}3000 \text{ cm}^{-1}$ , Carbonyl group valence oscillation ( $\nu_{\text{C}=\text{O}}$ )  $1790\text{--}1720 \text{ cm}^{-1}$  intensity extremely strong field, characterized by a carbonyl group C-O bond  $1280\text{--}1270 \text{ cm}^{-1}$  area, and (Ar) =C-O- bond  $1270\text{--}1180 \text{ cm}^{-1}$  broad intense absorption field. In the  $800\text{--}600 \text{ cm}^{-1}$  region of absorption, intense valence bond oscillations of the  $-\text{CH}_2\text{-Cl}$  bond are seen. In the resulting product, the following absorptions are seen: strong, medium-intensity acetyl group valence

oscillations in the region of absorption at  $3452.17\text{ cm}^{-1}$ ; average weak-intensity absorption valence oscillations particular to group C-H in the aromatic ring:  $311.27, 307.25, 3011.65\text{ cm}^{-1}$ ; average weak-intensity absorption valence oscillations specific to group C=C in the aromatic ring:  $1598.03, 1509.24, 1455.96, 1465.40, 1441.33, 1410.82\text{ cm}^{-1}$ ; average weak-intensity absorption deformation oscillations specific to group C-H in the aromatic ring were  $947.85, 922.51, 826.57, 769.65, 769.83, 709.45, 734.19,$  and  $654.45\text{ cm}^{-1}$ ; average C=O group specific deformation vibration was  $1759.51\text{ cm}^{-1}$ ; average valence oscillations specific to group C-O in the area of weak absorption was  $1054.80$ ; Oscillations unique to the C-Cl group were avoided in the region of average absorption of  $522.68\text{ cm}^{-1}$ .



**Figure 2.** Fourier transform infrared spectrum of O-trichloroacetyl pyrogallol.

**<sup>1</sup>H NMR-spectral data of trichloroacetylpyrogallol:** The <sup>1</sup>H NMR (400 MHz, CDCl<sub>3</sub>) spectra of O-trichloroacetyl pyrogallol are presented in Figure 3 and characterize the absorption lines of the hydrogen atoms in the molecule as follows:  $\delta$  6.7 (m, 1H, ArH), 7.07 (d,  $I = 8.5\text{ Hz}$ , 1H, ArH), 7.25 (m, 1H, ArH), 12.23 (s, 1H, -OH). <sup>13</sup>C-NMR (400 MHz, CDCl<sub>3</sub>):  $\delta$  163.8, 153.0, 136.1, 131.7, 126.2, 121.9, 116.0, 77.5, 26.7, 22.8.

1H\_CDCI3\_26042022\_400 MHz

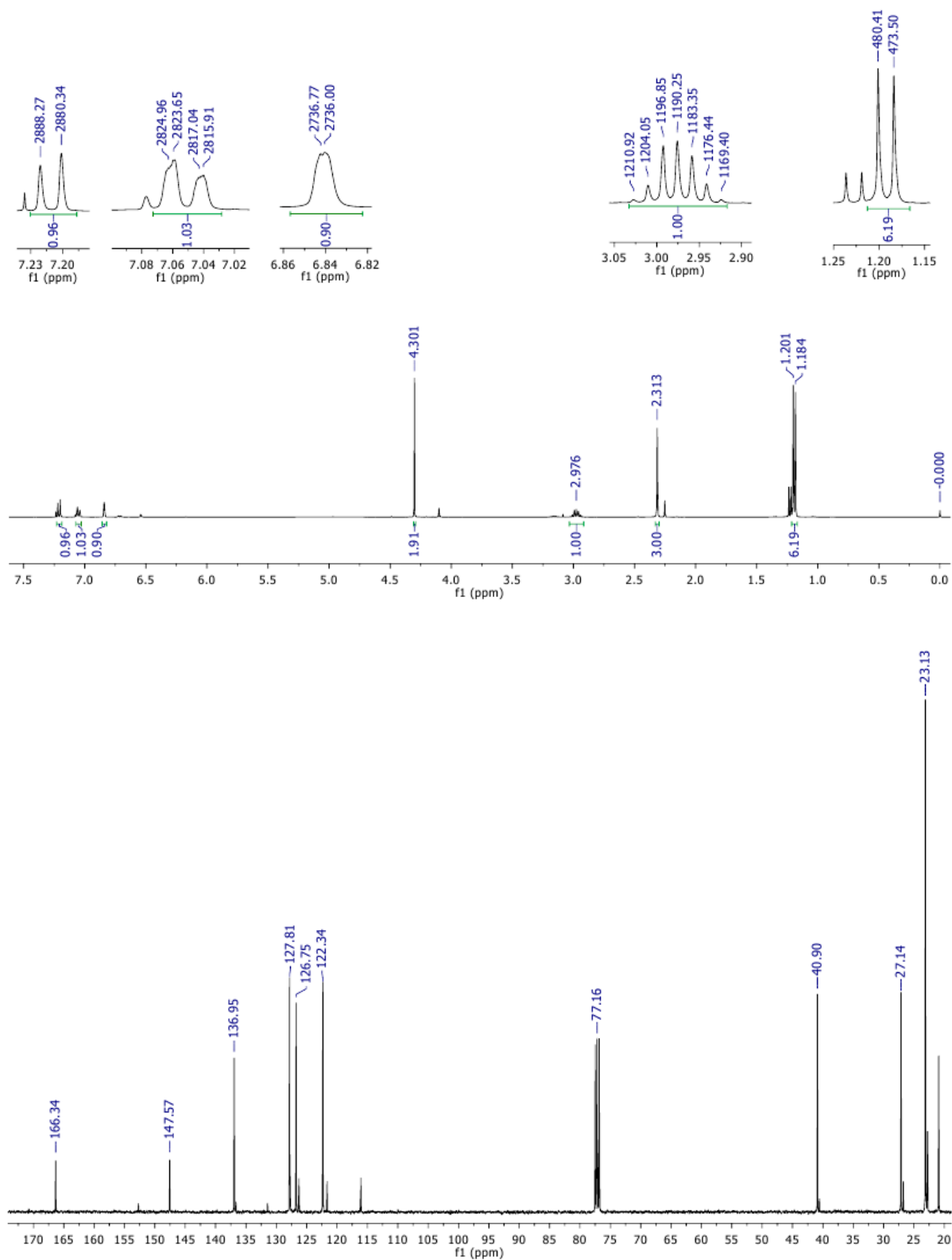


Figure 3. Fourier transform  $^1\text{H}$  NMR and  $^{13}\text{C}$  NMR spectrum of O-trichloroacetyl pyrogallol.

#### 4. Conclusions

As a result of our research, we emphasize that it is necessary to use organochlorine compounds as solvents in the process of o-chloroacetylation of phenols. If heptane,

benzene or hexane is used as an inert solvent, as a result of oxidation of phenols prone to oxidation, various additional compounds appear in the reaction products.

## References

1. Sommer, K. Neue LEWIS-Säuren für die Homogene Katalyse, Mülheim an der Ruhr/Bochum 2003.
2. Process for the Preparation of Aromatic Ketones/Vogt A., Pfenniger A. // EP Patent 0.701.987, 1996.
3. Вuu-Hoi, N.P.; Xuong, N.D.; Suu, V.T. Spasmolytic ketones derived from benzofuran. *Comp. Rend. Acad. Sci.* **1961**, *253*, 1075–1076.
4. Абдушукуров, А.К.; Маматкулов, Н.Н. Хлорацетилирование фенола в присутствии малых количеств катализаторов. *Химия природин. Соедин.* **1998**, 60–61
5. Cullinane, N.M.; Edwards, F.R. Comparison of the Fries and Friedel-Crafts reactions. *J. Appl. Chem.* **1959**, *9*, 133–136.
6. Kobayashi, S. Rare earth metal trifluoromethanesulfonates as watertolerant Lewis acid catalysts in org synthesis. *Synlett* **1994**, *1994*, 689–701.
7. Kawada, A.; Mitamura, S.; Kobayashi, S. Lanthanide trifluoromethanesulfonates as reusable catalysts: Catalytic Friedal-Crafts acylation. *J. Chem. Soc. Chem. Commun.* **1993**, 1157–1158.
8. Дорофенко, Г.Н.; Садекова, Е.И.; Кузнецов, Е.В. Препаративная химия пирилиевых солей. Ростов на Доно. Изд. Ростовского Университета. Вып 1. 1972.-250 с.
9. Tauber, H. Oxidation of pyrogallol to purpurogallin by crystalline catalase. *J. Biol. Chem.* **1953**, *205*, 395–400.
10. Haworth, R.D.; Hobson, J.D. *J. Chem. Sot.* **1951**, 561.
11. Keilin, D.; Hartree, E.F. Properties of catalase. Catalysis of coupled oxidation of alcohols. *Biochem. J.* **1945**, *39*, 293.
12. Smith, M.B. *March's Advanced Organic Chemistry: Reactions, Mechanisms and Structure*, 7th ed.; McGraw-Hill: New York, NY, USA, 2013.
13. Carruthers, W. *Lain Coldham "Modern Methods of Organic Synthesis"*; Cambridge University Press: Cambridge, UK, 2006.
14. Clayden, J.; Warren, S. *Organic Chemistry*; Oxford University Press: Oxford, UK, 2012.
15. Li, J.J. *Name Reactions A Collection of Detailed Mechanisms and Synthetic Applications*; Springer: Berlin/Heidelberg, Germany, 2009.

**Disclaimer/Publisher's Note:** The statements, opinions and data contained in all publications are solely those of the individual author(s) and contributor(s) and not of MDPI and/or the editor(s). MDPI and/or the editor(s) disclaim responsibility for any injury to people or property resulting from any ideas, methods, instructions or products referred to in the content.