

# Innovative Microorganisms in Environmental Cleanup: EMO-Based Bioprocesses <sup>†</sup>

Hakan Çelebi <sup>\*</sup>, Tolga Bahadır, İsmail Şimşek and Şevket Tulun

Department of Environmental Engineering, Aksaray University, Aksaray 68100, Turkey;  
tolgabahadir61@gmail.com (T.B.); ismailsimsek@aksaray.edu.tr (İ.Ş.); stulun@aksaray.edu.tr (Ş.T.)

<sup>\*</sup> Correspondence: hakancelebi@aksaray.edu.tr; Tel.: +90-382-288-3598

<sup>†</sup> Presented at the 2nd International Electronic Conference on Microbiology, 1–15 December 2023; Available online: <https://ecm2023.sciforum.net>.

**Abstract:** All over the world, environmental engineers, environmental biologists, biochemists and other scientists are concerned about environmental pollution. In particular, different treatment technologies and applications in terms of water and soil health have been investigated for years. Studies show that the bioprocess (biosorption, bioremediation, bioaccumulation, etc.) approach is more advantageous (economical, easy design, and environmentally friendly etc.) than many treatment methods. Thanks to these advantages, bioprocesses have been preferred for the removal of different pollutants in the receiving environment. Effective microorganisms (EMO) are defined as mixed cultures of advantageous and naturally occurring microorganisms that can be used as vaccine material. EMO is a natural fermentation product that is not chemically or genetically modified in the form of a concentrated solution. An EMO consists of 10 species, including photosynthetic (*Rhodospseudomonas palustris* and *Rhodobacter sphaeroides* etc.), lactic acid (*Lactobacillus plantarum*, *Lactobacillus casei* and *Streptococcus lactis* etc.) bacterial groups, yeasts (*Saccharomyces cerevisiae* and *Candida utilis* etc.), actinomycetes, and fermenting fungi. is coming. The main components of EMO are lactic acid bacteria, yeasts and photosynthetic bacteria. In liquid solution they are in harmony. This article aims to review the literature on 'Effective Microorganism (EMO)' from different scientific databases and discuss the effectiveness of using EMO for bioprocess.

**Keywords:** cleanup; eco-friendly; EMO; bioprocess

**Citation:** Çelebi, H.; Bahadır, T.; Şimşek, İ.; Tulun, Ş. Innovative Microorganisms in Environmental Cleanup: EMO-Based Bioprocesses. *Biol. Life Sci. Forum* **2023**, *31*, x. <https://doi.org/10.3390/xxxxx>

Academic Editor(s): Name

Published: date



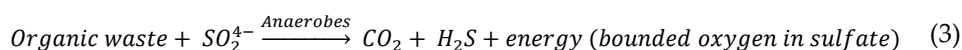
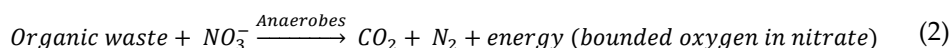
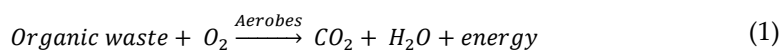
**Copyright:** © 2023 by the authors. Submitted for possible open access publication under the terms and conditions of the Creative Commons Attribution (CC BY) license (<https://creativecommons.org/licenses/by/4.0/>).

## 1. Introduction

The place of water in the ecosystem is important in terms of both pollution and quality resource potential. It has been reported that there are only 2.5% fresh water resources in the world [1]. The rapid increase in the living population and the activities related to this increase pose a great risk to water resources. With the recent COVID-19 pandemic, the damage caused by the human population to the environment has become clear. Continuous population growth heralds water scarcity on a global scale [2]. In particular, different pollutants in untreated wastewater cause dangerous effects on natural water resources [3,4]. Therefore, the availability of water in all countries has implications for wastewater recovery, water saving, etc. must be protected by applications.

Wastewater treatment can be explained as the process of obtaining water suitable for different purposes such as washing and irrigation by minimizing pollutants [5–7]. In some cases, traditional wastewater treatment practices have become unfeasible due to the changing pollutant profile. It is caused by factors such as low efficiency, secondary pollution, high installation, maintenance and operating costs [8–10]. Therefore, it has become necessary to switch from traditional methods to alternative environmentally friendly technologies [4]. As an alternative method, energy-efficient and eco-friendly

“Microorganism-based green technologies” (MicroRG-based GT) have come to the fore in recent years. Different groups of microorganisms (algae, bacteria, fungi, protozoa) are used in wastewater treatment. Specific microorganisms provide purification by using organic pollutants in the wastewater structure for their vital activities [11,12]. Before EMO technology, classical microorganisms took part in treatment according to environment conditions. Aerobe and anaerobic bacteria, which are the most widely used and most intense in purification, are preferred because they are abundant in the ecosystem [13]. These bacteria take part in the following three different reactions in the activated sludge process [4].



Microalgae species are photosynthetic microorganisms used in wastewater bioremediation [4,14,15]. Protozoa and fungi are other microorganisms that play an active role in the treatment of wastewater with different characteristics [16]. Recent research has included green and biotechnological applications for recycling according to its type. In particular, plant-fungus and plant-bacteria based studies are carried out. Table 1 includes green technology research (GTR) conducted with different groups of microorganisms.

**Table 1.** Different green technologies based on microorganisms in pollutant treatment.


Microorganisms Group	GTR	Wastewater	References
Bacteria	<i>Acinetobacter junii</i> NT-15	Plant-bacteria interaction	Textile [17]
	<i>Bacillus subtilis</i> LORI66	Plant-bacteria interaction	Oil [18]
	<i>Klebsiella</i> sp. LCRI87	Plant-bacteria interaction	Oil [19]
Fungi	<i>Aspergillus</i> <i>flvaus</i> CR500	Plant-fungus interaction	Tannery [20]
	<i>Trichoderma</i> sp.	Data not available	Electroplating [21]
Protozoa	<i>Poteriospumella</i> sp.	Bacteria-protozoa interaction	Industrial [22]
	<i>Peranema</i> sp.	Bacteria-protozoa interaction	Industrial [23]
Algae	<i>Tetraselmis suecica</i>	Fungus-algae interaction	Swine [24]
	<i>Chlorella</i> sp.	Bacteria-algae interaction	Tannery [25]

Both plant/soil improvement and wastewater treatment/recovery are carried out with “Effective Microorganisms (EMO)”, which is defined as the hybrid form of these microorganisms [26]. There are also commercial forms of EMOs used as green technology tools. The main purpose of this review is to search the literature on EMO from different scientific databases and discuss the effectiveness of using it for receiving environments (water, soil, and wastewater).

## 2. The Classification and Characteristics of EMO

Microorganisms form the basis of the ecological pyramid, and interacting with the microorganisms in this pyramid provides advantages for health and the environment. EMOs are defined as mixed cultures of advantageous and naturally occurring microorganisms that can be used as seed materials. EMO is a natural fermentation product that has not been chemically or genetically modified in the form of a concentrated solution. An EMO consists of 10 families from 5 families, including photosynthetic (*Rhodospseudomonas palustris* and *Rhodobacter spaeroides*), lactic acid (*Lactobacillus plantarum*, *L. casei*, and

*Streptococcus lactis*) groups of bacteria, yeasts (*Saccharomyces cerevisiae* and *Candida utilis*), actinomycetes and fermenting fungi [27]. In liquid solution, these are in harmony. On a commercial scale, there are products such as EM1™, PRO EM1®, Bokashi, EM Compost, and EM Mudballs. These microorganisms have been isolated by many scientists. Research has shown that EMOs can be used in areas such as agriculture, animal husbandry and water quality. In particular, it supports aquatic biodiversity and fish health in terms of water quality [28,29]. Lactic acid bacterial species, yeast and phototrophic bacteria in the structure of EMO have the ability to ferment organic components. Active EMOs consist of a group of microorganisms that increase the number of single-celled creatures and organisms in the soil. In many countries, activities such as bokashi and mudball are carried out in natural water resources and soil (Figure 1). For example, in Thailand, EMO is used within the scope of environmentally friendly agriculture. A mudball event is organized in Malaysia to purify the polluted water.




**Figure 1.** (a) Principal Microorganism in EM1™ (adapted from <https://www.integratedbioproducts.com/post/the-origin-of-effective-microorganisms>); (b) EM Mudballs; (c) EMO Solution.

### 3. EMO Effectiveness in Wastewater Treatment

Water quality and water scarcity are common problems of all countries in the world along with climate change. The solution to these problems is bioprocesses performed with microorganisms in different forms (mudball, powder and solution), which are eco-friendly and inexpensive [30]. EMOs are commercially offered as a solution in the form of a brown microorganism cocktail. EMOs, which have recently become among the alternative wastewater treatment technologies, are advantageous in terms of improving both cost and physicochemical properties. EMOs are an environmentally friendly product and are manifested in applications around the world, especially in water and wastewater treatment [31]. The Effective Microorganism Research Organization (EMRO) considers EMO+mudball application as an alternative technology for wastewater treatment and improvement of natural water quality. Yalcin et al. [32] carried out local wastewater treatment with both traditional and EMO in their study. The results of the study showed that classical methods were less efficient than EMO (Figure 2).

Research in the literature has revealed that EMOs are effective in heavy metal removal. In a study, they added EMO+mudball to improve the physicochemical characterization of laundry wastewater [30]. In another study, EMO was used to make dairy industry wastewater compatible with irrigation water criteria [33]. Wastewater from the automotive, food and pharmaceutical industries was tried to be treated with EMO, a mixture of *Acinetobacter pittii*, *Escherichia coli*, *Fictibacillus nanhaiensis*, *Lysinibacillus xylanilyticus* and *Planococcus maritimus* [34]. Bioremediation of priority pollutants (drug residues, heavy metals, oil hydrocarbons) has been achieved with magic fungi [35]. In domestic wastewater treatment studies with EMO solutions obtained by different methods, Kavitha and Vani [36] and Dipali et al. [37] provided a sustainable treatment. Velmurugan and Pandian [38] investigated the effectiveness of EMOs in terms of quality in food industry

effluent in their study. Commercial EMO consists *Rhodospseudomonas* sp., *Lactobacillus* sp., and *Saccharomyces* sp. Research results showed that the removal efficiency of inorganic compounds in wastewater was >60%. EMO effectiveness has been tested in the production of eco-enzymes from food waste for wastewater treatment [39]. Moreover, EMO has many functions, including biostimulant, and plays an effective role in the biosorption of heavy metals from wastewater.



**Figure 2.** Usage areas of EMOs. (adapted from <https://www.permaculture-news.org/2016/01/19/what-are-effective-microorganisms/>; <https://aosts.com/role-microbes-microorganisms-used-wastewater-sewage-treatment/>; <https://www.smilinggardener.com/collection/effektivemicroorganisms/>).

### 3. Interaction of Soil, Agriculture, Plant and EMO

EMOs are widely produced for MicroRG-based GT because they are reliable and harmless. Growth-promoting microorganisms are important as biosecurity mechanisms in both agricultural activities and plant development. Decreases in productivity and quality in agriculture are negatively affected by biotic and abiotic stress factors. As a solution to the negativities, biostimulants (EMO and different compounds) used in green technology make positive contributions with their regulating effects on plant development, product quality and soil structure [40]. EMOs offer positive results in terms of increasing the microbial diversity of soils and plants and in terms of crop rotation and management. The productivity and quality of agricultural crops are increased by spraying EMO culture as previously reported. According to studies, in agricultural soil treated with EMO, pathogenic microorganisms decrease, the degradation of organics accelerates, and the plant nutrient balance increases [27]. Additionally, it supports the growth of beneficial microorganisms such as mycorrhizae by being used instead of fertilizers and pesticides. Dos Santos et al. [41] and Abdelkhalik et al. [42] tested both the diversity and durability of Palisade grass and hot piper plants, respectively, in their seed EMO technique.

### 4. Conclusions

The results of the study can be listed as follows: (i) Active use of EMOs is key to sustainability and eco-innovation. (ii) The most important advantage of EMOs over natural microorganisms is that they are in optimally balanced populations. (iii) EMOs increase

the diversity of soil flora and fauna with the components they produce. They remain in the soil ecosystem long enough to provide the desired effects. (iv) According to the United Nations Sustainable Development Goals (SDGs), Goal 12 is achieved with EMO technology. (v) Lactic acid bacteria, yeast and phototrophic bacteria contained in EMO have the ability to ferment organic substances and prevent decay. (vi) EMO maximizes their natural power by activating local and indigenous microorganisms living in soil and water.

**Author Contributions:** Conceptualization, methodology, formal analysis, investigation, resources, writing—original draft preparation, writing—review and editing, visualization, H.Ç., T.B., İ.Ş., Ş.T. All authors have read and agreed to the published version of the manuscript.

**Funding:** This research received no external funding.

**Institutional Review Board Statement:**

**Informed Consent Statement:** Not applicable.

**Data Availability Statement:** Not applicable.

**Acknowledgments:** This study was carried out in Aksaray University Central Library and Engineering Faculty Environmental Engineering Department.

**Conflicts of Interest:** The authors declare no conflict of interest.

## References

1. Shahat, A.; Awual, M.R.; Khaleque, M.A.; Alam, M.Z.; Naushad, M.; Chowdhury, A.M.S. Large-pore diameter nano-adsorbent and its application for rapid lead (II) detection and removal from aqueous media. *Chem. Eng. J.* **2015**, *273*, 286–295.
2. Goswami, R.K.; Mehariya, S.; Verma, P.; Lavecchia, R.; Zuorro, A. Microalgae-based biorefineries for sustainable resource recovery from wastewater. *J. Water Proc. Eng.* **2020**, *40*, 101747.
3. Kumar, R.K.; Agrawal, K.; Mehariya, S.; Verma, P. Current perspective on wastewater treatment using photobioreactor for *Tetraselmis* sp.: An emerging and foreseeable sustainable approach. *Environ. Sci. Pollut. Res.* **2021**, *67*, 61905–61937.
4. Singh, D.; Goswami, R.K.; Agrawal, K.; Chaturverdi, V.; Verma, P. Bio-inspired remediation of wastewater: A contemporary approach for environmental clean-up. *Curr. Res. Green Sustain. Chem.* **2022**, *5*, 100261.
5. Rakhimi, A.; Meddich, A.; Oufdou, K.; Baslam, M. Plants-microorganisms-based bioremediation for heavy metal cleanup: Recent developments, phytoremediation techniques, regulation mechanisms, and molecular responses. *Int. J. Mol. Sci.* **2022**, *23*, 5031.
6. Goswami, R.K.; Agrawal, K.; Verma, P. Phycoremediation of nitrogen and phosphate from wastewater using *Picochlorum* sp.: A tenable approach. *J. Basic Microbiol.* **2021**, *62*, 279–295.
7. Choudri, B.S.; Charabi, Y. Health effects associated with wastewater treatment, reuse, and disposal. *Water Environ. Res.* **2019**, *91*, 976–983.
8. Longo, S.; d'Antoni, B.M.; Bongards, M.; Chaparro, A.; Cronrath, A.; Fatone, F.; Lema, J.M.; Mauricio-Iglesias, M.A.; Soares, A. Hospido, Monitoring and diagnosis of energy consumption in wastewater treatment plants. a state of the art and proposals for improvement. *Appl. Energy* **2016**, *179*, 1251–1268.
9. Neoh, C.H.; Noor, Z.Z.; Mutamim, N.S.A.; Lim, C.K. Green technology in wastewater treatment technologies: Integration of membrane bioreactor with various wastewater treatment systems. *Chem. Eng. J.* **2016**, *283*, 582–594.
10. Wan, J.; Gu, J.; Zhao, Q.; Liu, Y. COD capture: A feasible option towards energy self-sufficient domestic wastewater treatment. *Sci. Rep.* **2016**, *6*, 25054.
11. Ngo, H.H.; Guo, W.; Surampalli, R.Y.; Zhang, T.C. *Green Technologies for Sustainable Water Management*; American Society of Civil Engineers: Reston, VA, USA, 2016.
12. Mohsenpour, S.F.; Hennige, S.; Willoughby, N.; Adeloye, A.; Gutierrez, T. Integrating micro-algae into wastewater treatment: A review. *Sci. Total Environ.* **2021**, *752*, 142168.
13. Nascimento, A.L.; Souza, A.J.; Andrade, P.A.M.; Andreote, F.D.; Coscione, A.R.; Oliveira, F.C.; Regitano, J.B. Sewage sludge microbial structures and relations to their sources, treatments, and chemical attributes. *Front. Microbiol.* **2018**, *9*, 1462.
14. Goswami, R.K.; Agrawal, K.; Verma, P. Microalgae-based biofuel-integrated biorefinery approach as sustainable feedstock for resolving energy crisis. In *Bioenergy Research: Commercial Opportunities & Challenges*; Springer: Singapore, 2021; pp. 267–293.
15. Nguyen, L.N.; Aditya, L.; Vu, H.P.; Johir, A.H.; Bennari, L.; Ralph, P.; Hoang, N.B.; Zdzarta, J.; Nghiem, L.D. Nutrient removal by algae-based wastewater treatment. *Curr. Pollut. Rep.* **2022**, *8*, 369–383.
16. Qadir, G. Yeast a magical microorganism in the wastewater treatment. *J. Pharmacogn. Phytochem.* **2019**, *8*, 1498–1500.
17. Tara, N.; Arslan, M.; Hussain, Z.; Iqbal, M.; Khan, Q.M.; Afzal, M. On-site performance of floating treatment wetland macrocosms augmented with dye-degrading bacteria for the remediation of textile industry wastewater. *J. Clean. Prod.* **2019**, *217*, 541–548.

18. Rehman, K.; Imran, A.; Amin, I.; Afzal, M. Inoculation with bacteria in floating treatment wetlands positively modulates the phytoremediation of oil field wastewater. *J. Hazard Mater.* **2018**, *349*, 242–251.
19. Rehman, K.; Imran, A.; Amin, I.; Afzal, M. Enhancement of oil field-produced wastewater remediation by bacterially-augmented floating treatment wetlands. *Chemosphere* **2018**, *217*, 576–583.
20. Kumar, V.; Dwivedi, S.K. Multimetal tolerant fungus *Aspergillus flavus* CR500 with remarkable stress response, simultaneous multiple metal/loid removal ability and bioremediation potential of wastewater. *Environ. Technol. Innovat.* **2020**, *20*, 101075.
21. Kumar, V.; Dwivedi, S.K. Ecotoxicology and environmental safety hexavalent chromium stress response, reduction capability and bioremediation potential of *Trichoderma* sp. isolated from electroplating wastewater. *Ecotoxicol. Environ. Saf.* **2019**, *185*, 109734.
22. Syed, T.; Batool, U.; Aslam, M.; Noreen, Z.; Farheen, I.; Gondal, A.; Muhammad, S.; Shah, U.; Pucciarelli, S. Bioremediation and decontamination potential of flagellate *Poteriospumella* sp. *Ann. Finance* **2019**, *23*, 142–153.
23. Kamika, I.; Momba, M.N.B. Assessing the resistance and bioremediation ability of selected bacterial and protozoan species to heavy metals in metal-rich industrial wastewater. *BMC Microbiol.* **2013**, *13*, 28.
24. Muradov, N.; Taha, M.; Miranda, A.F.; Wrede, D.; Kadali, K.; Gujar, A.; Stevenson, T.; Ball, A.S.; Mouradov, A. Fungal-assisted algal flocculation: Application in wastewater treatment and biofuel production. *Biotechnol. Biofuels* **2015**, *8*, 24.
25. Das, C.; Ramaiah, N.; Pereira, E.; Naseera, K. Efficient bioremediation of tannery wastewater by monostrains and consortium of marine *Chlorella*. *Int. J. Phytoremediat.* **2018**, *6514*, 284–292.
26. Bala, S.; Garg, D.; Thirumalesh, B.V.; Sharma, M.; Sridhar, K.; Inbaraj, B.S.; Tripathi, M. Recent Strategies for Bioremediation of Emerging Pollutants: A Review for a Green and Sustainable Environment. *Toxics* **2022**, *10*, 484.
27. Yap, C.K.; Al-Mutairi, K.A. Effective Microorganisms as Halal-Based Sources for Biofertilizer Production and Some Socio-Economic Insights: A Review. *Foods* **2023**, *12*, 1702.
28. Safwat, S.M.; Matta, M.E. Environmental applications of Effective Microorganisms: A review of current knowledge and recommendations for future directions. *J. Eng. Appl. Sci.* **2021**, *68*, 48.
29. Talaat, N.B. Effective microorganisms: An innovative tool for inducing common bean (*Phaseolus vulgaris* L.) salt-tolerance by regulating photosynthetic rate and endogenous phytohormones production. *Sci. Horticult.* **2019**, *250*, 254–265.
30. Gumogda, P.A. Modified mudball-effective microorganism as laundry wastewater cleansing agent. *Psychol. Educ.* **2022**, *5*, 850–861.
31. Michalska, K.; Gesek, M.; Sokół, R.; Murawska, D.; Mikiewicz, M.; Chłodowska, A. Effective microorganisms (EM) improve internal organ morphology, intestinal morphometry and serum biochemical activity in Japanese quails under clostridium perfringens challenge. *Molecules* **2021**, *26*, 2786.
32. Yalçın, Z.G.; Dağ, M.; Aydoğmuş, E. Wastewater treatment using active microorganisms and evaluation of results. *Int. J. Adv. Nat. Sci. Eng. Res.* **2023**, *7*, 55–61.
33. Ali, M.N.; Youssef, T.F.; Aly, M.M.; Abuzaid, A.G. Application of effective microorganisms technology on dairy wastewater treatment for irrigation purposes. *J. Degrad. Min. Lands Manag.* **2021**, *8*, 2917–2923.
34. Mahilarasi, A.; Jaianand, K.; Rameshkumar, K.; Balaji, P.; Veeramani, V. Formulation of effective microbial consortium and its application for industrial wastewater treatment. *J. Drug Deliv. Therap.* **2019**, *9*, 111–117.
35. Ghosh, S.; Rusyn, I.; Dmytruk, O.V.; Dmytruk, K.V.; Onyeaka, H.; Gryzenhout, M.; Gafforov, Y. Filamentous fungi for sustainable remediation of pharmaceutical compounds, heavy metal and oil hydrocarbons. *Front. Bioeng. Biotechnol.* **2023**, *11*, 1106973.
36. Kavitha, M.; Vani, G.S. Formulation of Effective Microorganism [EM] to Analyse its Impact on Municipal Wastewater Management. *Eco. Env. Cons.* **2023**, *29*, 239–242.
37. Dipali, P.; Priyanka, G.; Pooja, G.; Saddam, I.; Poonam, G.; Amol, B. Domestic waste water treatment using effective microorganism (em) technology. *Int. J. Res. Eng. Sci. Manag.* **2020**, *3*, 158–162.
38. Velmurugan, L.; Pandian, K.D. Recycling of wet grinding industry effluent using effective microorganisms™ (EM). *Heliyon* **2023**, *9*, e13266.
39. Wen Low, C.; Zhi Ling, R.L.; Teo, S.S. Effective microorganisms in producing eco-enzyme from food waste for wastewater treatment. *Appl. Micro. Theory Technol.* **2021**, *2*, 28–36.
40. Joshi, H.; Somduttand; Choudhary, P.; Mundra, S.L. Role of effective microorganisms (EM) in sustainable agriculture. *Int. J. Curr. Microbiol. App. Sci.* **2019**, *8*, 172–181.
41. Dos Santos, L.F.; Lana, R.P.; Da Silva, M.C.S.; Veloso, T.G.R.; Kasuya, M.C.M.; Ribeiro, K.G. Effective microorganisms inoculant: Diversity and effect on the germination of palisade grass seeds. *An. Acad. Bras. Ciências* **2020**, *92*, e20180426.
42. Abdelkhalik, A.; Abd El-Mageed, T.A.; Mohamed, I.A.A.; Semida, W.M.; Al-Elwany, O.A.A.I.; Ibrahim, I.M.; Hemida, K.A.; El-Saadony, M.T.; AbuQamar, S.F.; El-Tarabily, K.A.; et al. Soil application of effective microorganisms and nitrogen alleviates salt stress in hot pepper (*Capsicum annum* L.) plants. *Front. Plant Sci.* **2023**, *13*, 1079260.

**Disclaimer/Publisher's Note:** The statements, opinions and data contained in all publications are solely those of the individual author(s) and contributor(s) and not of MDPI and/or the editor(s). MDPI and/or the editor(s) disclaim responsibility for any injury to people or property resulting from any ideas, methods, instructions or products referred to in the content.