

Emotional Maintenance: A Digital Model to Support Maintenance Decisions in Buildings' Coatings

J. Valença ¹, M.P. Mendes ¹, N. Jouen ², K. Morin ², N. Olivo ³, and A. Silva ^{1,*}

¹ CERIS, IST-ID, University of Lisbon, Lisbon, Portugal; jonatas.valenca@tecnico.ulisboa.pt (J.V.); mpaula-mendes@tecnico.ulisboa.pt (M.P.M.)

² CESI, École D'Ingénieurs, Nanterre, France; nathan.jouen@viacesi.fr (N.J.); killian.morin@viacesi.fr (K.M.)

³ Deloitte, London, UK; nathaliaotilia.olavo@gmail.com

* Correspondence: ana.ferreira.silva@tecnico.ulisboa.pt; Tel.: +351 964186538

† The 1st International Online Conference on Buildings

Abstract: Maintenance decisions at the end of building components' service life are frequently driven by subjective motivations, that can arise from various sources, including the building owner's personal preferences, sentimental attachments, aesthetic considerations and individual/collective preferences or sense of taste. This study support decision-making regarding maintenance actions by combining objective indicators of building degradation and the subjective user perceptions to prioritize areas of focus, determine appropriate maintenance strategies, and allocate resources effectively.

Keywords: Maintenance; Digital model; Automation of inspection; dwellers' feelings; Rendered facades

1. Introduction

Maintenance decisions at the end of building components' service life are frequently driven by subjective motivations [1]. Subjective motivations can arise from various sources, including the building owner's personal preferences, sentimental attachments, aesthetic considerations and individual/collective preferences or sense of taste [2]. It is important to acknowledge that subjective motivations for maintenance decisions, beyond technical requirements, hold value as they reflect the human element and emotional connections associated with buildings. Balancing these subjective motivations with technical considerations and financial constraints is essential for making well-informed decisions that address both practical needs and emotional connections. In this study, a digital model is proposed to assess the degradation state of buildings' coatings, based on in situ inspections (using robotized platforms and a high-resolution camera), while engaging the building's occupants, tenants, or users to understand their perceptions, experiences, and concerns regarding the building's condition. A stains' detection algorithm, using multispectral analysis, is developed to identify the area affected by stains (a visible sign of degradation), which affect the facade's aesthetic appearance but also contribute to the worsening of other anomalies and consequent degradation and loss of properties of the coating.

2. Case study - Bairro de Alvalade, in Lisbon, Portugal

The methodology was applied in Bairro de Alvalade, in Lisbon, Portugal, a neighborhood located at north part of the city. Alvalade is a neighborhood with a population of 30.000 people and an area of 5.34 square kilometers. The study was focused in three identical buildings, with different conditions, named building 4, 7, and 9 [3].

Citation: Valença, J.; Mendes, M.P.; Jouen, N.; Morin, K.; Olivo, N.; Silva, A. Emotional Maintenance: A Digital Model to Support Maintenance Decisions in Buildings' Coatings. *Eng. Proc.* **2023**, *53*, x. <https://doi.org/10.3390/xxxxx>

Academic Editor: Firstname Lastname

Published: 30 November 2023



Copyright: © 2023 by the authors. Submitted for possible open access publication under the terms and conditions of the Creative Commons Attribution (CC BY) license (<https://creativecommons.org/licenses/by/4.0/>).



Figure 1. Façades' analyzed: (a) Buildings 4; (b) Buildings 7; (c) Buildings 9 (adapted from [1]).

3. Final Digital Model

The methodology proposed includes 3 main steps: Automatic evaluation of façades; Dwellers' feelings survey; Final digital model. In the following sub-section each of the steps is described and the results presented.

3.1. Automatic evaluation of façades

First, a collection of images of the façades were acquired, tacking advantages of using terrestrial robotic platforms to perform a planned survey [3]. Then, a mosaic image is computed to from the set of images acquired, Finally, an automatic identification of anomalies in facades, through image classification, is applied. In this case, a supervised classification performed in MultiSpec [4], a multispectral image data analysis software. The images were loaded, and the users creates classes by manually selecting specific areas on the image. Then, all of building facades is classified into the different classes created at pixel level [5,6].

3.2. Dwellers' feelings

An opinion survey was conducted among the residents and neighbors of the Alvalade neighborhood to assess their perceptions of the degradation of façades. Twenty-five respondents, comprising fifteen men and ten women, ranging in age from 17 to 80 years (with an average age of 48 years), provided their impressions of the facade's condition of the three buildings (Figure 2).

An analysis of these perceptions, based on the Vader analysis [7], was carried out to create acceptance profiles (Table 1). VADER gathers the sentiment scores linked to words from a lexicon and aggregates them to determine the score for sentences. The compound score is computed by summing the valence scores of individual words in the lexicon, with certain adjustments, and falls within a range from -33 (indicating highly negative sentiment) to +33 (reflecting strongly positive sentiment) [7,8].


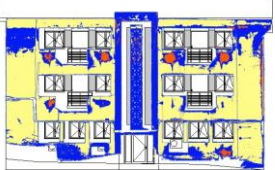
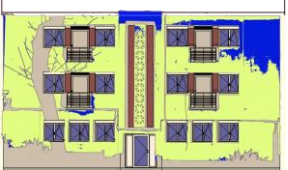



3.3. Digital model

A digital model is assembled, combining the quantitative and qualitative data collected, reflecting the physical degradation condition and the dwellers' perception, respectively. This model can be used to perform a comprehensive diagnosis and, therefore, support maintenance decisions. The information on each façade processed, automatic inspection and dwellers' feeling, was merged in a 3D model and can be visualized, as exemplified in Table 2.

Table 1. Dwellers’ feelings.

Building 4		Building 7		Building 9	
Positive	16,667	33,333	33,333	33,333	14,286
	9,091	33,333	20,000	12,500	10,000
	6,897	8,333	8,333	9,375	7,407
	5,882	7,895	7,895	6,667	5,882
	3,922	6,667	6,667	4,545	4,545
	3,659	6,452	5,263	4,545	1,887
	1,020	5,263	4,878	1,639	0,000
	0,000	4,878	4,348	0,000	0,000
	0,000	4,348	4,348	0,000	0,000
	0,000	3,922	3,922	0,000	0,000
	0,000	3,571	2,899	0,000	0,000
	0,000	2,899	2,020	0,000	0,000
Neutral	0,000	0,000	0,000	0,000	0,000
	0,000	0,000	0,000	0,000	0,000
	0,000	0,000	0,000	0,000	0,000
	0,000	0,000	0,000	0,000	0,000
	0,000	0,000	0,000	0,000	0,000
	0,000	0,000	0,000	0,000	0,000
	0,000	0,000	0,000	0,000	0,000
	0,000	0,000	0,000	0,000	0,000
	0,000	0,000	0,000	0,000	0,000
	0,000	0,000	0,000	0,000	0,000
	0,000	0,000	0,000	0,000	0,000
	0,000	0,000	0,000	0,000	0,000
Negative	-1,333	-1,250	-1,250	-0,962	-1,818
	-1,818	-1,786	-1,786	-1,818	-2,128
	-4,494	-2,128	-2,128	-2,128	-6,061
	-4,878	-2,759	-2,759	-3,333	-6,667
	-5,263	-3,333	-3,333	-5,556	-10,000
	-6,452	-5,556	-5,556	-7,143	
	-11,111	-7,143	-7,143	-8,571	
	-12,500	-8,571	-8,571	-33,333	
	-13,636	-33,333	-33,333		

Table 2. Final Digital Model.

	Building 4	Building 7	Building 9
Automatic damage mapping			
Final Digital Model			

4. Discussion of the Results

Building 4 exhibits the most extensive physical degradation on the façade’s coating (Figure 1 and Table 2). This building received more negative and neutral reactions from the respondents regarding their assessment of the degradation state, in comparison with the other two buildings. However, the differences between Building 4 and Building 9 are not as significant. Building 9, which is in better condition, received an overall less negative response, albeit with more neutral sentiments and less overall positive feelings. The results indicate that respondents can clearly identify the building in the worst condition, not having such a clear idea of the condition of the other two buildings.

5. Final Remarks

The methodology presented enables an emotional maintenance procedure for buildings’, through the development of a digital model that support maintenance decisions in buildings’ façades. The digital model allows identifying patterns, correlations, and discrepancies between objective degradation indicators and subjective user feedback. The dwellers’ feelings are modelled based on onsite interviews to collect qualitative data on their observations and satisfaction levels. This study support decision-making regarding

maintenance actions by combining objective indicators of building degradation and the subjective user perceptions to prioritize areas of focus, determine appropriate maintenance strategies, and allocate resources effectively.

Author Contributions: Conceptualization and methodology, J.V., M.P.M. and A.S.; validation, J.V., M.P.M., N.J., K.M., N.O. and A.S.; writing—original draft preparation and writing—review and editing, J.V., M.P.M. and A.S.; supervision, J.V., M.P.M. and A.S.; funding acquisition, J.V., M.P.M. and A.S. All authors have read and agreed to the published version of the manuscript.

Funding: This research was supported by Fundação para a Ciência e Tecnologia (FCT) through funding UIDB/04625/2020 from the research unit CERIS, in the scope of CERIS Transversal seed project Feeling the City. J. Valença and A. Silva acknowledge the support of FCT through the individual projects CEECIND/04463/2017 and CEECIND/01337/2017, respectively.

Data Availability Statement: The data presented in this study are available upon request from the corresponding author.

Acknowledgments: The authors are grateful for the Fundação para a Ciência e Tecnologia support through funding UIDB/04625/2020 from the research unit CERIS.

Conflicts of Interest: The authors declare no conflict of interest.

References

1. Aikivuori, A.M. Critical loss of performance - what fails before durability. 8th International Conference on Durability of Building Materials and Components, Vancouver, Canada, 1999, pp. 1369-1376.
2. Silva, A.; de Brito, J.; Thomsen, A.; Straub, A.; Prieto, A.J.; Lacasse, M.A. Causal Effects between Criteria That Establish the End of Service Life of Buildings and Components. *Buildings* **2022**, *12*, 88. <https://doi.org/10.3390/buildings12020088>.
3. Torres-González, M.; Valença, J.; O-Santos, B.; Silva, A.; P. Mendes, M. StainView: A Fast and Reliable Method for Mapping Stains in Facades Using Image Classification in HSV and CIELab Colour Space. *Remote Sensing* **2023**; *15* (11):2895.
4. MultiSpec. A Freeware Multispectral Image Data Analysis System. github.com/larrybiehl/MultiSpec (accessed in March 2022).
5. Valença, J.; Gonçalves, L.; Júlio, E. Damage assessment on concrete surfaces using multi-spectral image analysis. *Constr. Build. Mater.* **2013**, *40*, 971–981.
6. Santos, B.-O.; Valença, J.; Júlio, E. Automatic mapping of cracking patterns on concrete surfaces with biological stains using hyper-spectral images processing. *Struct. Control. Heal. Monit.* **2019**, *26*, e2320.
7. Hutto, C. J.; Gilbert, E. Proceedings of the International AAAI Conference on Web and Social Media. Vol.8(1), in Vader: A parsimonious rule-based model for sentiment analysis of social media text., 2014, pp. 216–225.
8. Dey, A.; Jenamani, M.; Thakkar, J.J. Senti-N-Gram: An n-gram lexicon for sentiment analysis. *Expert Syst. Appl.* **2018**, *103*, pp. 92–105.

Disclaimer/Publisher's Note: The statements, opinions and data contained in all publications are solely those of the individual author(s) and contributor(s) and not of MDPI and/or the editor(s). MDPI and/or the editor(s) disclaim responsibility for any injury to people or property resulting from any ideas, methods, instructions or products referred to in the content.