

Proceeding Paper

# Double Condensation of 3-Coumaranone with Aromatic Carbonyl Compounds Catalyzed by Brønsted Hyperacids <sup>†</sup>

Karima Boussafi <sup>1,2</sup>, Didier Villemin <sup>1,\*</sup> and Nathalie Bar <sup>1</sup>

<sup>1</sup> Laboratoire de Chimie Moléculaire et Thioorganique, UMR CNRS 6507, INC3M, FR 3038, ENSICAEN et Université de Caen Normandie, 14050 Caen, France; boussafi.karima@yahoo.fr (K.B.); nathalie.bar@ensicaen.fr (N.B.)

<sup>2</sup> Département de Chimie, Faculté des Sciences Exactes et Informatique, Université Mohamed Seddik Ben Yahia Jijel, Jijel 18000, Algeria

\* Correspondence: didier.villemin@ensicaen.fr

<sup>†</sup> Presented at The 28th International Electronic Conference on Synthetic Organic Chemistry (ECSOC 2024), 15–30 November 2024; Available online: <https://sciforum.net/event/ecsoc-28>.

**Abstract:** Condensation of two molecule of 3-coumaranone with aromatic carbonyl compounds is catalyzed by PFAT under microwave irradiation, new dicoumararan-3-ones are obtained.

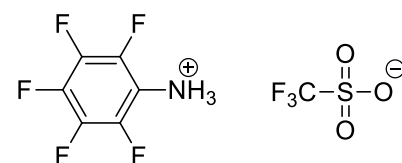
**Keywords:** hyperacid catalyst; 3-coumaranone; auron; 3,3'-(phenylmethylene) bis (benzofuran-2(3H)-one

## 1. Introduction

The acidic condensation of 3-coumaranone (benzofuran-2(3H)-one) with aromatic carbonyl compounds (aldehydes, diones) conduct to different products depending on the acidity of the catalyst. With poorly Brønsted acid such as clay, aurons (3-benzylidenebenzofuran-2(3H)-one and (or) 3-(hydroxyl(phenyl) methyl)benzofuran-2(3H)-on were formed with a microwave activation [1,2].

## 2. Results and Discussion

We reported herein that double condensation of 3-coumaranone with aromatic carbonyl compounds take place with Brønsted hyperacids. The condensation of 3-coumaranone and 8-hydroxy-3-coumaranone with diones (**2a-2d**) and the aldehydes (**2e,2f**) were studied in dimethylsulfoxide (DMSO) with pentafluorophenylammonium trifluoromethanesulfonate (PFAT) as catalyst [3] (Figure 1).



**Figure 1.** PFAT: pentafluorophenylammonium trifluoromethanesulfonate (PFAT); CAS: 912823-79-1.

New 3,3'-(phenylmethylene)bis(benzofuran-2(3H)-ones (bicoumaranones) were obtained according a condensation reaction (Figure 2), results are reported Table 1. Bicoumaranones) were identified by NMR and mass spectrometry (HRMS).

**Citation:** Boussafi, K.; Villemin, D.; Bar, N. Double Condensation of 3-Coumaranone with Aromatic Carbonyl Compounds Catalyzed by Brønsted Hyperacids. *Chem. Proc.* **2024**, *6*, x.

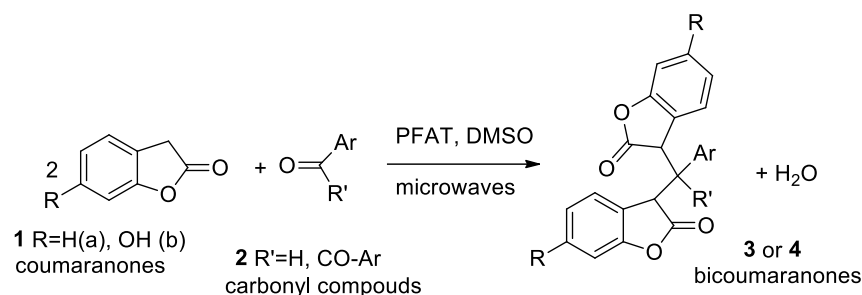
<https://doi.org/10.3390/xxxxx>

Academic Editor(s): Name

Published: 15 November 2024

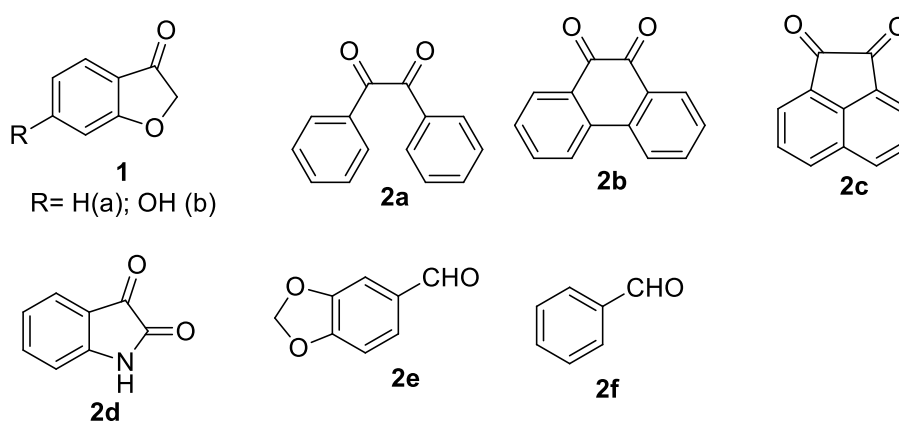


**Copyright:** © 2024 by the authors. Submitted for possible open access publication under the terms and conditions of the Creative Commons Attribution (CC BY) license (<https://creativecommons.org/licenses/by/4.0/>).



**Figure 2.** hyperacidic condensation of 3-coumaranones with carbonyl compounds.

**Table 1.** hyperacidic condensation of 3-coumaranones with carbonyl compounds into bicoumaranones.

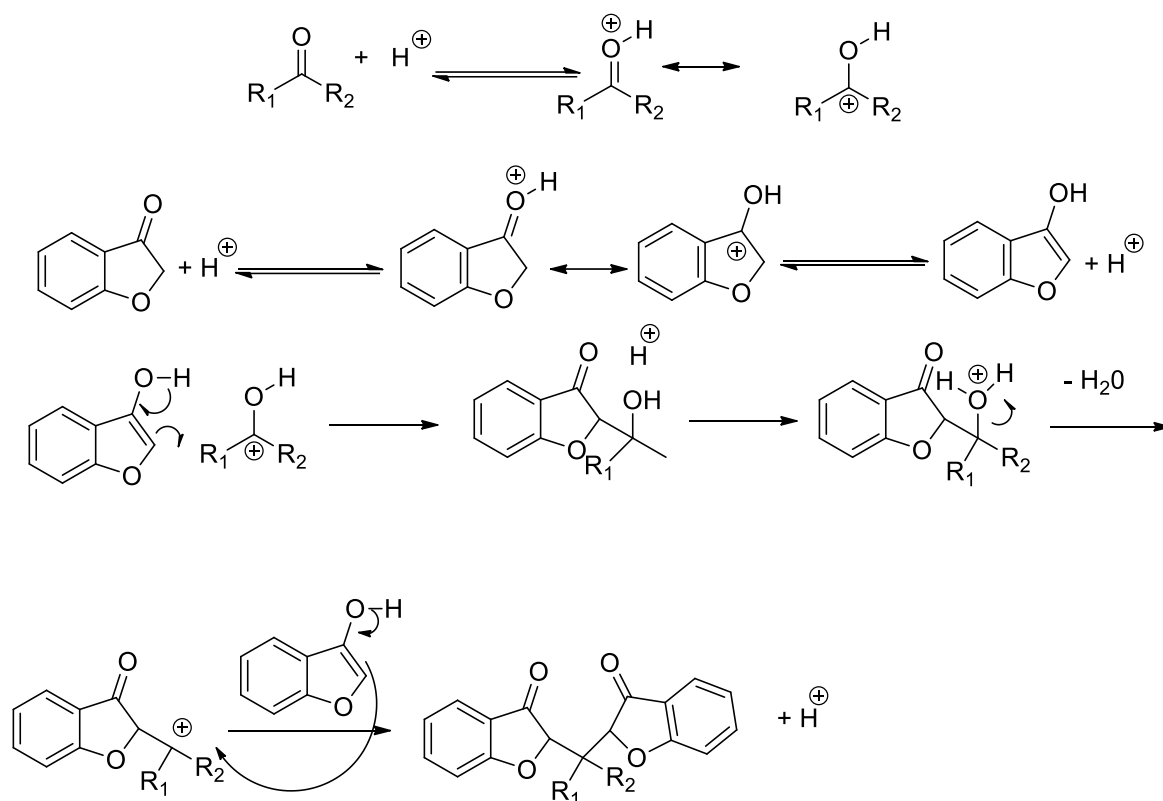


Entry	Coumaranone	Carbonyl Comp.	Bicoumaranone	Yield (%)
1	1a	2a	3a	70
2	1a	2b	3b	80
3	1a	2c	3c	78
4	1a	2d	3d	62
5	1a	2e	3e	78
6	1a	2f	3f	75
7	1b	2a	4a	60
8	1b	2d	4d	75

Similar results can be obtained with trifluoromethanesulfonic acid (Triflic acid) [4] without solvent as catalyst under microwave irradiation with a slightly less good yield. To our knowledge, bicoumaran-3-one are only cited in one paper of the litterature as by-product [5].

### 3. Reaction Mechanism

A reaction mechanism is proposed (Figure 3) involving the addition of a carbocation to an enolic form, this mechanism is very close to that known for the condensation of aldehyde acids with two molecules of 4-hydroxycoumarone to form dicoumarols [6].



**Figure 3.** Mecanism proposed for the formation of dicoumaranone from two molecules of 3-coumaranone and one molecule of carbonyl compound.

## 4. Experimental

### 4.1. General Information

The <sup>1</sup>H NMR and <sup>13</sup>C NMR spectra were recorded on a Brüker AC 400 spectrometer at 400 MHz. Samples were recorded in CDCl<sub>3</sub> solutions using TMS as an internal standard. The chemical shifts are expressed in δ units (ppm) and quoted downfield from TMS.

Mass spectra were recorded on Xevo G2-XS QToF Waters.

Microwave irradiations were performed at 2450 MHz with an Anton-Paar Monowave 300.

### 4.2. Starting Reactants

The 6-hydroxybenzofuran-3(2H)-one (**1b**) was prepared according to the literature [7]. Benzofuran-3(2H)-one (**1a**), benzil (**2a**), phenanthraquinone (**2b**), acenaphthoquinone (**2c**), isatin (**2d**), piperonal (**2e**) and benzaldehyde (**2f**) are commercial (Alfa).

### 4.3. Typical Experiment

In a typical experiment **1a** (2 mmol) and **2b** (1 mmol) was dissolved in DMSO (1 mL) with PFAT (0.01 mmol). The mixture was irradiated at 160 °C for 10 min. The mixture become dark red.

Analysis with Xevo G2-XS Qtof Waters: ESI<sup>+</sup> (M + 23(Na<sup>+</sup>)) = 481.1047 corresponding to C<sub>30</sub>H<sub>18</sub>O<sub>5</sub>; ESI<sup>-</sup> (M + 23-H) = 457.1071.

## 5. Conclusions

Aurones are known for their numerous biological properties, it is likely that these 3,3'-(phenylmethylene) bis(benzofuran-2(3H)-ones have interesting properties which will be studied in the near future.

**Author Contributions:** Conceptualization, D.V.; investigation, D.V. and K.B.; writing—review and editing, D.V. and N.B. All authors have read and agreed to the published version of the manuscript.

**Funding:** This research received no external funding.

**Institutional Review Board Statement:** Not applicable.

**Informed Consent Statement:** Not applicable.

**Data Availability Statement:** Not applicable.

**Acknowledgments:** The authors thank Karine Jarsalé for mass spectrometry spectra.

**Conflicts of Interest:** The authors declare no conflicts of interest.

## References

- 1 Boussafi, K.; Villemain, D.; Bar, N.; Belghosi, M. Green Synthesis of Aurones And related Compounds under Solvent-Free Conditions. *J. Chem. Res.* **2016**, *40*, 567–569. <https://doi.org/10.3184/174751916x14719593488659>.
- 2 Boussafi, K.; Villemain, D.; Bar, N. Clay Catalysis: Solventless Condensation of Benzofuran-3(2H)-One with  $\alpha,\beta$ -Dicarbonyl Compounds under Microwave Irradiation: Synthesis of New Acyl-Aurones. *Chem. Proc.* **2023**, *14*, 32. <https://doi.org/10.3390/ecsoc-27-16154>.
- 3 Funatomi, T.; Wakasugi, K.; Misaki, T.; Tanabe, Y. Pentafluorophenylammonium triflate (PFPAT): an efficient, practical, and cost-effective catalyst for esterification, thioesterification, transesterification, and macrolactone formation. *Green Chem.* **2006**, *8*, 1022–1027. <https://doi.org/10.1039/b609181b>.
- 4 Villemain, D.; Bar, N.; Hammadi, M. Triflic Acid an Efficient Catalyst for the Thiele-Winter Reaction. *Tetrahedron Lett.* **1997**, *38*, 4777–4778. [https://doi.org/10.1016/s0040-4039\(97\)01049-6](https://doi.org/10.1016/s0040-4039(97)01049-6).
- 5 Ohtani, Y.; Sumimoto, M. Studies on Pitch Problems Caused by Pulping and Bleaching of Tropical Woods. XIV. Chemistry of the Aurone Derivatives at the Conventional Bleaching Stages. *Acta Chem. Scand.* **1982**, *B 36*, 613–621.
- 6 Mnasri, A.; Amri, N.; Ghalla, H.; Gatri, R.; Hamdi, N. Effective Synthesis and Biological Evaluation of Dicomarols: Preparation, Characterization, and Docking Studies. *ACS Omega* **2023**, *8*, 14926–14943. <https://doi.org/10.1021/acsomega.2c06802>.
- 7 Sharma, A.; Chibber, S.S. Carbon-13 Nmr spectroscopy of methoxy- and acetoxyaurones. *J. Heterocycl. Chem.* **1981**, *18*, 275–277. <https://doi.org/10.1002/jhet.5570180209>.

**Disclaimer/Publisher's Note:** The statements, opinions and data contained in all publications are solely those of the individual author(s) and contributor(s) and not of MDPI and/or the editor(s). MDPI and/or the editor(s) disclaim responsibility for any injury to people or property resulting from any ideas, methods, instructions or products referred to in the content.