

Nanocomposites of chitosan-lignin doped with ZnO, TiO₂ and Zn₂SnO₄ for food packaging with UV-blocking, antimicrobial and antioxidant properties

Petroula Altantsidou, Sofia Stefanidou, Katerina Nikola, Konstantinos N. Maroulas, Ioanna Koumentakou*, George Z. Kyzas*

Hephaestus Laboratory, School of Chemistry, Faculty of Sciences, Democritus University of Thrace
Presenting author Email: ikoument@chem.duth.gr



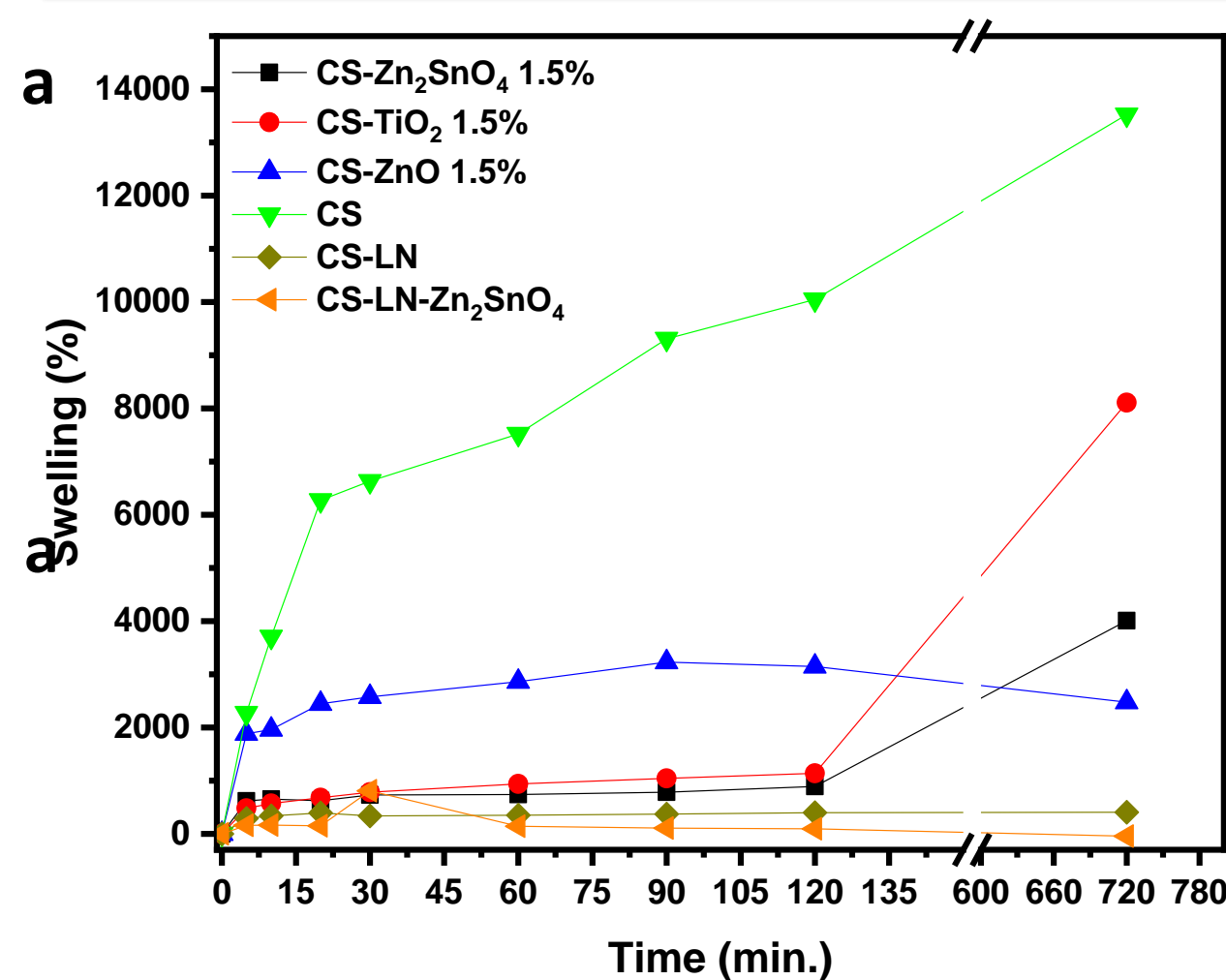
INTRODUCTION & AIM

- Food packaging protects against chemical, physical, and biological dangers throughout the food chain. Packaging is necessary to deal with the impacts (odors, shocks, dust, temperature, light, humidity) that food faces.
- The prerequisite of food packaging to be classified as effective, strict requirements must be met, which is why the materials of construction are a challenge for the scientific community.
- The protection of food from solar and therefore ultraviolet radiation, oxidation by atmospheric air and microbial growth are some of the properties that a package must have in order to keep its contents in the best possible condition for a long period of time.
- Films made of chitosan and lignin with embedded ZnO, TiO₂, Zn₂SnO₄ nanoparticles seem to cope with these requirements, giving the potential for the use of new biodegradable materials in the field of food packaging.

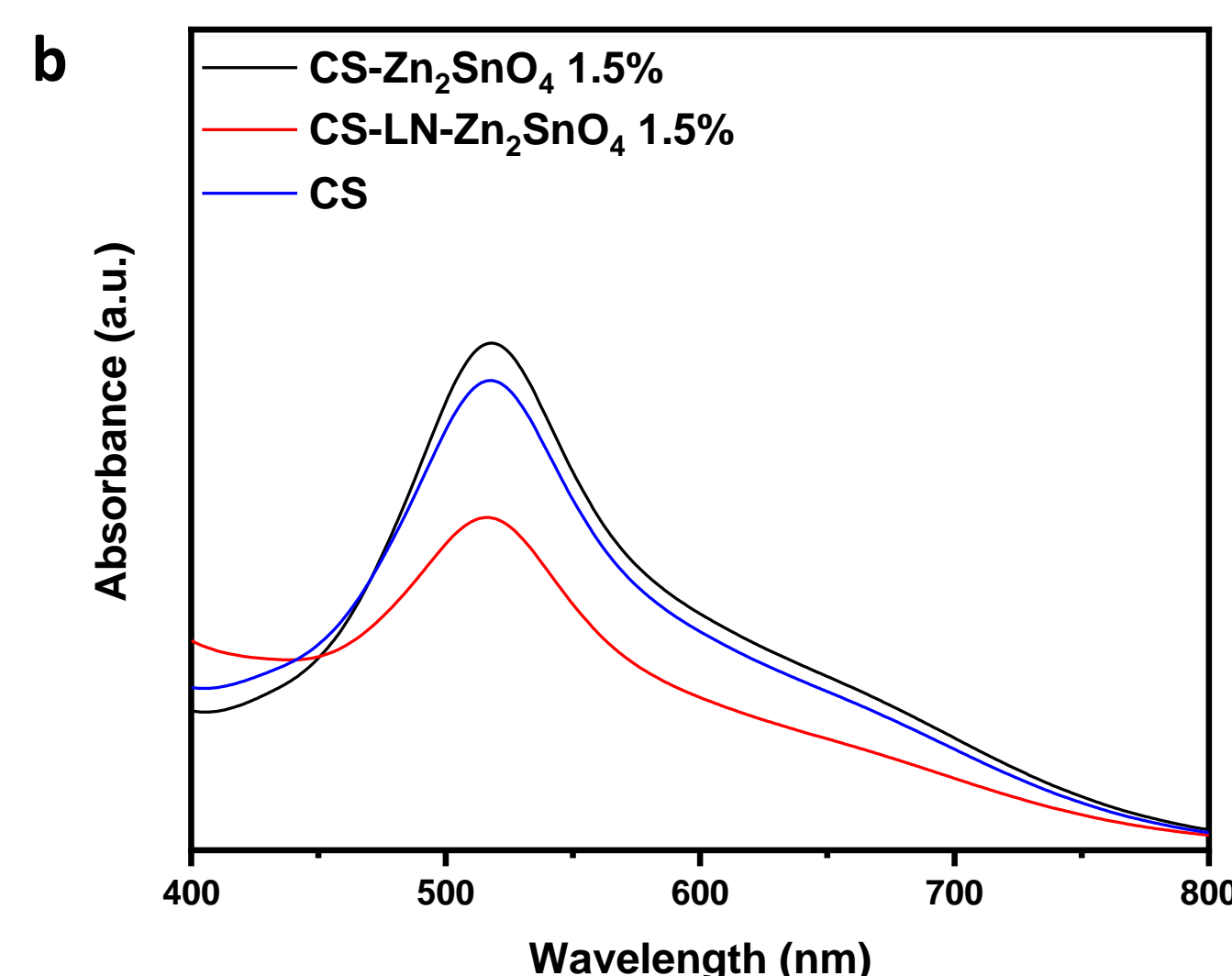
METHODOLOGY

- For the synthesis, a solution was prepared with 1% (w/v) chitosan in 2% (v/v) acetic acid. Films incorporated Zn₂SnO₄ at 0.5%, 1.0%, and 1.5% (w/w of chitosan). The same procedure was followed for ZnO and TiO₂.
- 50 mL aliquots of the solution were cast into petri dishes and dried overnight in an oven to form films.
- Preliminary results indicated that 1.5% derivatives showed the best properties and selected for further study.
- For lignin incorporation the best film was selected, that was 1.5% Zn₂SnO₄. The lignin amount that was added was 50%wt of chitosan

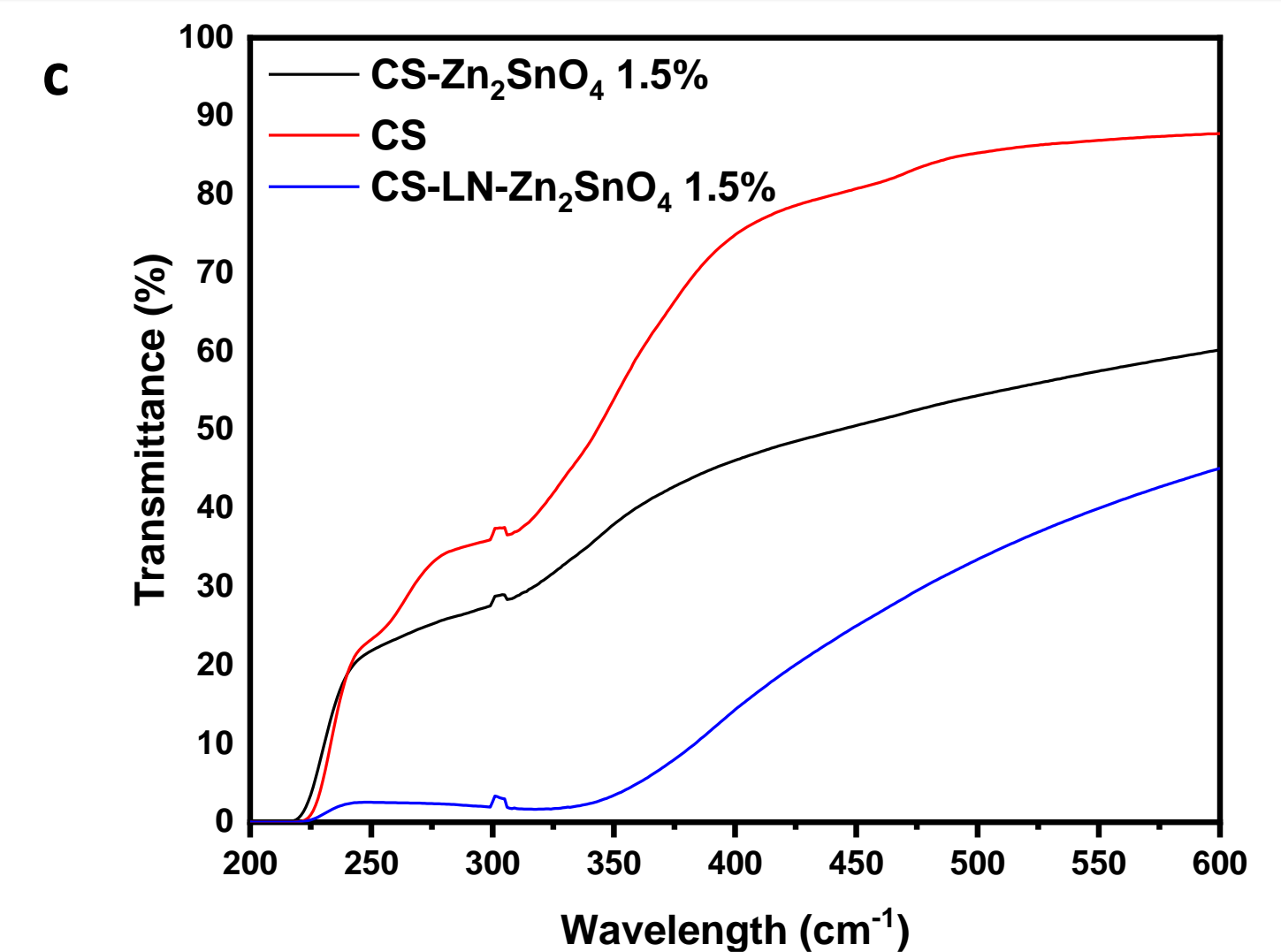
RESULTS




The results showed that as the addition of ZnO, TiO₂, Zn₂SnO₄ and lignin decreased the **water sorption capacity** due to the interaction between the additives and CS. This reduction in water sorption is a desirable property for packaging materials, as it can help to prevent moisture loss or gain in food and other perishable items.



The **antioxidant activity** of the biofilm was evaluated using the DPPH radical scavenging assay. It was found that the addition of lignin increased the antioxidant properties, since lignin donates hydrogen from Phe-OH to capture DPPH molecules.



The incorporation of lignin into the CS films showed a drastic decrease in transmittance, showing to be a **great barrier against UVC and UVB radiation**, probably due to the presence of phenolic compounds.



SEM images of CS-LN-Zn₂SnO₄ showed **smooth surfaces**, confirming the successful homogenization of material, which was caused by the interaction of functional groups of -NH₂ in chitosan and -OH in lignin.

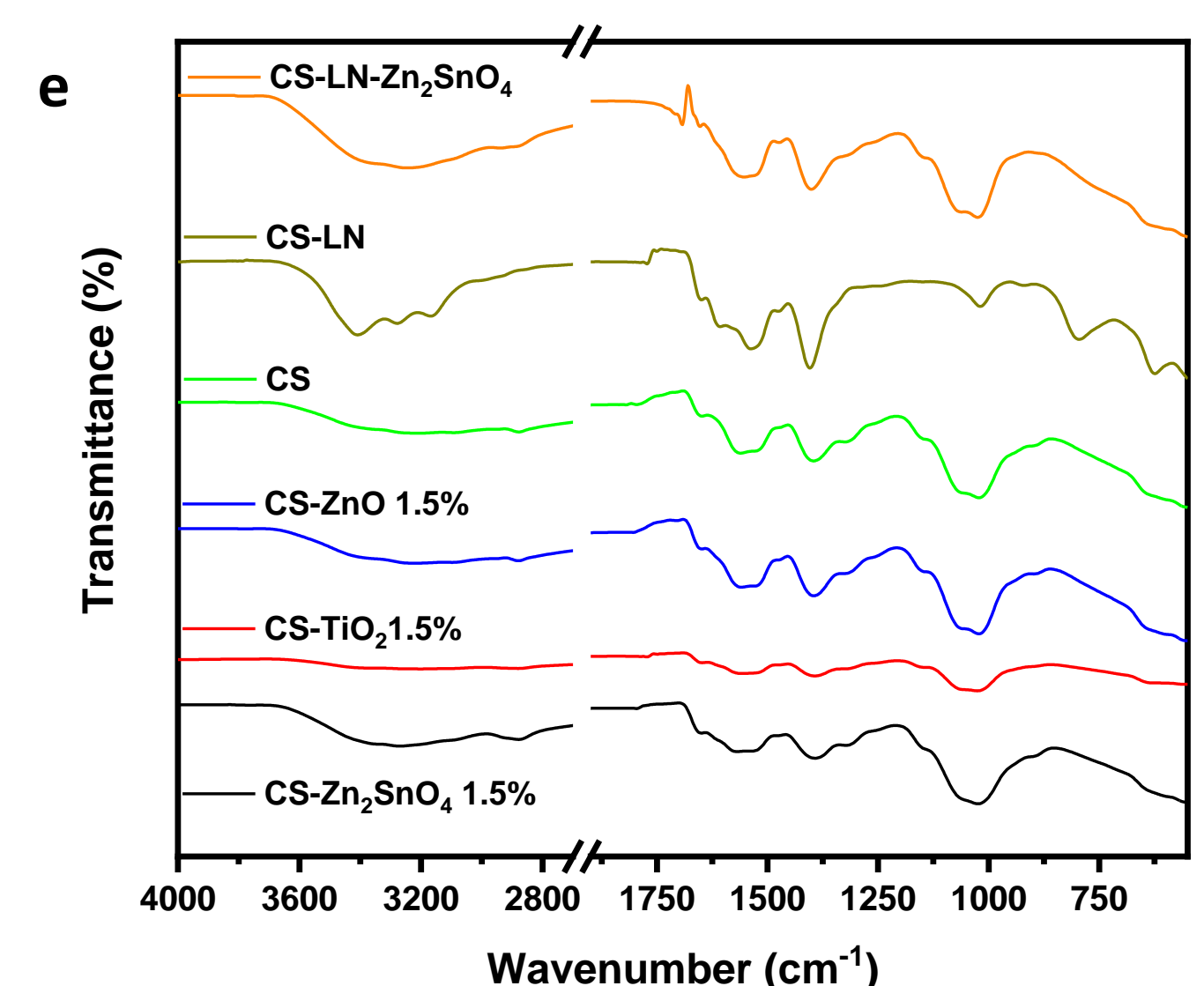


Figure a) water sorption capacity, b) DPPH scavenging, c) UV transmittance spectra, d) SEM images of CS-LN-Zn₂SnO₄ e) FTIR spectra,

CONCLUSION

This research achieved the preparation of CS-based biofilm employing, providing a promising substitute for the standard plastic films currently accessible in the market. It was found that the obtained CS-LN-Zn₂SnO₄ film exhibited a good potential in blocking UV radiation waves, which prevents food degradation and oxidation. Moreover, the presence of LN in CS presented homogenous and smoothed surfaces as shown in SEM micrographs, thus decreasing the water sorption, which is crucial for water vapor resistance ability for food preservation. In conclusion, CS-LN-Zn₂SnO₄ film presented high antioxidant properties.