

An energy and economic analysis of energy crops processing into bioethanol  
as a gasoline substitute

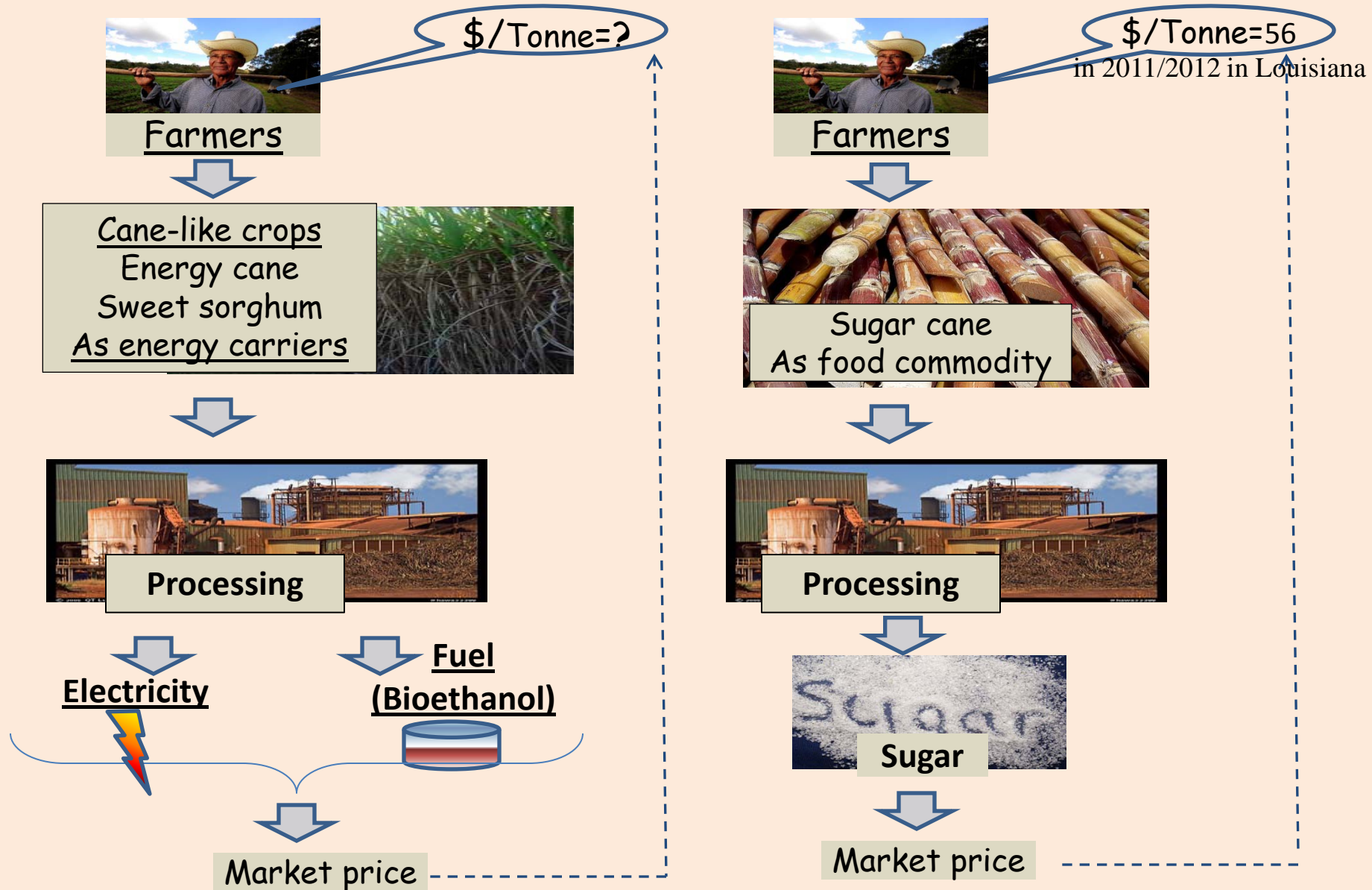
**Mikhail Granovskii<sup>1,2</sup>**

<sup>1</sup>Knighthawk Engineering Inc., 17625 El Camino Real, Suite 412, Houston, TX 77058, USA (present);

<sup>2</sup>LSU AgCenter Research & Extension, Audubon Sugar Institute, 3845 Highway 75, St.Gabriel, LA 70776, USA (at the time of article preparation)

E-mail: [mgranovskiy@sympatico.ca](mailto:mgranovskiy@sympatico.ca)

# What is better to grow? Food commodities or energy carriers?



# General chemistry of commodity sugar and bioethanol production from cane-like crops



Stems

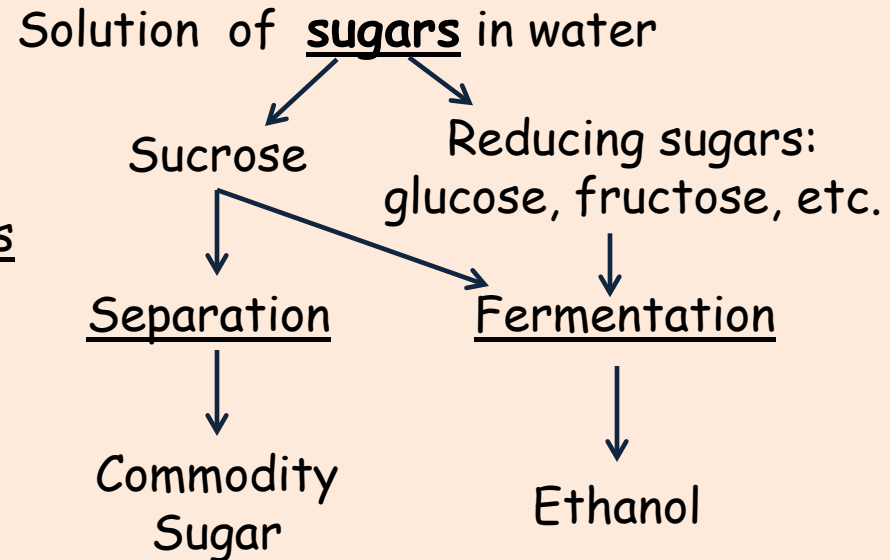
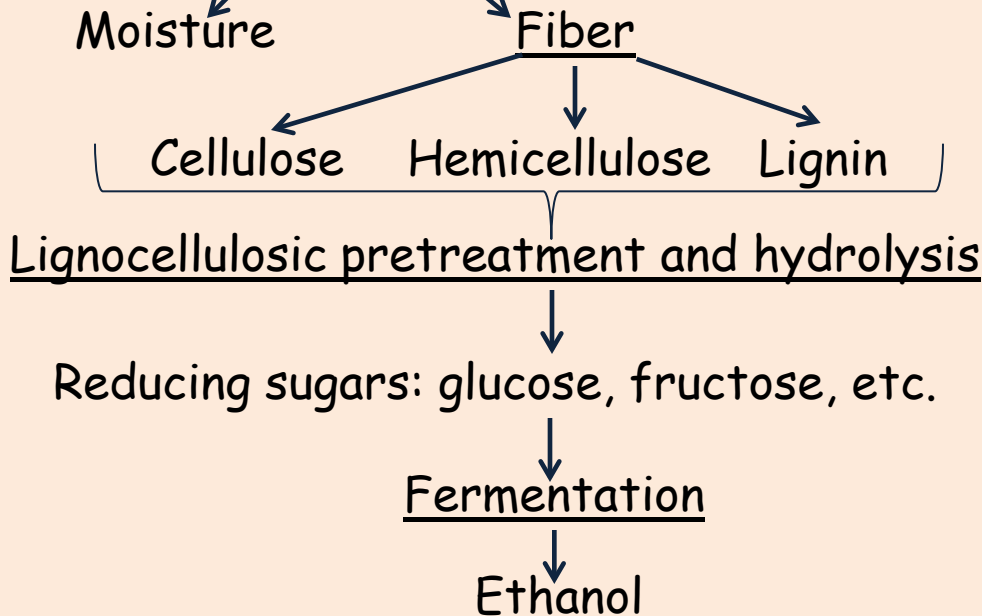
## Cutting and pressing



Bagasse

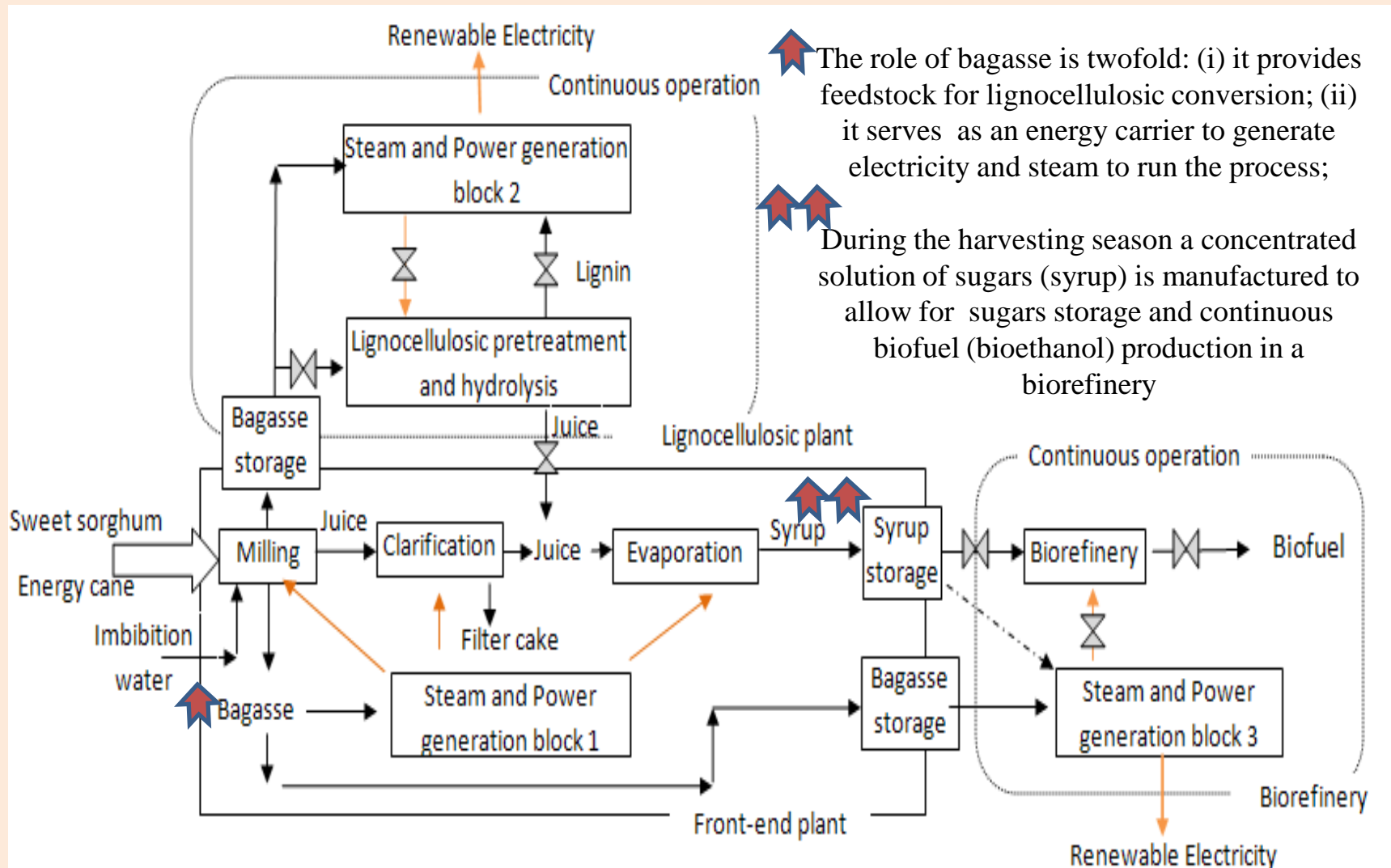


Juice



# A conceptual model for renewable electricity and biofuel production from cane-like crops

Technology is **renewable** because the only feedstock is biomass and **self-sufficient (sustainable)** because all energy demand is met by internally generated bagasse



Black arrows denote material streams and orange arrows denote energy streams (power and steam)

## Energy crops composition and yield

Kim, M.; Day, D. Composition of sugar cane, energy cane, and sweet sorghum suitable for ethanol production at Louisiana sugar mills. J Ind. Biotechnol. 2011, 38, 803-807

Component	Sweet Sorghum (Dale, M81-E, Theis, and Topper)	Energy Cane (L79-1001(L))
Sucrose, %	6.9	7.2
Glucose and fructose, %	4.3	1.1
<b>Total sugars, %</b>	<b>11.2</b>	<b>8.3</b>
Ash	0.96	1.3
<b>Fiber, %</b>	<b>10.6</b>	<b>23.9</b>
Cellulose, %	44.6	43.3
Hemicellulose, %	27.1	23.8
Lignin, %	20.7	21.7
Ash, %	0.4	0.8
<b>Moisture, %</b>	<b>77.2</b>	<b>66.5</b>
Yield, tonne/acre-year	<b>22.1</b>	<b>36.8</b>

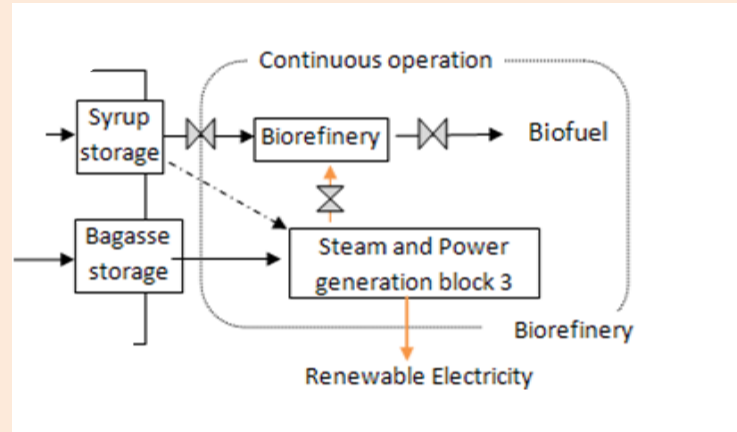
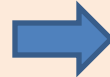
Sugars (sweet sorghum) > Sugars (energy cane)

Fiber (sweet sorghum) < Fiber (energy cane)

Yield (sweet sorghum) < Yield (energy cane)

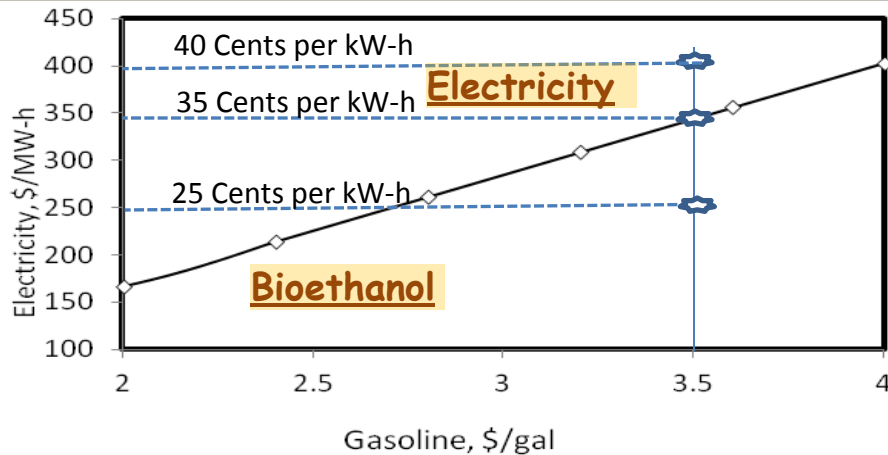
# 1G (first generation) biofuel (bioethanol) production directly from sugars in juice vs. Power generation option

Bioethanol replaces gasoline proportionally its heating value



Instead of bioethanol production bagasse and syrup could be burnt to generate electricity

Breakeven prices of electricity for 1G bioethanol production from sweet sorghum and energy cane. Bioethanol replaces gasoline proportionally its heating value.



## Interpretation

At gasoline price 3.5\$/gal, if electricity price is 40 cents/kW-h electricity generation is more economically reasonable;  
 at gasoline price 3.5\$/gal if electricity price is 25 cents/kW-h bioethanol production is more economically reasonable;  
 at gasoline price 3.5\$/gal, if electricity price is less than 35 cents/kW-h bioethanol production is more economically reasonable

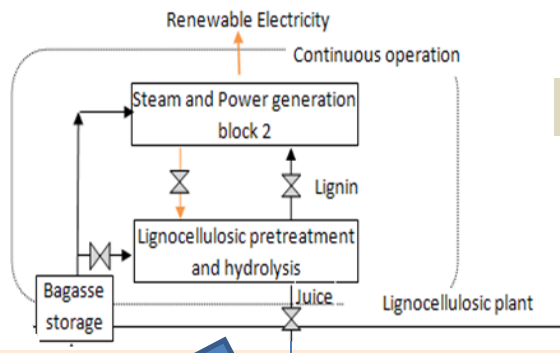
For comparison, in 2009-2011 the average electricity price in US stayed around 9.8-9.9 cents/kW-h and gasoline price was increased from 2.4 to 3.4 \$/gallon (U.S. Energy information administration).



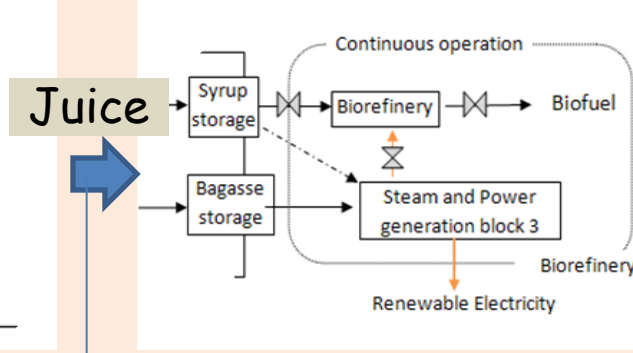
# 2G (second generation) biofuel (bioethanol) production from bagasse vs. Power generation option



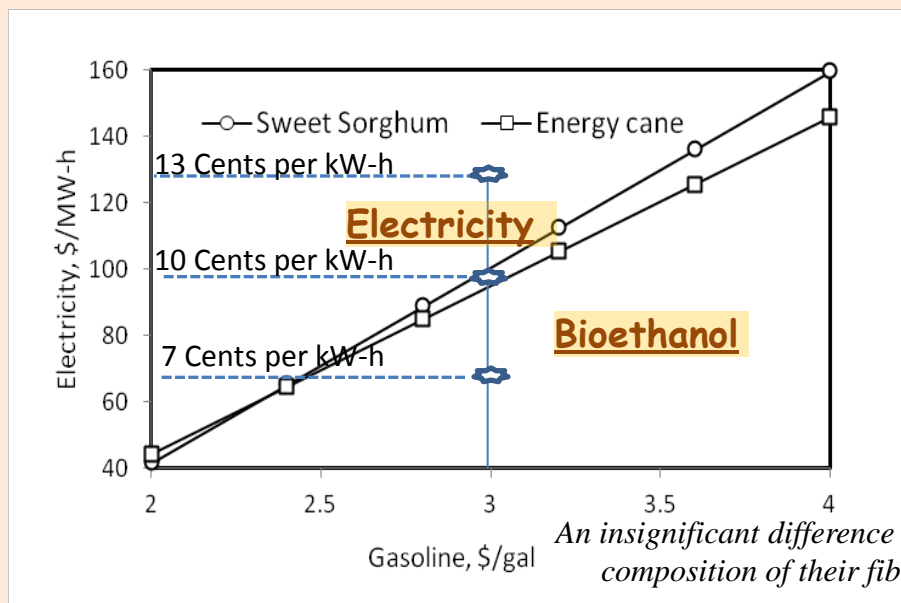
Bagasse



Lignocellulosic pretreatment and hydrolysis



Breakeven prices of electricity for 2G bioethanol production from sweet sorghum and energy cane. Bioethanol replaces gasoline proportionally its heating value.



*An insignificant difference between sweet sorghum and energy cane is due to slightly different composition of their fibers (only cellulose and hemicellulose are converted into sugars)*

## Interpretation

- At gasoline price 3\$/gal, if electricity price is 13 cents/kW-h electricity generation is more economically reasonable;
- at gasoline price 3\$/gal if electricity price is 7 cents/kW-h bioethanol production is more economically reasonable;
- at gasoline price 3\$/gal, if electricity price is less than 10 cents/kW-h bioethanol production is more economically reasonable

For comparison, in 2009-2011 the average electricity price in US stayed around 9.8-9.9 cents/kW-h and gasoline price was increased from 2.4 to 3.4 \$/gallon (U.S. Energy information administration).

Sweet sorghum, energy cane, fiber, and reducing sugars prices\* for bioethanol production technology at the price of gasoline 3.6 \$/gal (average regular pump price in 2012)

Crops	Crops, \$/tonne	Fiber, \$/tonne	Sugars, \$/tonne
Sweet sorghum	30.0	68	204
Energy cane	33.1		

\*Those prices include a profit as well as expenses for growing, harvesting transportation and preliminary handling in the front-end plant.

The total production (accounting for yields) from the area of 50000 acres and land-use efficiency indicators for two crops and two different scenarios at the price of gasoline 3.6 \$/gal

Crops	Technology	Sugars, MMtonne/year	Gasoline equivalent, MMgal/year	Electricity, MW	Land-use efficiency**, \$/acre
Sweet sorghum	1G+ electricity	0.122	12.3	3.82	N/A
	1G + 2G	0.137	13.8	0.97*	663
Energy cane	1G+ electricity	0.152	15.3	39.7	N/A
	1G + 2G	0.301	30.3	5.78*	1218

\*Generated from lignin separated from reducing sugars

\*\*Land-use efficiency indicator includes a profit as well as expenses for growing, transportation and preliminary handling in the front-end plant



## CONCLUSION

- ❑ A cultivation of sweet sorghum and energy cane to produce bioethanol as a gasoline replacement at marginal lands, **unsuitable for sugar cane**, sounds economically feasible at the present price range for fuels and electricity in the U.S.
- ❑ The relative selling price of one tonne of energy cane for bioethanol production is higher than the same of sweet sorghum mostly because of a greater fiber and lower moisture content.
- ❑ Sugars in crops juice have value about three times higher than fiber; therefore, taking into account this proportion, an increase in sugars content at the expense of fiber could be the way to improve quality of energy cane varieties for bioethanol production
- ❑ A greater yield of energy cane allows for increasing land-use efficiency for bioethanol production in about two times.