

Versatility of Silsesquioxane-Based Materials for Antimicrobial Coatings



**Bogdana Simionescu ¹, Cristian Ursu ², Corneliu Cotofana ²,
Andreea Chibac ² and Mihaela Olaru ^{2,*}**

¹ "Costin D. Nenitescu" Centre of Organic Chemistry, Bucuresti, Romania

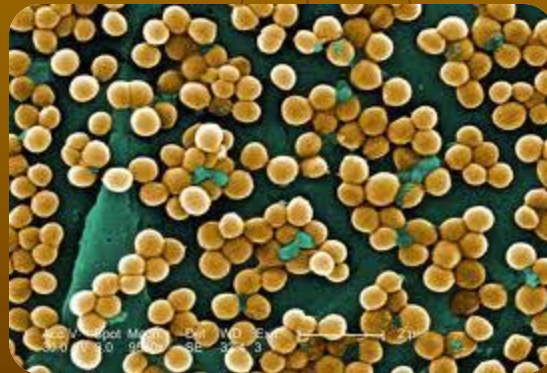
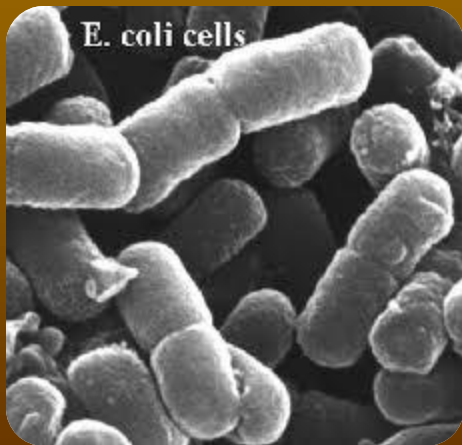
² "Petru Poni" Institute of Macromolecular Chemistry, Iasi, Romania

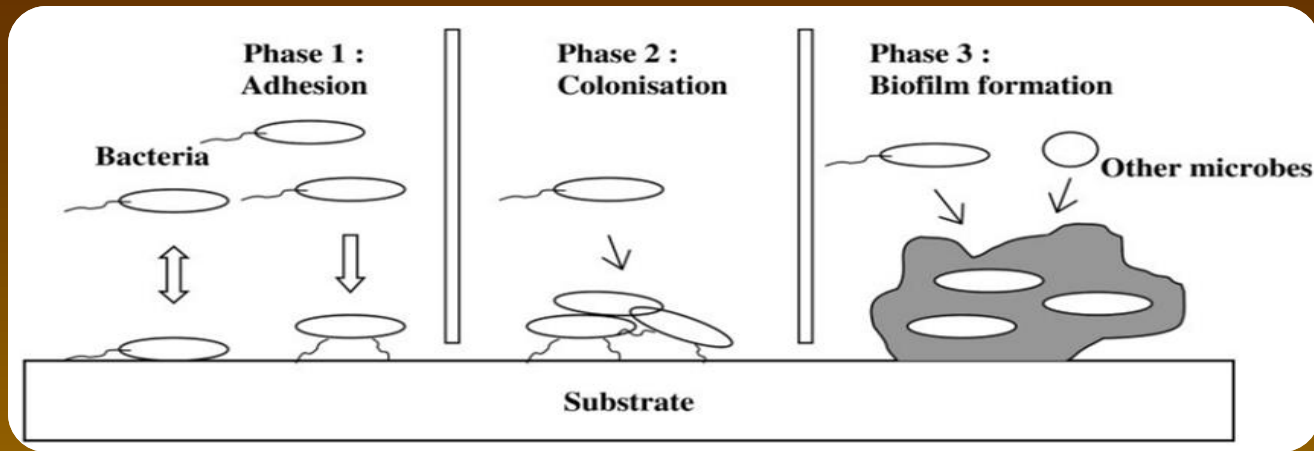
1st International Electronic Conference on Materials
Functional Materials and Interfaces for Biomedical Applications

26 may – 10 june 2014

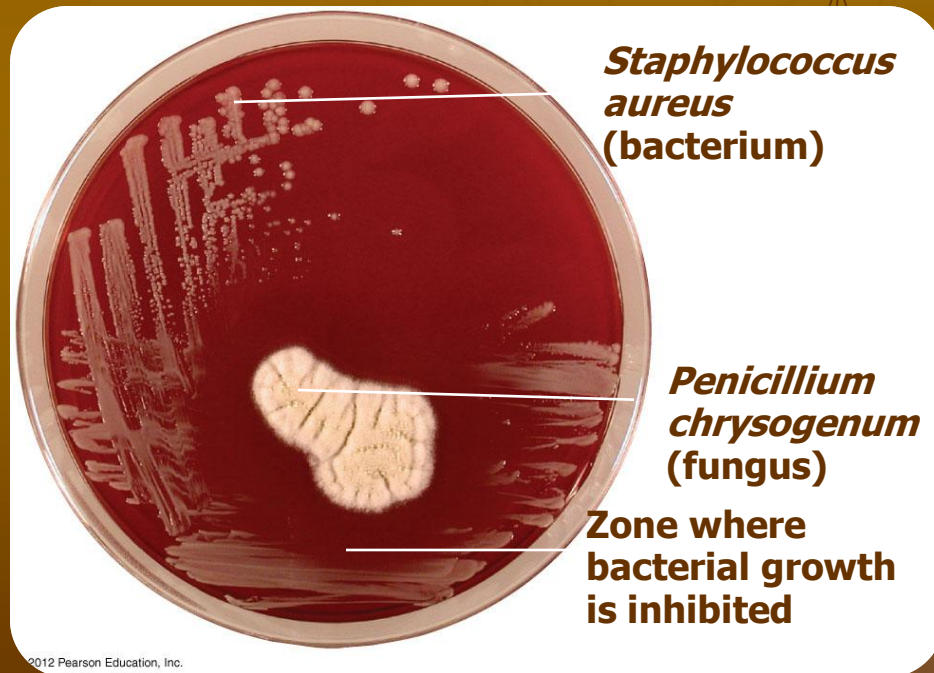
The world of microorganisms

- microorganisms - bacteria, viruses, fungi, archaea, protozoa, and algae with characteristic cellular composition, morphology, mean of locomotion, and reproduction
- beneficial in producing oxygen, decomposing organic material, providing nutrients for plants, and maintaining human health
- some of them can be pathogenic and cause diseases in plants and humans
- control of the contact with pathogenic organisms is an effective way to prevent being infected with diseases

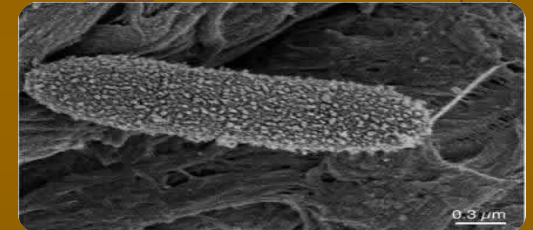




Schematic representation of biofilm formation



© 2012 Pearson Education, Inc.



Antimicrobial coating – alternative way to control infections

Prevention from the source

- bacteria can be killed before contact with human body**
- can be used for different applications**
- especially important for MedTech applications - surfaces of medical devices, implants, drug delivery devices a.s.o.**
- equally important for electrical devices and especially portable electrical devices, cell phone, notebook computer**



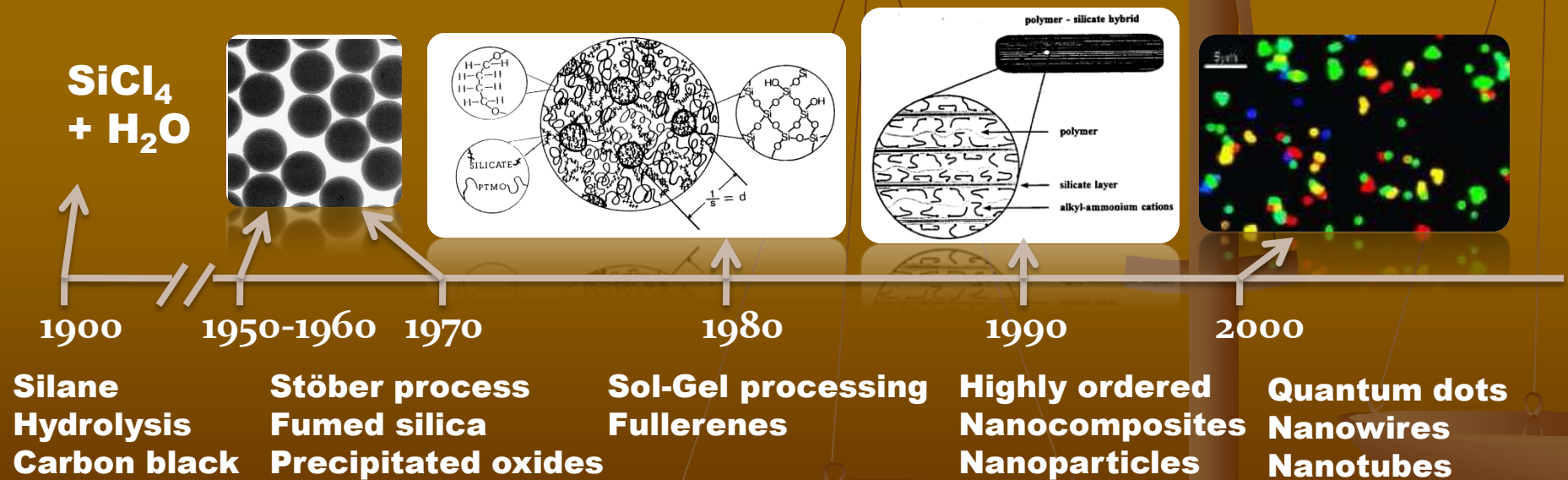
Antimicrobial surface coatings must exhibit

- effective control of bacteria, molds and fungi**
- selective activity towards undesirable microorganisms**
- absence of toxic effects for both the manufacturer and the consumer**
- durability of antimicrobial activity on treated surfaces**
- compatibility with other finishing agents**
- easy application, compatibility with common thin film processing**

Hybrid nanocomposites with silsesquioxane units

- The term “nanotechnology” is used to describe materials, devices, or structures with feature sizes less than 100 nm
- For composite materials, properties can deviate from simple rules of mixing when phase domains are less than 1 micron

The evolution of nanocomposites



POSS polyhedral oligomeric silsesquioxanes

- ❑ Improved mechanical (Young' modulus) at low loading
- ❑ Increase viscoelastic properties
- ❑ Low dielectric properties
- ❑ Crystallinity
- ❑ Increase of the thermal properties
- ❑ Flame retardancy

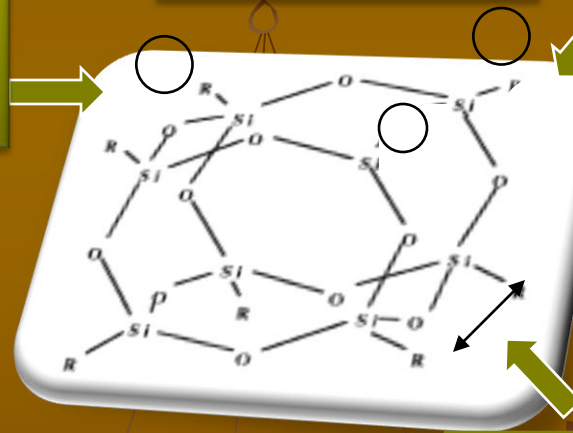


Eight corn
substituted cage

Function, epoxy,
alcohol, C=C

Nonreactive organic
(R) groups for
solubilization and
compatibilization

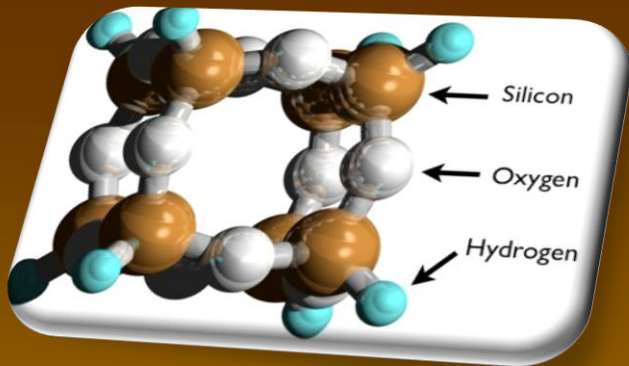
Nanoscopic in size
with an Si-Si
distance of 0.5 nm
and a R-R distance
of 1.5 nm



May possess one
or more reactive
groups suitable for
further chemical
reactions,
(co-) polymerization
or grafting

Thermally and chemically
robust hybrid (organic-inorganic)
framework (stable bond)

- Functions: chemical modification or grafting of existing polymers (modulation of the number of grafted chains)
- Polymerizable group (copolymerization with other monomers via ATRP, coordination polymerization, ring opening...)

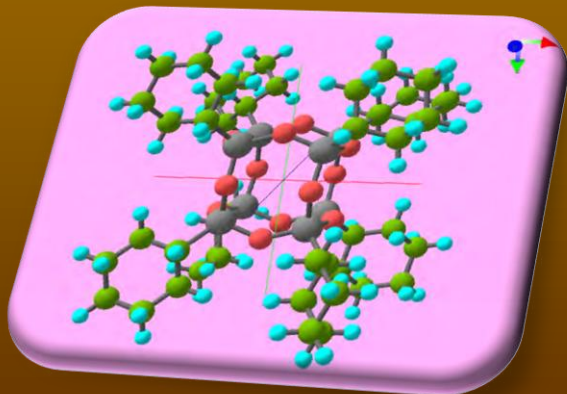


Schematic of a polyhedral oligomeric silsesquioxane (POSS) cage

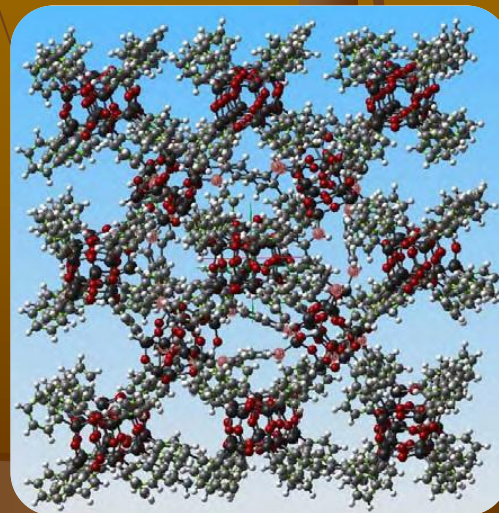
Commercially POSS applications - additive for heat and abrasion resistant paints, space resistant resins, precursors to ceramic matrices, dental composites, a.s.o.

Silsesquioxane properties

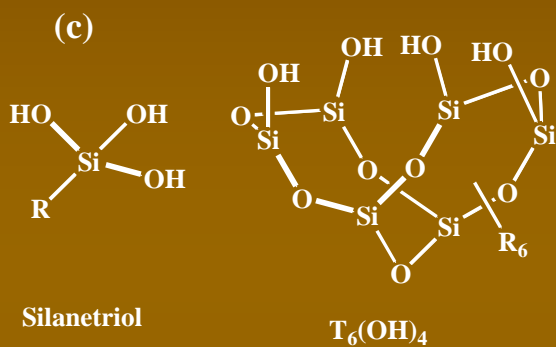
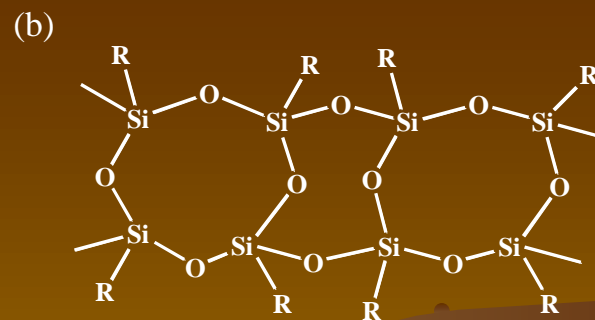
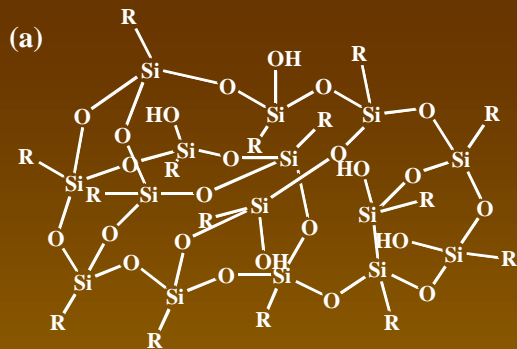
- Particule size = 1,5 nm
- $M_w = 900 - 1.770$ g/mol
- Appearance: T8 high func. (white powder), T8 low func. (viscous liquid)



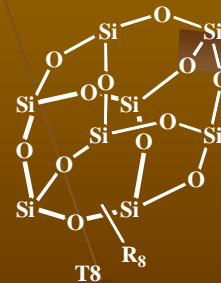
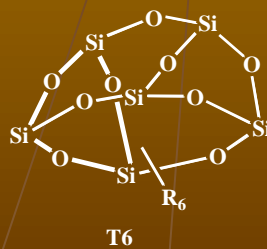
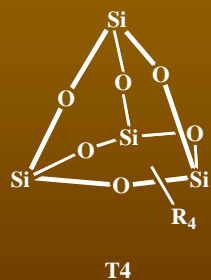
Silsesquioxane Nanocube



Perfect nano building blocks

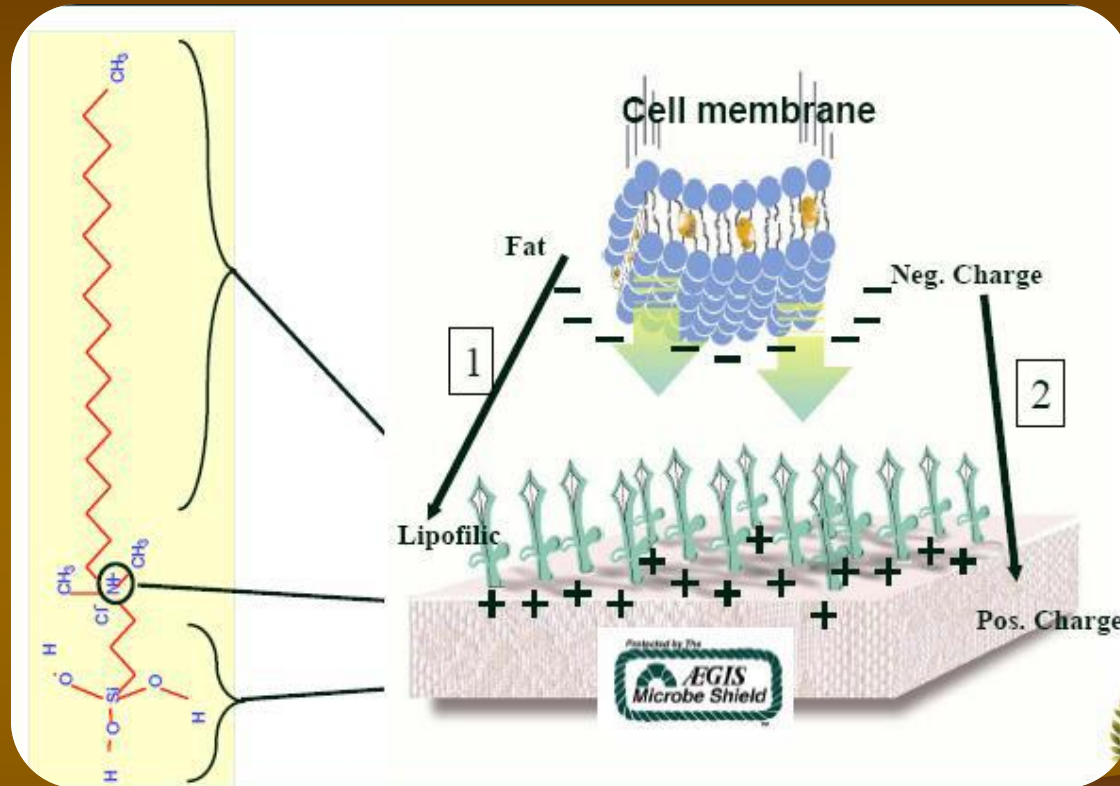


Different architectural structures of incompletely condensed silsesquioxanes: (a) random, (b) ladder and (c) partial-caged



Schematic representation of cage-like silsesquioxanes (T_4 , T_6 and T_8 structures)

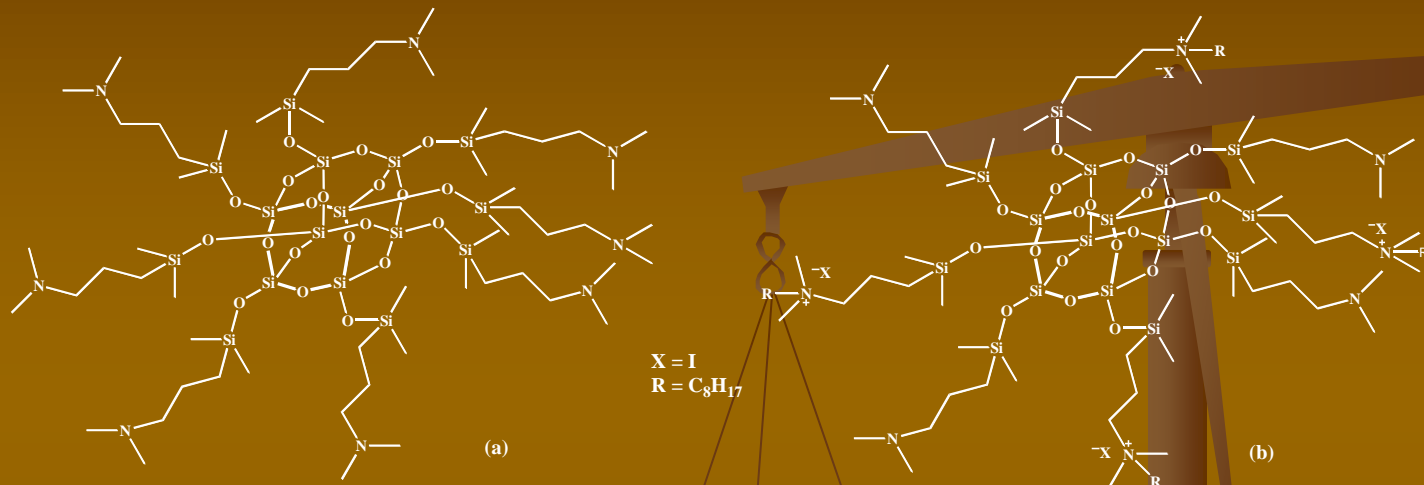
Antimicrobial coating with quaternary ammonium salts



(i) quaternary ammonium groups polymers adsorption on bacterial cell surface and (ii) diffusion through cell wall, (iii) adsorption onto cytoplasmic membrane, (iv) disruption of cytoplasmic membrane and (v) leakage of cytoplasmic membrane constituents, and finally (vi) cell death

Polymers containing quaternary ammonium groups (QAs)

- advantages over other biocides – an effective action on a wide pH range, low vapor pressure, low human toxicity, as well as lack of unpleasant odors



Schematic representation of (a) dimethylamino-functionalized POSS; (b) Q-POSS idealized structure

- synthesis of a dimethylamino-functionalized POSS quaternized (40 % quaternized degree) with 1-iodo-octane
- good antimicrobial activity toward both gram-negative (*Escherichia coli*) and gram-positive (*Staphylococcus aureus*) bacteria, activity depending on alkyl chain length and charge density

Majumdar, P.; Lee, E.; Gubbins, N.; Stafslie, S.J.; Daniels, J.; Thorson, C.J.; Chisholm, B.J. Synthesis and antimicrobial activity of quaternary ammonium-functionalized POSS compounds, *Polymer Preprints* 2008, **49**(1), 883

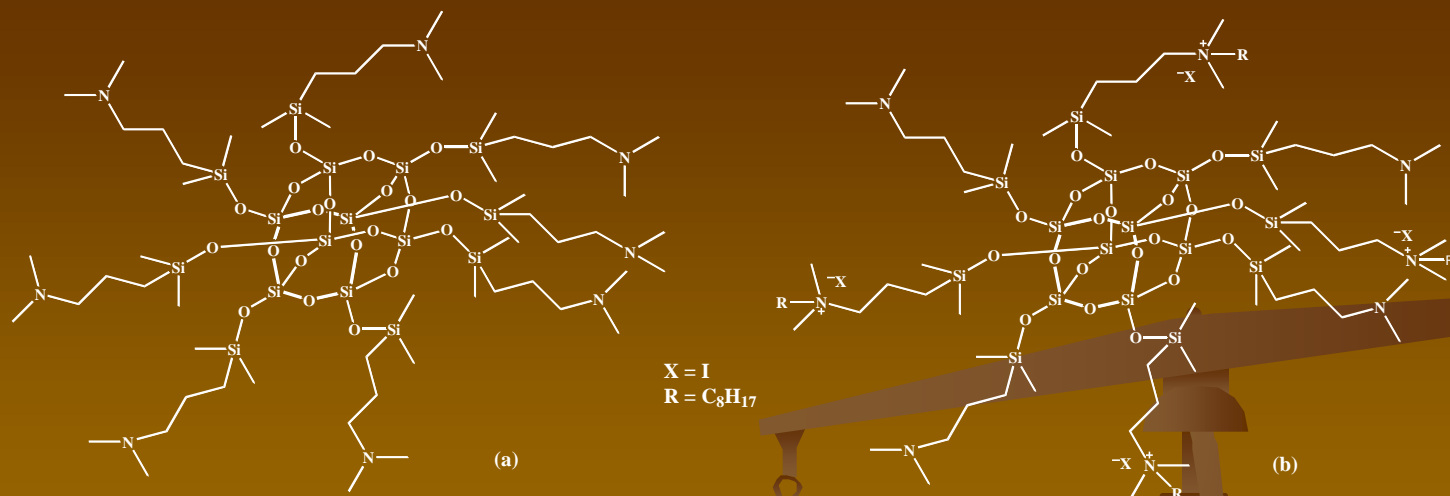


Schematic representation of a polysilsesquioxane containing secondary n-amyllumonium salt

- bacteriocidal activity of several oligo- and polysilsesquioxanes with ammonium salts of variable quaternization degrees (octa(3-chloropropylsilsesquioxane) and poly(3-chloropropylsilsesquioxane))

- the best antimicrobial activity, i.e., growth inhibiting of *Enterococcus hirae*, *Staphylococcus aureus* and *Escherichia coli* - attained for the compounds characterized by a 50 % conversion degree

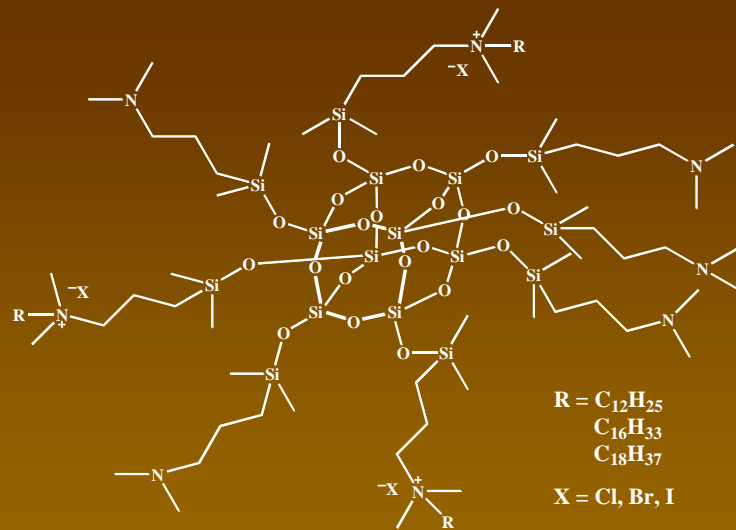
- the oligomers almost fully substituted with the ionic QAs units proved to be very active against gram-positive bacteria only in suspension, manifesting a lower activity in solution



Schematic representation of (a) dimethylamino-functionalized POSS; (b) Q-POSS idealized structure

- **hydrosilylation of an octasilane POSS with allyldimethylamine - functionalized POSS containing eight tertiary amino groups**
- **Q-POSS compounds with different lengths and extent of quaternization - incorporated in two different moisture-curable polysiloxane coatings**
- **Q-POSS-based coatings possessing the lowest quaternization extent (~ 40 mol %) - the best antimicrobial activity**
- **presence of Q-POSS at coating's surface (nanoscale surface roughness) in the coatings of low quaternization**

Majumdar, P.; Lee, E.; Gubbins, N.; Staflien, S.J.; Daniels, J.; Thorson, C.J.; Chisholm, B.J. Synthesis and antimicrobial activity of quaternary ammonium-functionalized POSS (Q-POSS) and polysiloxane coatings containing Q-POSS. *Polymer* 2009, *50*, 1124–1133

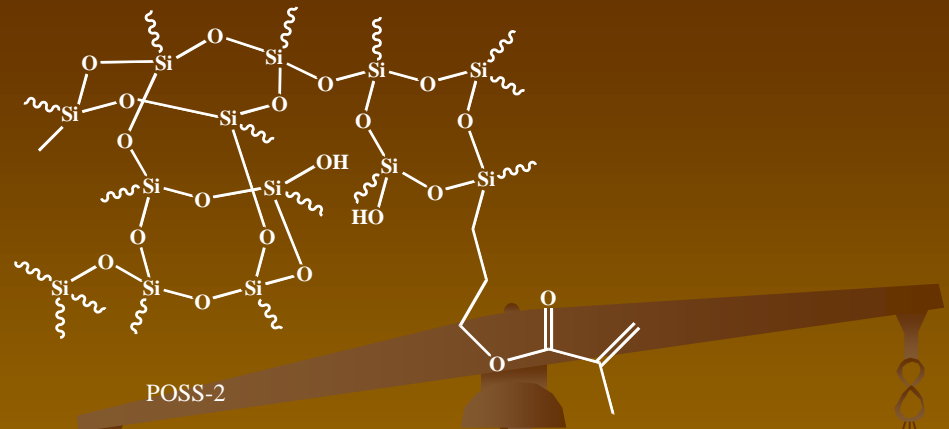
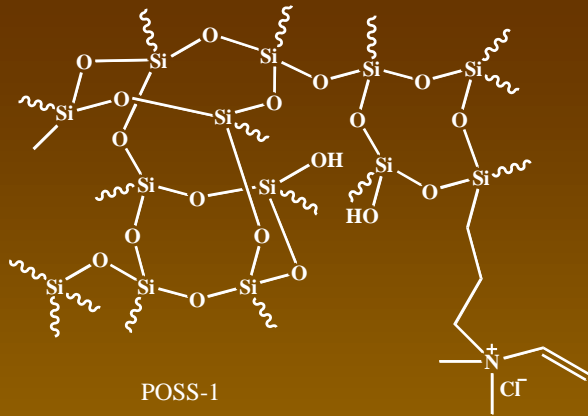


- quaternization of several octasilane Q-POSS compounds with different alkyl chain lengths (from $-C_{12}H_{25}$ to $-C_{18}H_{37}$), functionalized with QAs units through various counter ions, i.e., chlorine, iodine, bromine

Schematic representation of octasilane Q-POSS compounds

- both alkyl chain length and counter ion were found to affect Q-POSS antimicrobial properties, the highest antimicrobial efficiency against *Escherichia coli* and *Staphylococcus aureus* being proved by Q-POSS with C_{12} alkyl chain length and chlorine counter ion
- Q-POSSs incorporated into a moisture-curable polysiloxane coating - all coatings were more efficient against *Staphylococcus aureus*, followed by *Candida albicans fungus* and *Escherichia coli*

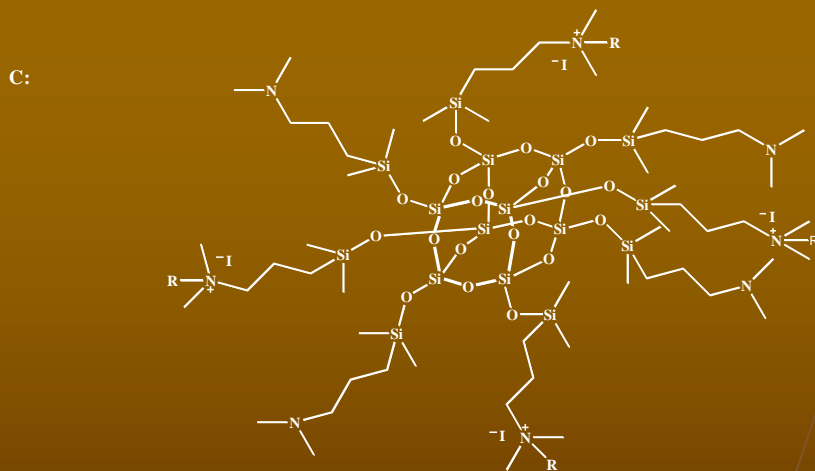
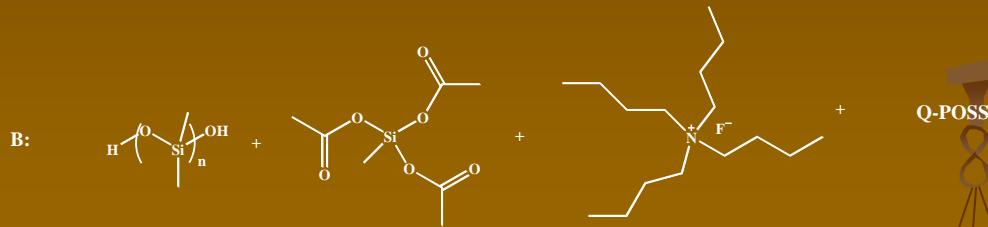
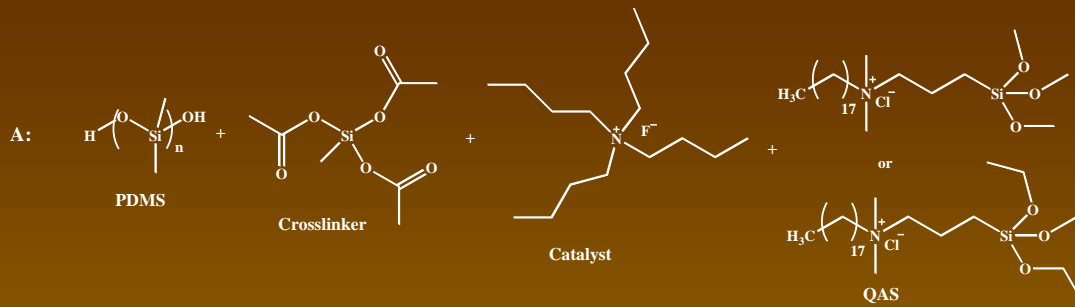
Majumdar, P.; He, J.; Lee, E.; Kallam, A.; Gubbins, N.; Stafslie, S.J.; Daniels, J.; Chisholm, B.J. Antimicrobial activity of polysiloxane coatings containing quaternary ammonium-functionalized polyhedral oligomeric silsesquioxane. *J. Coat. Technol. Res.* **2010**, *7(4)*, 455–467



Presumed structure of silsesquioxane-based hybrid nanocomposites (POSS-1, POSS-2)

- **the first report on the use of hierarchical assemblies with silsesquioxane and quaternary ammonium units intended for antimicrobial monumental stone coating**
- **hierarchical structures comprising nanofibrillar micelles confined within semi-cylindrical shells - ascribed to the presence of multiple intermolecular ionic interactions, intermolecular Van der Waals forces and hydrophobic interactions acting among the constituent molecules**
- **both silsesquioxane-based polymer blend coatings were more effective against *Staphylococcus aureus*, followed by *Candida albicans* fungus, while no action was registered against *Escherichia coli***

Simionescu, B.; Bordianu, I.-E.; Aflori, M.; Doroftei, F.; Mares, M.; Patras, X.; Nicolescu, A.; Olaru, M. Hierarchically structured polymer blends based on silsesquioxane hybrid nanocomposites with quaternary ammonium units for antimicrobial coatings. *Materials Chem. Phys.* **2012**, *134*, 190–199



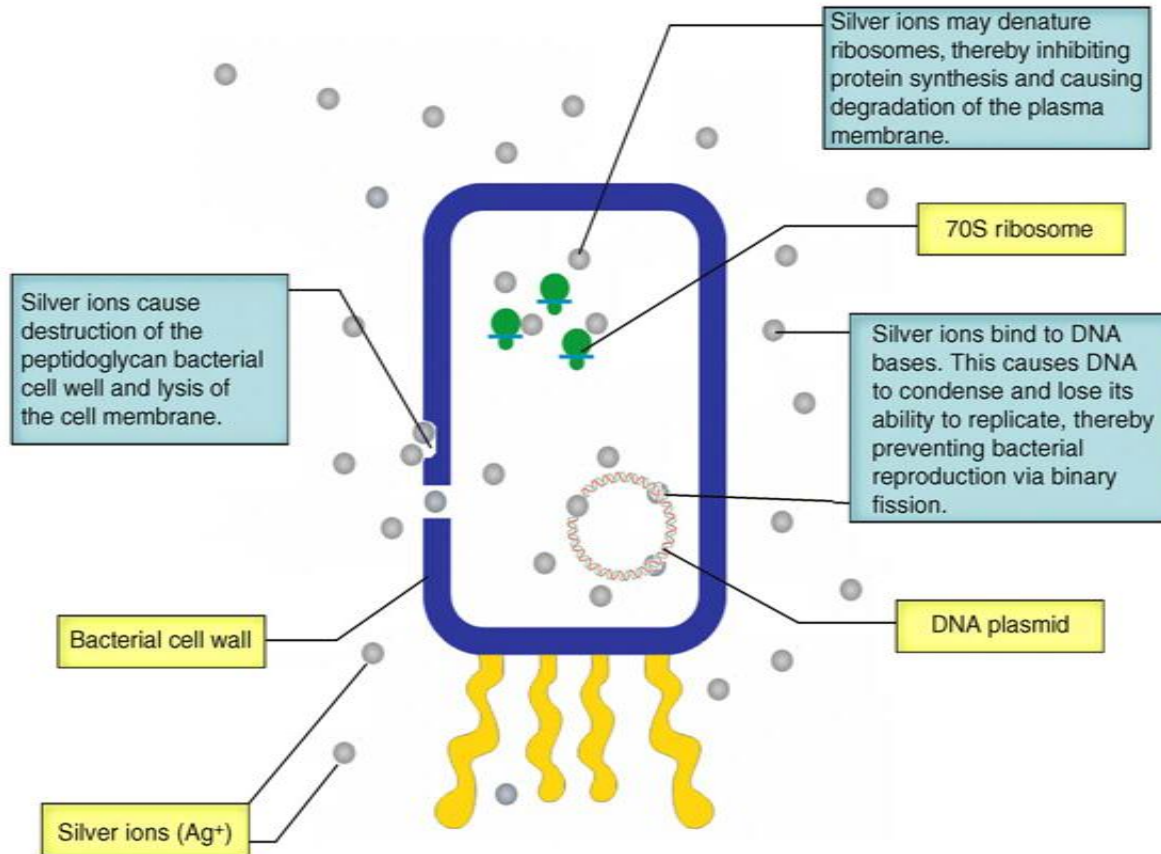
- PDMS coatings containing QAS or Q-POSS
- relationships between interfacial surface structures and their antifouling properties

- lower extent of Q-POSS quaternization and use of ethoxy functional QAs groups facilitated the extension of the alkyl chains away from the nitrogen atoms, thus favouring the neutralization of marine microorganisms upon contact

Liu, Y.; Leng, C.; Chisholm, B.; Stafslie, S.; Majumdar, P.; Chen, Z. Surface structures of PDMS incorporated with quaternary ammonium salts designed for antibiofouling and fouling release applications. *Langmuir* **2013**, *29*, 2897–2905

Chemical structures of the QAS-incorporated PDMS systems: (A) QAS-tethered system. (B) Q-POSS-incorporated PDMS system. (C) Q-POSS structure

Antimicrobial coatings with silver



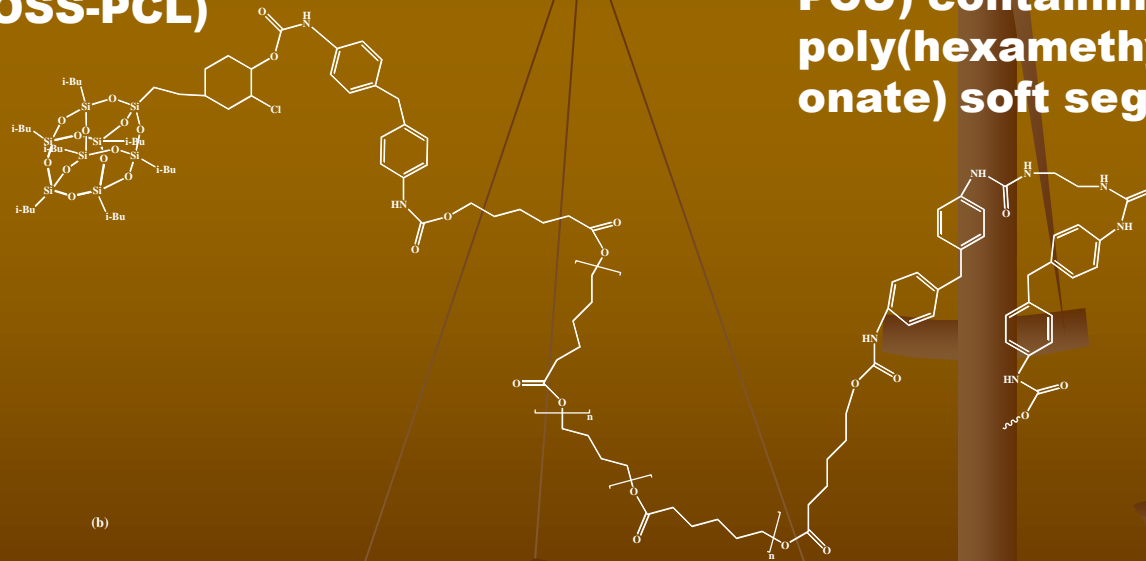
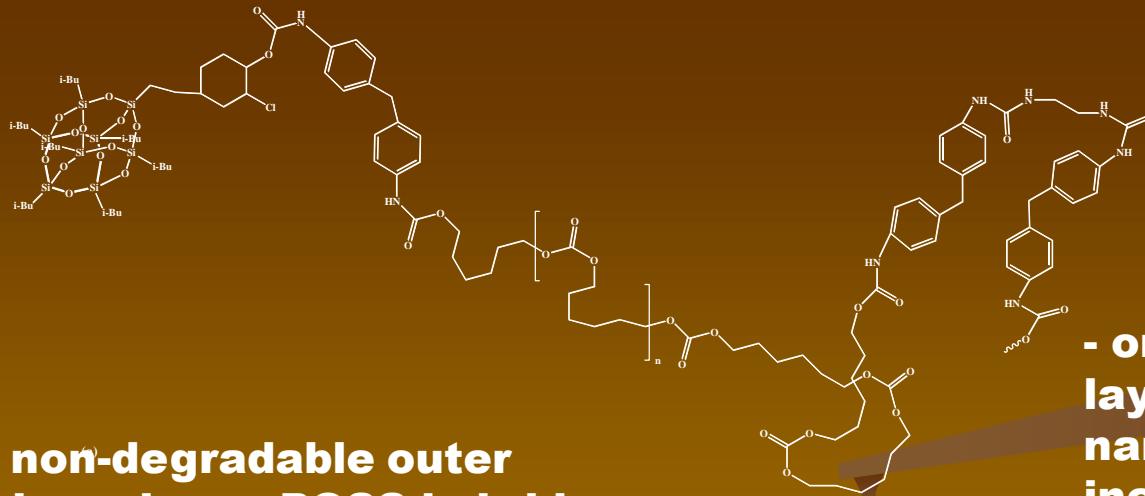
TRENDS in Biotechnology

Silver ions (Ag^+)

TRENDS in Biotechnology

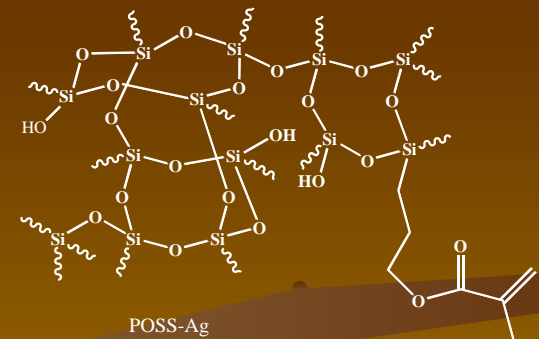
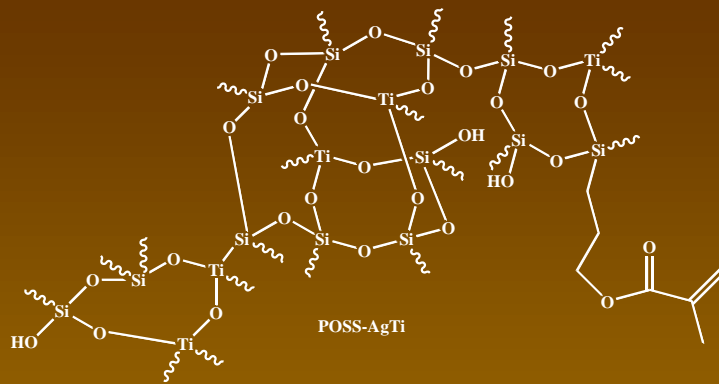
- one non-degradable outer layer based on a POSS hybrid nanocomposite incorporated inside a poly(caprolactone-urea)urethane (POSS-PCL) compound

- one inner biodegradable layer – POSS hybrid nanocomposite incorporated inside a poly(caprolactone-urea)urethane (POSS-PCU) containing a poly(hexamethylenecarbonate) soft segment



Schematic representation of (a) non-biodegradable POSS-PCU; (b) biodegradable POSS-PCL

Chawla, R.; Tan, A.; Ahmed, M.; Crowley, C.; Moiem, N.S.; Cui, Z.; Butler, P.E.; Seifalian, A.M. A polyhedral oligomeric silsesquioxane-based bilayered dermal scaffold seeded with adipose tissue-derived stem cells: in vitro assessment of biomechanical properties. *J. Surg. Res.* **2014**, *188*(2), 361–372



Presumed structure of silsesquioxane-based hybrid nanocomposites (POSS-Ag, POSS-AgTi)

- a first study on the use of silver nanoparticles in antibacterial coatings for monumental stones
- new types of silsesquioxane-based hybrid nanocomposites with methacrylate units, containing either only silver nanoparticles (POSS-Ag) or a combination of titania and silver nanoparticles (POSS-AgTi)
- self-assembling structures (semi-cylindrical shells) with homogeneous distribution of metallic nanoparticles
- both synthesized compounds showed high antibacterial/antifungal efficiency against *Escherichia coli* and *Candida albicans fungus*, better results being obtained in POSS-AgTi case

Aflori, M.; Simionescu, B.; Bordianu, I.-E.; Sacarescu, L.; Varganici, C.-D.; Doroftei, F.; Nicolescu, A.; Olaru, M. Silsesquioxane-based hybrid nanocomposites with methacrylate units containing titania and/or silver nanoparticles as antibacterial/antifungal coatings for monumental stones, *Mat. Sci. Eng. B* **2013**, *178*, 1339–1346

Conclusions

- two main strategies to design silsesquioxane-based antimicrobial materials active against a wide-range of microorganisms, i.e., incorporation of quaternary ammonium units and incorporation of metals
- recent research has been focused on POSS structures with quaternary ammonium units, although such type of systems are not always the best solutions to assure an efficient antimicrobial coating against a wide-range of microorganisms
- since POSS materials are resistant to degradation, biocompatible, safe, compliant, anti-thrombogenic, and allow neo-endothelialization, it is expected that new lines of research will be developed in the field of antimicrobial coatings
- reduction of cytotoxicity while maintaining or even enhancing the antimicrobial activity will stand among the efforts to be made in the future

