

# **EVALUATION OF THE SENSITIVITY OF THE UPDATED REGCM4 MODEL TO PHYSICS PARAMETERIZATIONS OVER THE MEDITERRANEAN REGION: PRECIPITATION AND TEMPERATURE SIMULATIONS**

**Velikou K., Tolika K.**

**Geologist, MSc Meteorologist - Climatologist,  
PhD Candidate of Climatology**

**Aristotle University of Thessaloniki  
Department of Meteorology and Climatology, School of Geology**



# INTRODUCTION

## GCMs

- Past climate changes
- Characteristics of the future climate changes in continental scale
- Coarse resolution



Simulation of important higher scale processes not feasible



**Dynamical  
Downscaling  
of GCMs**



# INTRODUCTION

## RCMs

- Finer spatial resolution
- Describe and reproduce the main climatic features
- Local scale (complex terrain, important mesoscale forcing)



# INTRODUCTION

Regional Climate Models

+

Physics Parameterization Schemes

**Sensitivity**



**RESULTS SENSITIVE TO THE  
SCHEME SELECTION ?**



# INTRODUCTION

- ✓ Study the sensitivity of RegCM4 to different physics parameterization schemes
- ✓ Examine the modifications that occur in precipitation and temperature



# REGIONAL CLIMATE MODEL

## ➤ RegCM4.4.5.1

- Hydrostatic
- Compressible
- Sigma-p vertical coordinate model
- Dynamical core → Hydrostatic version of MM5

## ➤ 25x25km



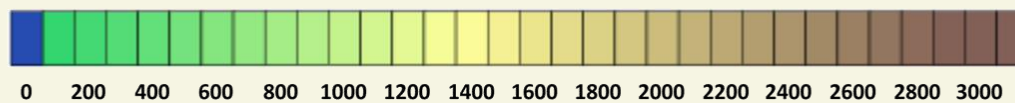
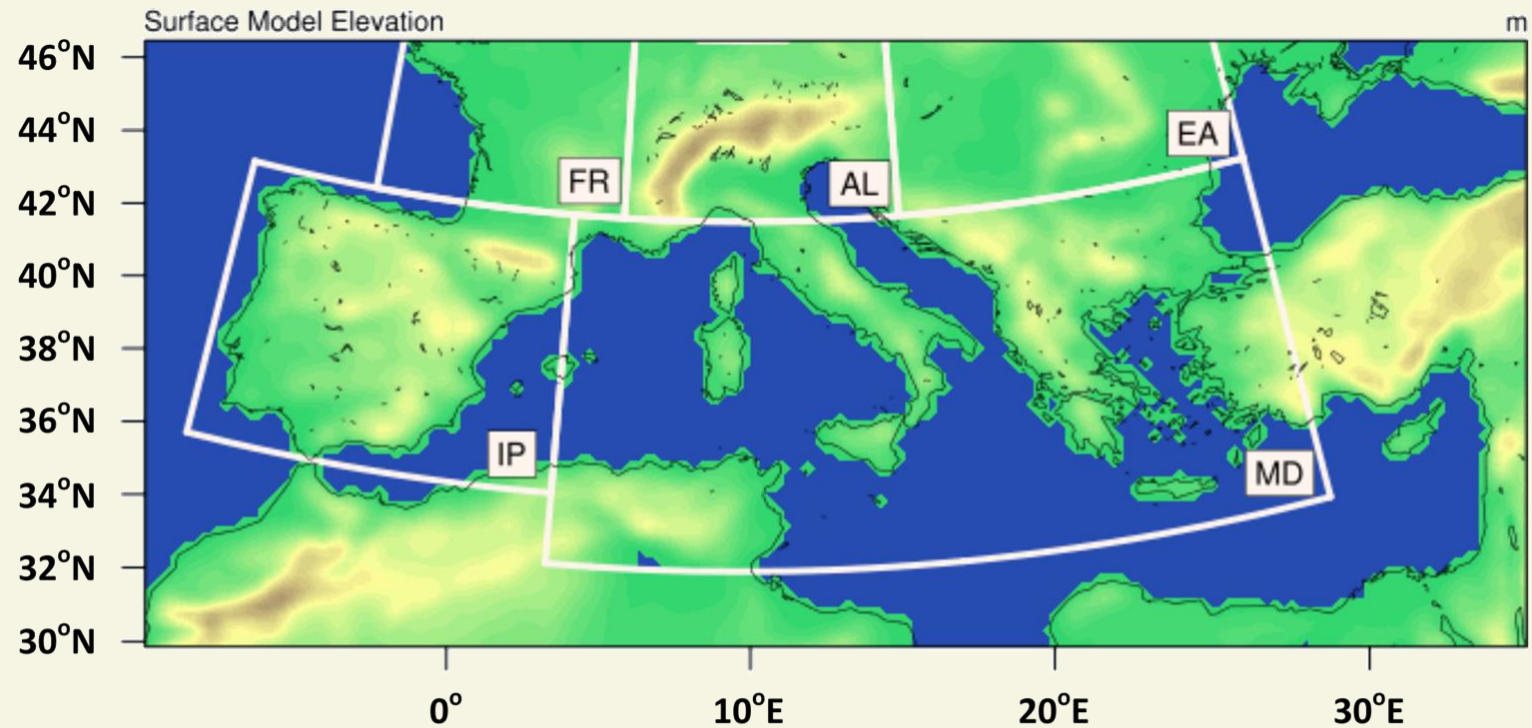
# DOMAIN

- Mediterranean region
- More detailed study → Division of the area into 5 sub-regions (EURO-CORDEX analysis domain)

Abbreviation	Area
AL	The Alps and the surrounding area
EA	The part of Eastern Europe
FR	The wider France region
IP	The Iberian Peninsula
MD	The greatest part of the Mediterranean Sea, Italy, Greece, the Balkans and southwestern Turkey



# DOMAIN





# SIMULATIONS

## ➤ 7 different simulations

Abbreviation	Driving Field	Cumulus Scheme	Convective Closure Scheme	Planetary Boundary Layer Scheme	Ocean Flux Scheme	Land Surface Model
Default	ERAINT	MIT-Emanuel	-	Holtslag PBL	Zeng et al.	BATS
GAS	ERAINT	Grell	Arakawa-Schubert	Holtslag PBL	Zeng et al.	BATS
GFC	ERAINT	Grell	Fritsch-Chappell	Holtslag PBL	Zeng et al.	BATS
Mixed	ERAINT	Grell (over land) MIT-Emanuel (over ocean)	Fritsch-Chappell	Holtslag PBL	Zeng et al.	BATS
UW-PBL	ERAINT	MIT-Emanuel	-	UW PBL	Zeng et al.	BATS
BATS1e	ERAINT	MIT-Emanuel	-	Holtslag PBL	BATS1e Monin-Obukhov	BATS
Corine	ERAINT	MIT-Emanuel	-	Holtslag PBL	Zeng et al.	BATS (with CORINE 2000 land cover data)

## ➤ 1981-1990



# METHODOLOGY

- Precipitation and temperature
- Seasonal
- Differences

2<sup>nd</sup> "RUN"<sub>GFC</sub> - 1<sup>st</sup> "RUN"<sub>MIT-Emanuel</sub>

3<sup>rd</sup> "RUN"<sub>GAS</sub> - 1<sup>st</sup> "RUN"<sub>MIT-Emanuel</sub>

4<sup>th</sup> "RUN"<sub>Mixed</sub> - 1<sup>st</sup> "RUN"<sub>MIT-Emanuel</sub>

5<sup>th</sup> "RUN"<sub>UW-PBL</sub> - 1<sup>st</sup> "RUN"<sub>MIT-Emanuel</sub>

6<sup>th</sup> "RUN"<sub>BATS1e</sub> - 1<sup>st</sup> "RUN"<sub>MIT-Emanuel</sub>

7<sup>th</sup> "RUN"<sub>CORINE</sub> - 1<sup>st</sup> "RUN"<sub>MIT-Emanuel</sub>

**Calculated  
Mapped  
Compared**

- Student's t-test



# METHODOLOGY

- More detailed evaluation
- Division into 5 sub-regions
- Taylor diagrams

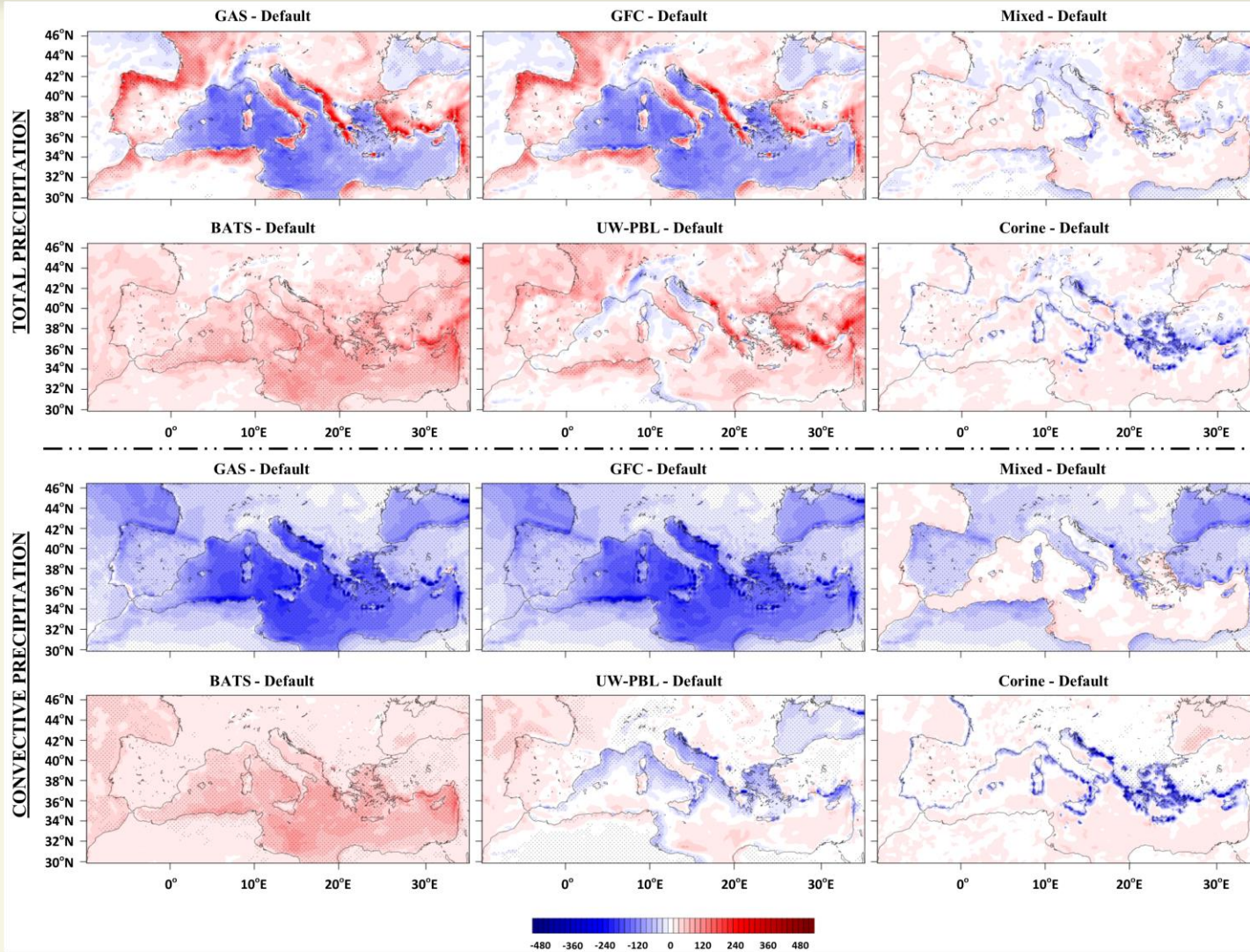


**“Default” run as  
reference data**

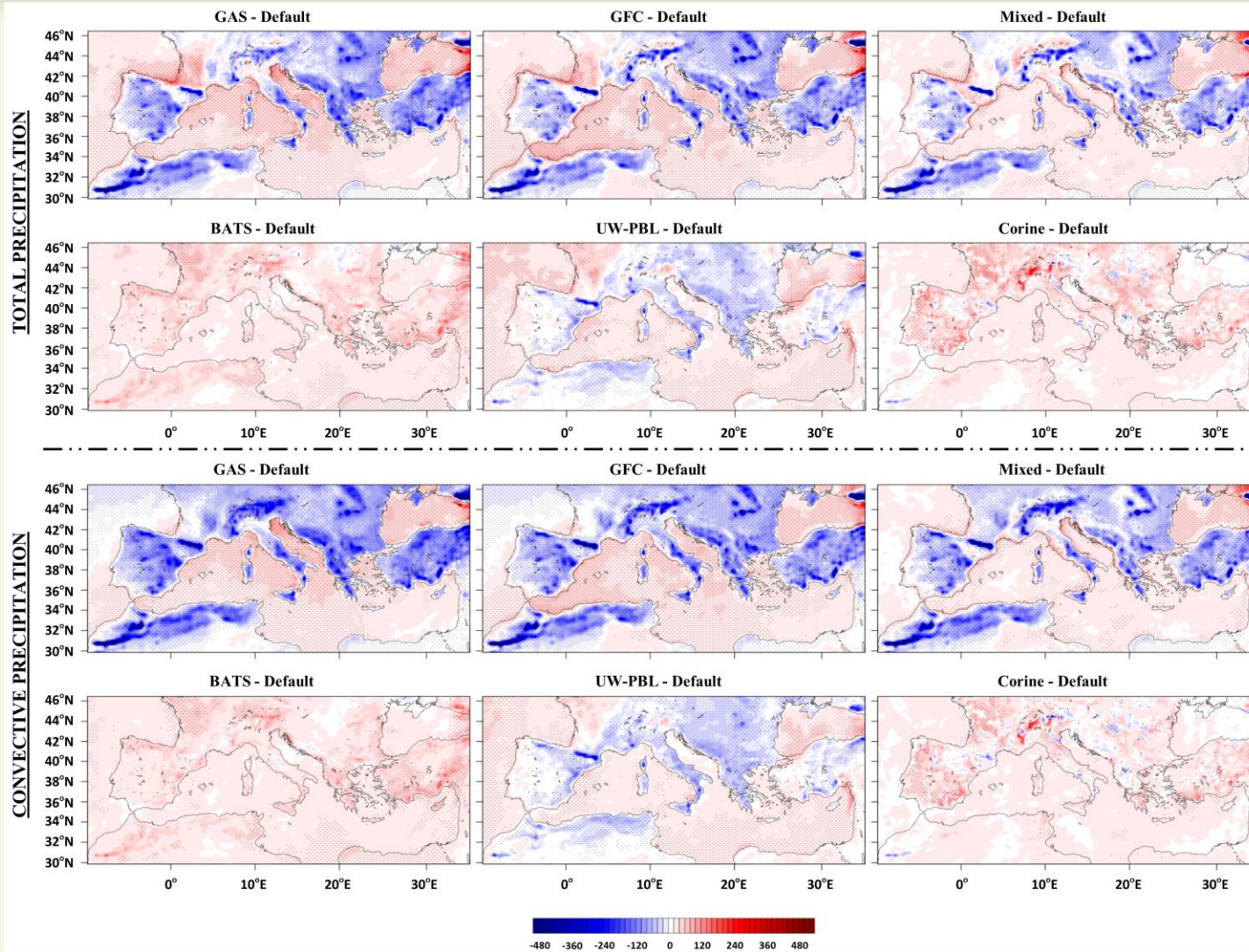
How well simulations  
fit each other  
(RMS, stdev, corr)



# PRECIPITATION (WINTER)



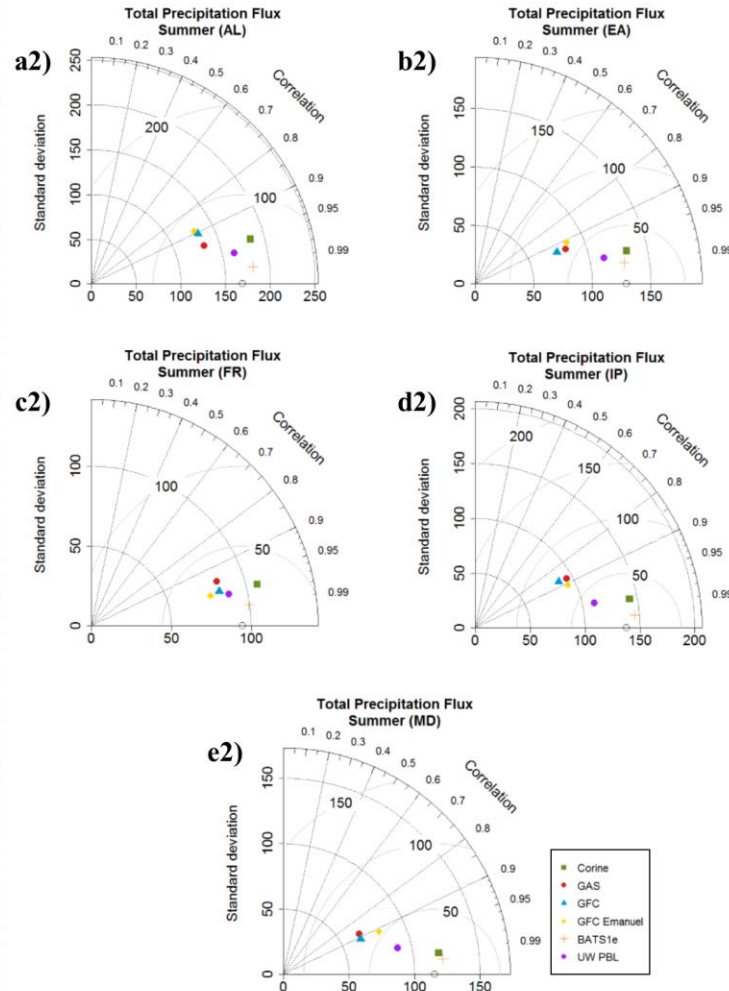
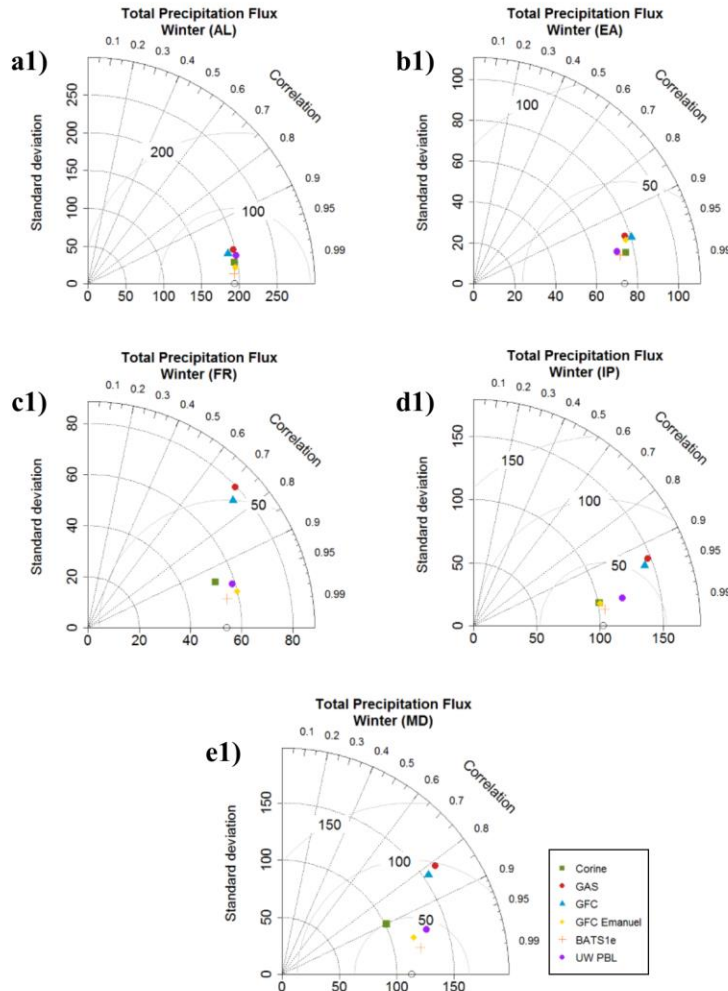
# PRECIPITATION (SUMMER)



# TOTAL PRECIPITATION

## WINTER

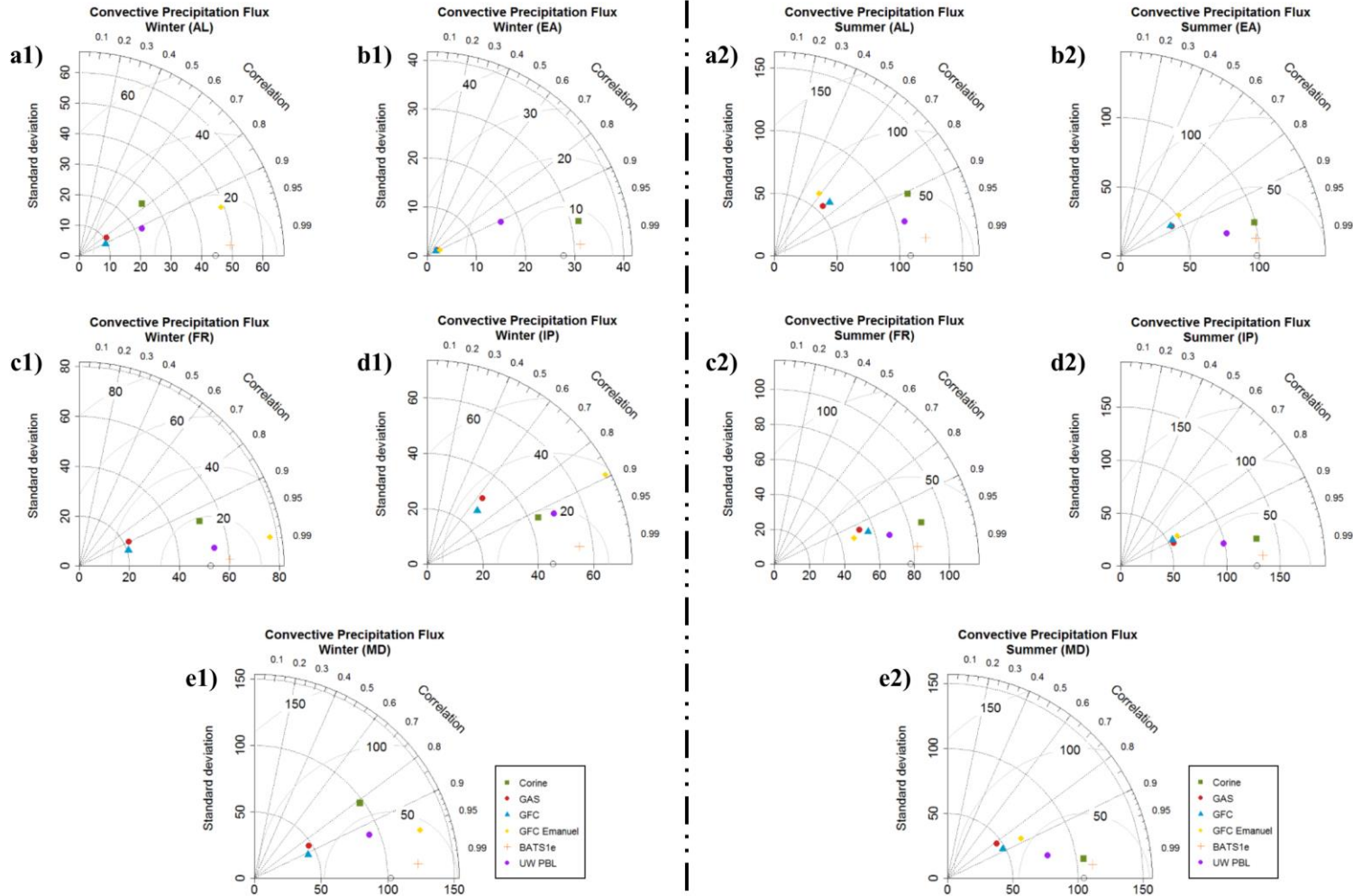
## SUMMER



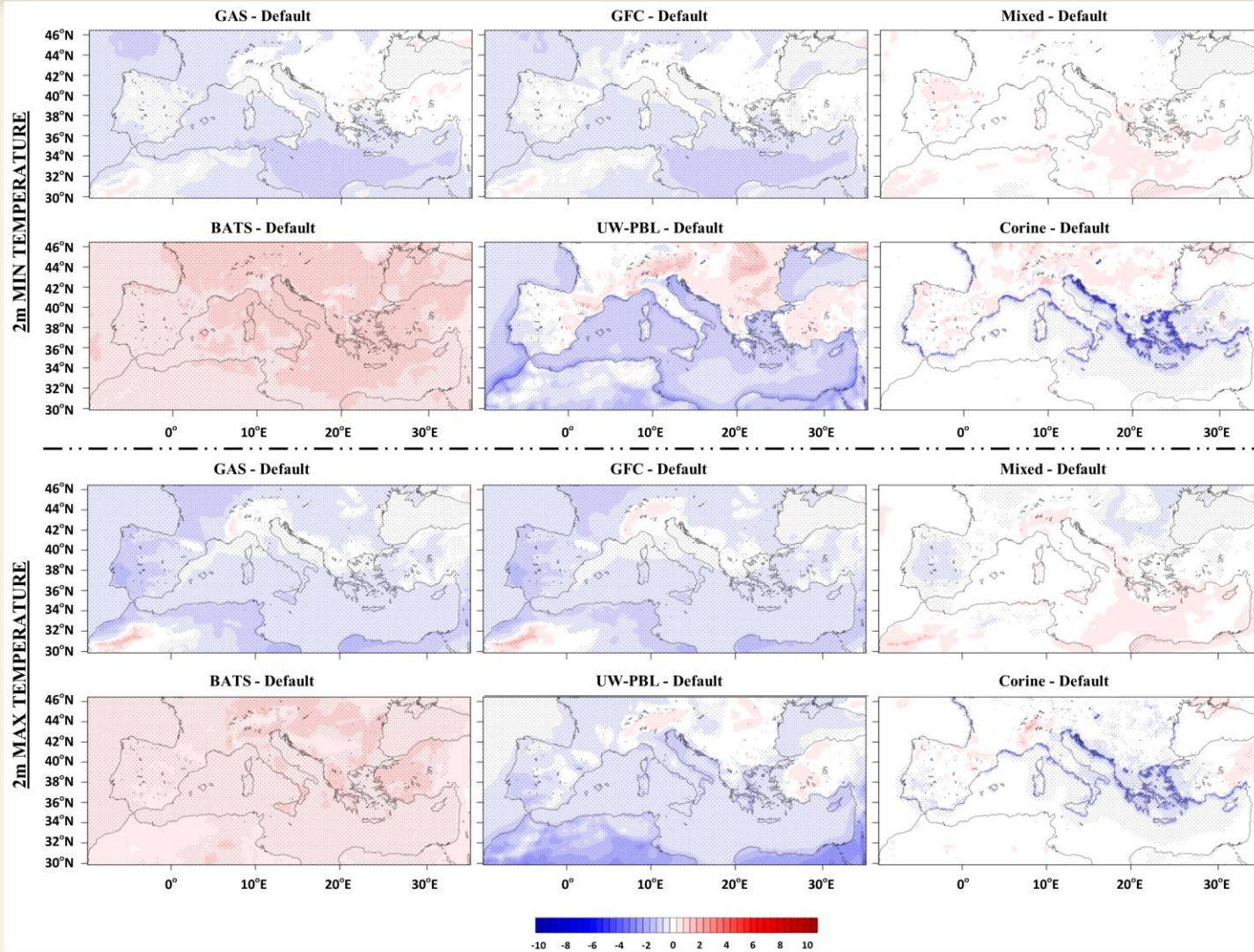
# CONVECTIVE PRECIPITATION

## WINTER

## SUMMER

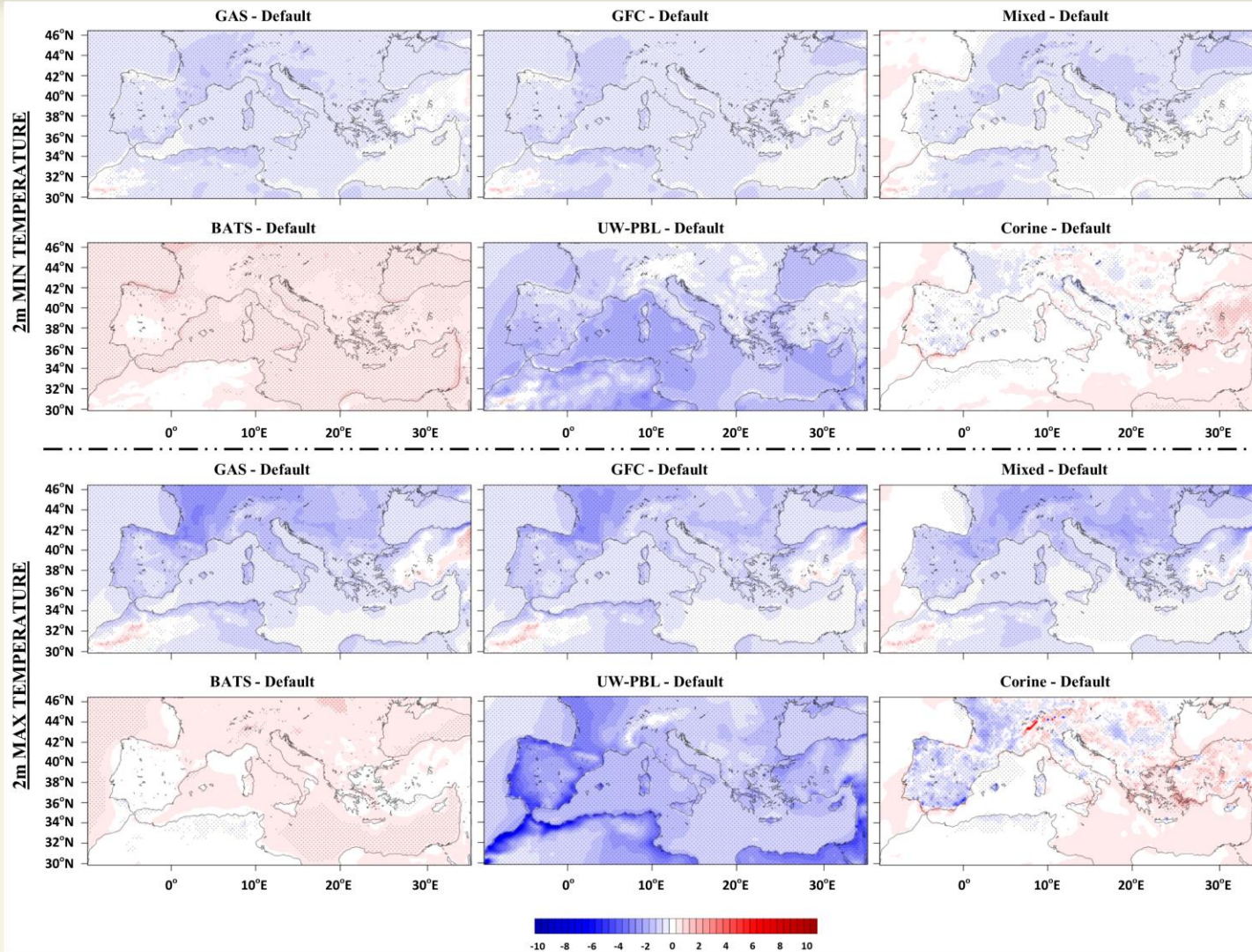


# TEMPERATURE (WINTER)





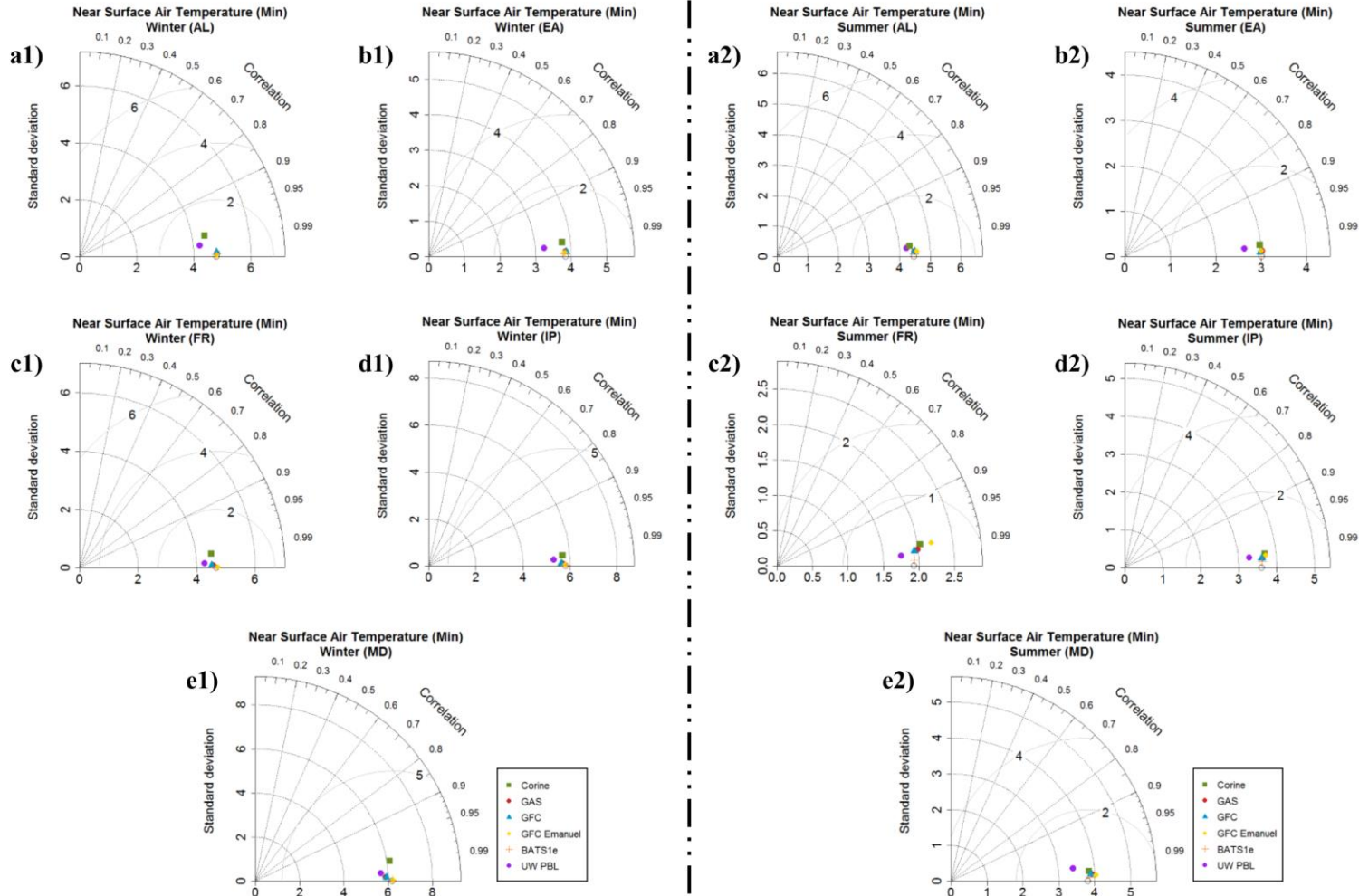
# TEMPERATURE (SUMMER)



# 2m MIN TEMPERATURE

## WINTER

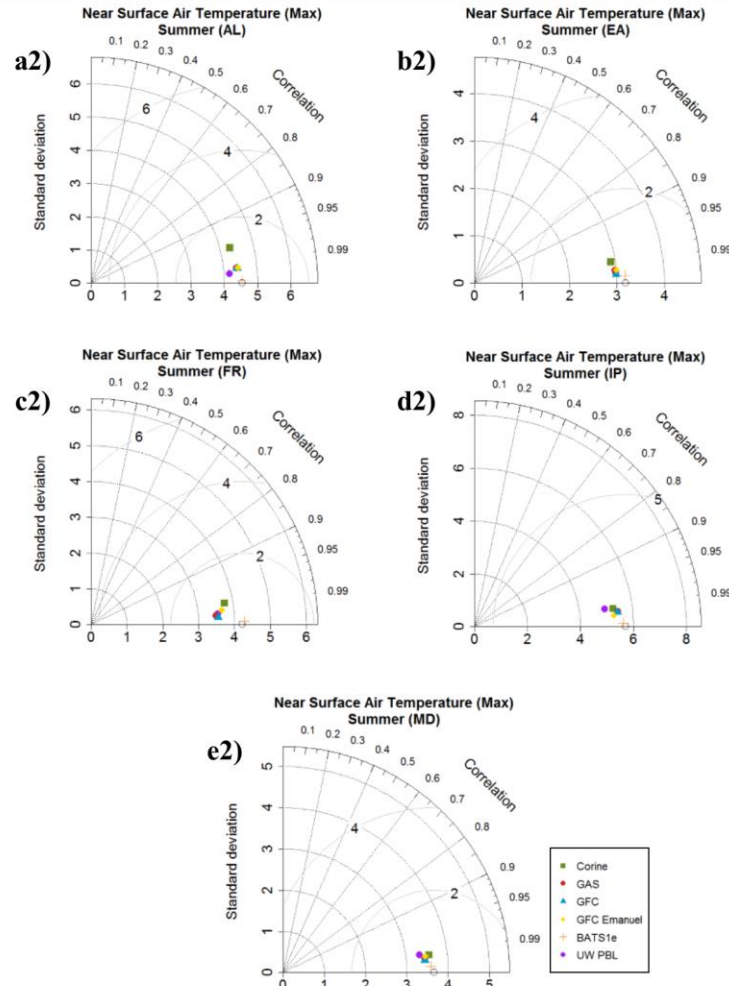
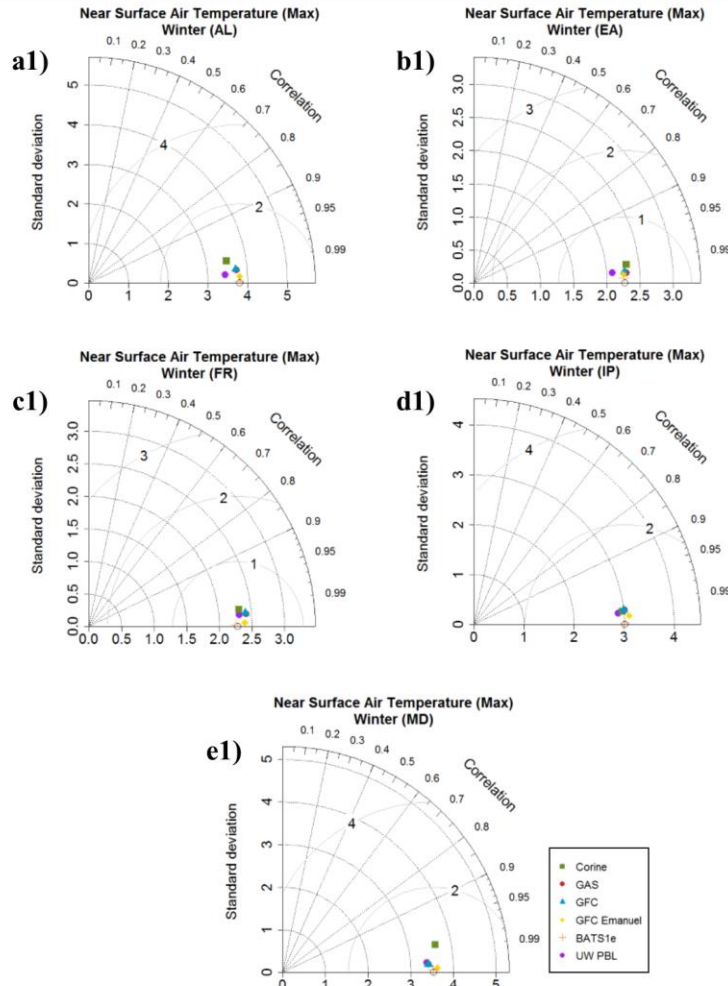
## SUMMER



# 2m MAX TEMPERATURE

## WINTER

## SUMMER



# CONCLUSIONS

## Precipitation

- UW-PBL → Reduction in the majority of the area of study
- BATS1e → Increase mainly in maritime areas
- GAS, GFC → Increase in continental areas and decrease in maritime areas (Opposite during summer)
- Mixed → Decrease in continental areas
- CORINE → Decrease during winter and increase during summer



# CONCLUSIONS

## Temperature

- UW-PBL → Reduction of warm biases
- BATS1e → Reduction of cold biases
- CORINE → Reduction of temperature
- Grell → Presents cold bias (in contrast to MIT-Emanuel)



# THANK YOU



**ECAS**  
**2017**

The 2nd International Electronic  
Conference on Atmospheric  
Sciences (ECAS 2017)  
16-31 July 2017

sciforum