

Synthesis of α -aminophosphonates and related derivatives under microwave conditions

Erika Bálint,* Ádám Tajti, Anna Tripolszky and György Keglevich*

Department of Organic Chemistry and Technology, Budapest University of Technology and Economics, 1521 Budapest, Hungary

* Correspondence: ebalint@mail.bme.hu; gkeglevich@mail.bme.hu; Tel.: +36-1-463-1111/5883

Academic Editor: name

Received: date; Accepted: date; Published: date

Abstract: α -Aminophosphonates and related derivatives represent one of the most important class of organophosphorus compounds. The most widely applied synthetic routes towards α -aminophosphonates involve the Kabachnik-Fields condensation and the Pudovik reaction. In this paper the microwave (MW)-assisted catalyst- and mostly solvent-free syntheses of various α -aminophosphonates and α -aminophosphine oxides are discussed. Bis(aminophosphonate) derivatives were also prepared by the double Kabachnik-Fields reaction. Furthermore, the synthesis of amino-methylenebisphosphonates and amino-methylenebisphosphine oxides is also described.

Keywords: α -aminophosphonates; α -aminophosphine oxides; amino-methylenebisphosphonates; Kabachnik-Fields reaction; Pudovik reaction; microwave

1. Introduction

These days, α -aminophosphonates and related derivatives are in the focus due to their broad spectrum of biological activity [1]. They are important targets in bio- [1,2], medicinal- [3–6] and pesticide chemistry [7–9]. One of the most common synthetic routes towards α -aminophosphonates and α -aminophosphine oxides is the Kabachnik-Fields (phospha-Mannich) reaction, involving the condensation of an amine, an oxo compound and a $>P(O)H$ species, such as a dialkyl phosphite or a secondary phosphine oxide [10–13]. The other main route is the Pudovik (aza-Pudovik) reaction of imines with $>P(O)H$ reagents [14,15]. Most of the papers dealing with the two routes mentioned above suggest the use of special catalysts, with or without the use of a solvent [13,16–18].

In this paper, the MW-assisted synthesis of α -aminophosphonates and α -aminophosphine oxides by the catalyst- and solvent-free Kabachnik-Fields condensation is summarized. The preparation of bis(aminophosphonates) and bis(aminophosphine oxides) by the double Kabachnik-Fields reaction, as well as the utilization of the latter compounds are also discussed. Another „green” accomplishment of the synthesis of α -aryl- α -aminophosphonate derivatives, the Pudovik reaction is also summarized. Finally, the synthesis of amino-methylenebisphosphonates and amino-methylenebisphosphine oxides is described.

2. Results and Discussion

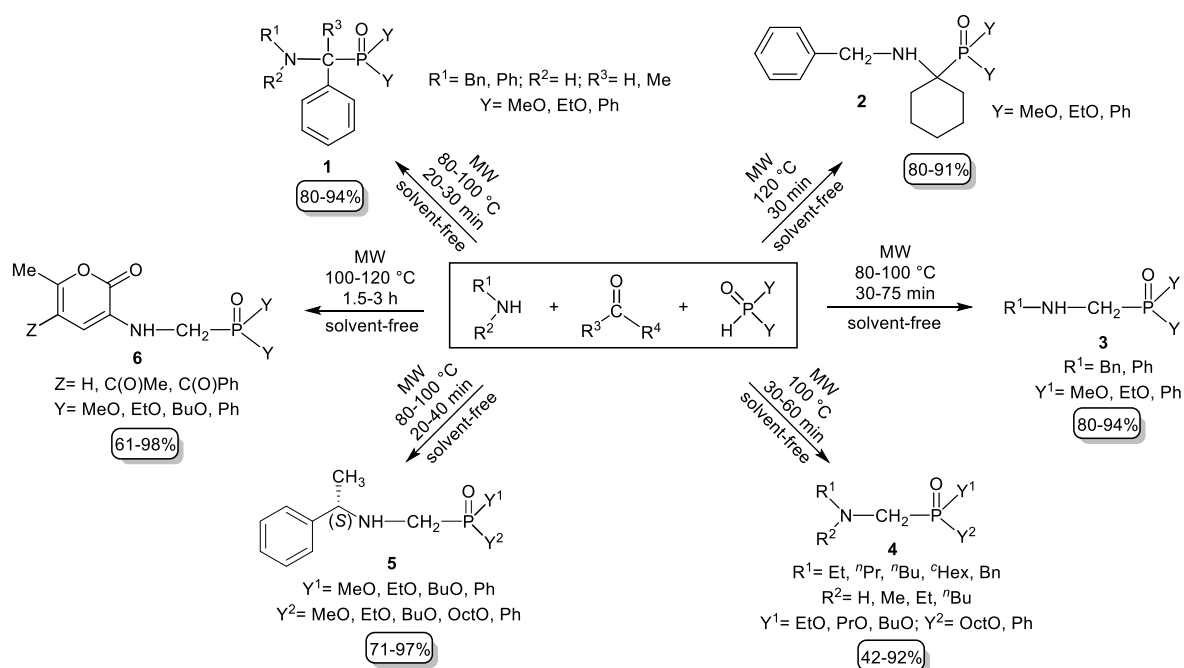
2.1. Synthesis of α -aminophosphonates and α -aminophosphine oxides by MW-assisted Kabachnik-Fields reactions

In the Kabachnik-Fields reaction of amines, oxo compounds and $>P(O)H$ reagents, a number of α -aminophosphonate derivatives (**1-6**) could be synthesized by the solvent- and catalyst-free MW-assisted Kabachnik-Fields reaction (Scheme 1). By the condensation of aniline or benzyl amine, benzaldehyde or acetophenone and dialkyl phosphites or diphenylphosphine oxide, the corresponding products (**1**) were prepared at 80–100 °C for 20–30 min in yields of 80–94% [19].

When cyclohexanone was applied as the oxo-reagent, a slightly higher temperature was necessary to furnish the corresponding aminophosphonate derivatives (**2**). Starting from paraformaldehyde, several compounds containing N-CH₂-P moiety (**3-6**) were also prepared [19–23]. As a P-chiral building block, ethyl octyl phosphite (Y¹=EtO; Y²= OctO) or alkyl phenyl-*H*-phosphinates (Y¹=EtO, PrO, BuO; Y²= Ph) were utilized in the three-component condensation [20,21]. The synthesis of optically active α-aminophosphonates (**4**) was elaborated using (*S*)-α-phenylethylamine as the amine component [22]. Using 3-amino-6-methyl-2*H*-pyran-2-ones, a series of heterocyclic α-aminophosphonate derivatives (**6**) was obtained in yields 61–98% [23].

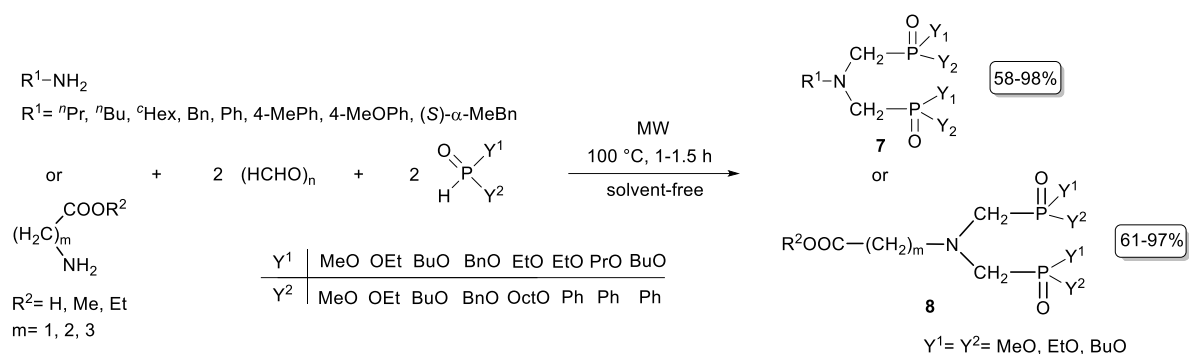
The Kabachnik-Fields reaction of benzylamine, benzaldehyde and triethyl phosphite or diethyl phosphite was also studied in water. It was found that in case of triethyl phosphite, *p*-toluenesulfonic acid (PTSA) had to be used as the catalyst, however, using diethyl phosphite, the reaction could be performed without any catalyst, in a solvent-free manner [24].

As a new development, the flow Kabachnik-Fields reaction is also being studied in a self-designed continuous flow MW system [25].



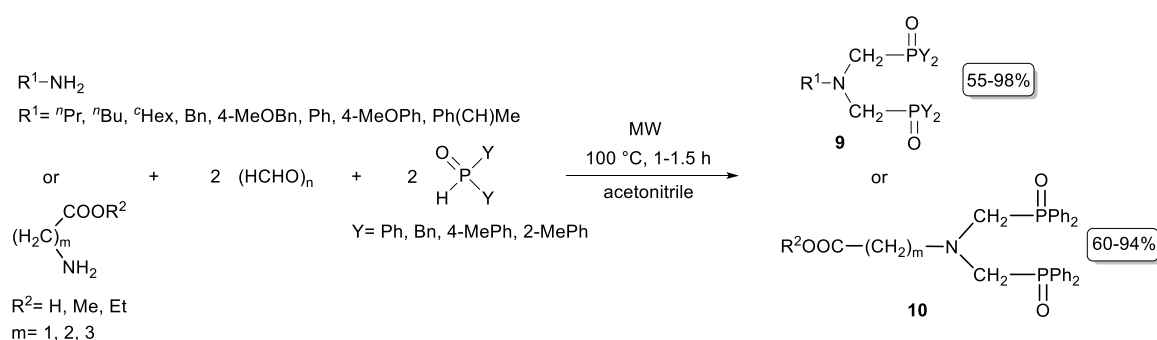
Scheme 1. Synthesis of α-aminophosphonates and α-aminophosphine oxides.

As an extension, double Kabachnik–Fields reactions were also performed using two equivalents of paraformaldehyde and two equivalents of dialkyl phosphites or alkyl phenyl-*H*-phosphinates (Scheme 2). Starting from primary amines, a few new bis(aminophosphonates) (**7**) were synthesized under MW irradiation without any catalysts and solvents in yields of 58–98% [26–28]. Using chiral building blocks, such as (*S*)-α-phenylethylamine or asymmetric >P(O)H reagent, the synthesis of chiral derivatives was also carried out [20–22]. α-, β- and γ-Amino acids and esters were also suitable amine components in the condensation. The corresponding bis(dialkoxyphosphonylmethyl)amino acid derivatives (**8**) were obtained in yields of 61–97% [29,30].



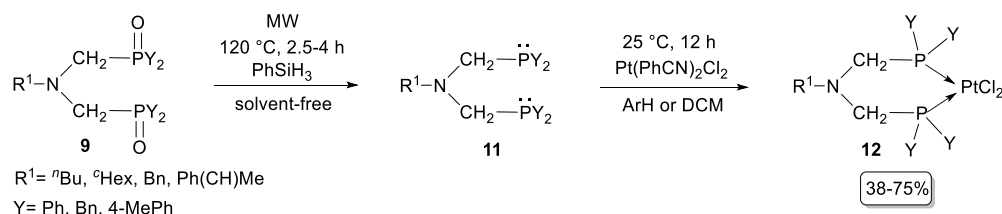
Scheme 2. Synthesis of bis(aminophosphonates) and bis(aminophosphinates).

The double Kabachnik–Fields condensations were also carried out applying secondary phosphine oxides (Scheme 3) [26–30]. To overcome the heterogeneity of the reaction mixture, the reactions were carried out in acetonitrile. The corresponding bis(phosphinoylmethyl)amines (**9** and **10**) were prepared at 100 °C in moderate to high yields.



Scheme 3. Synthesis of bis(aminophosphine oxides) (**9** and **10**).

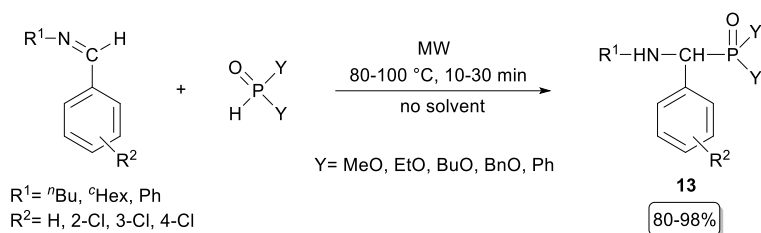
The utilization of the bis(phosphine oxides) (**9**) was also studied. After double deoxygenation of the bis(phosphine oxides) (**9**) with phenyl silane under MW irradiation, the bisphosphines (**11**) obtained were converted to ring platinum complexes (**12**) by reaction with dichlorodibenzonitrile platinum(II) (Scheme 4) [28,31]. The complexes (**12**) proved to be effective catalysts in the hydroformylation of styrene.



Scheme 4. Synthesis of ring platinum complexes (**12**).

2.2. MW-assisted synthesis of α -aryl- α -aminophosphonates and α -aryl- α -aminophosphine oxides by the Pudovik reaction

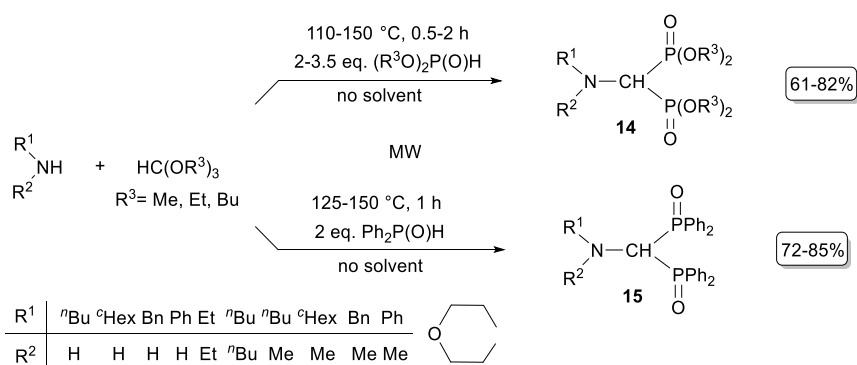
A „green“ accomplishment of the (aza-)Pudovik reaction for the synthesis of α -aryl- α -aminophosphonates (**13**, Y= alkoxy) and α -aryl- α -aminophosphine oxides (**13**, Y= Ph) was also investigated [32]. The addition of dialkyl phosphites and diphenylphosphine oxide to imines was carried out under catalyst- and solvent-free MW-assisted conditions.



Scheme 5. MW-assisted synthesis of α -aryl- α -aminophosphonate derivatives (**13**) by the Pudovik reaction

2.3. MW-assisted synthesis of amino-methylenebisphosphonates and amino-methylenebis(phosphine oxides) by three-component condensations

Finally, amino-methylenebisphosphonates (**14**) and amino-methylenebis(phosphine oxides) (**15**) were prepared by the catalyst- and solvent-free three-component condensation of an amine, an orthoformate and dialkyl phosphites or diphenyl phosphine oxide under MW conditions [33]. The yields fell in the range of 61–85%.



Scheme 6. MW-assisted synthesis of amino-methylenebisphosphonates (**14**) and amino-methylenebis(phosphine oxides) (**15**).

3. Conclusion

In summary, several novel mono- and bis(aminophosphonates), as well as related aminophosphine oxides were synthesized by the single and double MW-assisted Kabachnik-Fields reactions. It was proved that under the conditions investigated, there is no need for any catalyst and, in most cases, for any solvent. The bis(aminophosphines) obtained by the deoxygenation of bis(aminophosphinoyl)amines were utilized as bidentate P-ligands in platinum complexes. Furthermore, α -aryl- α -aminophosphonate derivatives were prepared by the (aza-)Pudovik reaction under MW irradiation. Finally, the synthesis of amino-methylenebisphosphonates and amino-methylenebis(phosphine oxides) was accomplished by the three-component condensation of amines, orthoformates and $>\text{P}(\text{O})\text{H}$ reagents.

Acknowledgments: This project was supported by the National Research, Development and Innovation Fund (PD111895 and K119202).

References

- Kukhar, V. P.; Hudson, H. R. *Aminophosphonic and aminophosphinic acids: Chemistry and biological activity*; Wiley: Chichester, **2000**.
- Mucha, A.; Kafarski, P.; Berlicki, L. Remarkable potential of the α -aminophosphonate/phosphinate structural motif in medicinal chemistry. *J. Med. Chem.* **2011**, *54*, 5955-5980, DOI: 10.1021/jm200587f.

3. Allen, J. G.; Atherton, F. R.; Hall, M. J.; Hassall, C. H.; Holmes, S. W.; Lambert, R. W.; Nisbet, L. J.; Ringrose, P. S. Phosphonopeptides, a new class of synthetic antibacterial agents. *Nature* **1978**, *272*, 56-58, DOI: 10.1038/272056a0.
4. Lavielle, G.; Hautefaye, P.; Schaeffer, C.; Boutin, J. A.; Cudennec, C. A.; Pierre, A. New alpha-amino phosphonic acid derivatives of vinblastine: chemistry and antitumor activity. *Med. Chem.* **1991**, *34*, 1998-2003, DOI: 10.1021/jm00111a012.
5. Grembecka, J.; Mucha, A.; Cierpicki, T.; Kafarski, P. The most potent organophosphorus inhibitors of leucine aminopeptidase. Structure-based design, chemistry, and activity. *J. Med. Chem.* **2003**, *46*, 2641-2655, DOI: 10.1021/jm030795v.
6. Sieńczyk, M.; Oleksyszyn, J. Irreversible inhibition of serine proteases - design and in vivo activity of diaryl alpha-aminophosphonate derivatives. *Curr. Med. Chem.* **2009**, *16*, 1673-1687, DOI: 10.2174/092986709788186246.
7. Forlani, G.; Berlicki, L.; Duo, M.; Dziędziola, G.; Giberti, S.; Bertazzini, M.; Kafarski, P. Synthesis and evaluation of effective inhibitors of plant δ^1 -pyrroline-5-carboxylate reductase. *J. Agric. Food Chem.* **2013**, *61*, 6792-6798, DOI: 10.1021/jf401234s.
8. Forlani, G.; Occhipinti, A.; Berlicki, L.; Dziędziola, G.; Wieczorek, A.; Kafarski, P. Tailoring the structure of aminobisphosphonates to target plant P5C reductase. *J. Agric. Food Chem.* **2008**, *56*, 3193-3199, DOI: 10.1021/jf800029t.
9. Long, N.; Cai, X. J.; Song, B. A.; Yang, S.; Chen, Z.; Bhadury, P. S.; Hu, D. Y.; Jin, L. H.; Xue, W. Synthesis and antiviral activities of cyanoacrylate derivatives containing an α -aminophosphonate moiety. *J. Agric. Food Chem.* **2008**, *56*, 5242-5246, DOI: 10.1021/jf800405m.
10. Kabachnik, M. I.; Medved, T. Y. New synthesis of aminophosphonic acids. *Dokl. Akad. Nauk SSSR* **1952**, *83*, 689-692.
11. Fields, E. K. The synthesis of esters of substituted amino phosphonic acids. *J. Am. Chem. Soc.* **1952**, *74*, 1528-1531, DOI: 10.1021/ja01126a054.
12. Cherkasov, R. A.; Galkin, V. I. The Kabachnik-Fields reaction: synthetic potential and the problem of the mechanism. *Russ. Chem. Rev.* **1998**, *67*, 857-882, DOI: 10.1070/RC1998v067n10ABEH000421.
13. Keglevich, G.; Bálint, E. The Kabachnik-Fields reaction: mechanism and synthetic use. *Molecules* **2012**, *17*, 12821-12835, DOI: 10.3390/molecules171112821.
14. Pudovik, A. N. *Dokl. Akad. Nauk SSSR* **1950**, *73*, 499-502. [*Chem. Abstr.* **1951**, *45*, 2856.]
15. Pudovik, A. N. *Dokl. Akad. Nauk SSSR* **1952**, *83*, 865-868. [*Chem. Abstr.* **1953**, *47*, 4300.]
16. Kafarski, P.; Gorniak, M. G.; Andrasiak, I. Kabachnik-Fields reaction under green conditions – A critical overview. *Curr. Green Chem.* **2015**, *5*, 218-222, DOI: 10.2174/2213346102666150109203606.
17. Ali, T. E.; Abdel-Kariem, S. M. Methods for the synthesis of α -heterocyclic/heteroaryl- α -aminophosphonic acids and their esters. *Arkivoc* **2015**, 246-287, DOI: 10.3998/ark.5550190.p009.112.
18. Ali, T. E.; Abdel-Kariem, S. M. Methods for synthesis of N-heterocyclic/heteroaryl- α -aminophosphonates and α -(azaheterocyclic)phosphonates. *Arkivoc* **2016**, 183-211, DOI: 10.3998/ark.5550190.p009.519.
19. Keglevich, G.; Szekrényi, A. Eco-friendly accomplishment of the extended Kabachnik-Fields reaction; a solvent- and catalyst-free microwave-assisted synthesis of α -aminophosphonates and α -aminophosphine oxides. *Lett. Org. Chem.* **2008**, *5*, 616-622, DOI: 10.2174/157017808786857598.
20. Tajti, Á.; Bálint, E.; Keglevich, G. Synthesis of ethyl octyl α -aminophosphonate derivatives. *Curr. Org. Synth.* **2016**, *13*, 638-645, DOI: 10.2174/1570179413666151218202757.
21. Bálint, E.; Tóth, R. E.; Keglevich, G. Synthesis of alkyl α -aminomethyl-phenylphosphinates and N,N-bis(alkoxyphenylphosphinylmethyl)amines by the microwave-assisted Kabachnik-Fields reaction. *Heteroatom Chem.* **2016**, *27*, 323-335, DOI: 10.1002/hc.21343.
22. Bálint, E.; Tajti, Á.; Kalocsai, D.; Mátravölgyi, B.; Karaghiosoff, K.; Czugler, M.; Keglevich, G. Synthesis and utilization of optically active α -aminophosphonate derivatives by Kabachnik-Fields reaction. *Tetrahedron*, **2017**, *73*, 5659-5667, DOI: 10.1016/j.tet.2017.07.060.
23. Bálint, E.; Takács, J.; Drahos, L.; Juranovič, A.; Kočevár, M.; Keglevich, G. α -Aminophosphonates and α -aminophosphine oxides by microwave-assisted Kabachnik-Fields reactions of 3-amino-6-methyl-2H-pyran-2-ones. *Heteroatom Chem.* **2013**, *24*, 221-225, DOI: 10.1002/hc.21086.
24. Keglevich, G.; Bálint, E.; Kangyal, R.; Bálint, M.; Milen, M. A critical overview of the Kabachnik-Fields reactions utilizing trialkyl phosphites in water as the reaction medium: A study of the

- benzaldehyde-benzylamine triethyl phosphite/diethyl phosphite models. *Heteroatom Chem.* **2014**, *25*, 282-289, DOI: 10.1002/hc.21192.
25. Tajti, Á.; Tóth, N.; Bálint, E.; Keglevich, G. Esterification of benzoic acid in a continuous flow microwave reactor. *J. Flow. Chem.* **2017** – in press.
 26. Keglevich, G.; Szekrényi, A.; Szöllősy, Á.; Drahos, L. Synthesis of bis (phosphonomethyl)-, bis(phosphinomethyl)-, and bis(phosphinoxidomethyl)amines, as well as related ring bis(phosphine) platinum complexes. *Synth. Commun.*, **2011**, *41*, 2265-2272, DOI: 10.1080/00397911.2010.501478.
 27. Bálint, E.; Fazekas, E.; Pintér, G.; Szöllősy, Á.; Holczbauer, T.; Czugler, M.; Drahos, L.; Körtvéyesi, T.; Keglevich, G. Synthesis and utilization of the bis(>P(O)CH₂)amine derivatives obtained by the double Kabachnik–Fields reaction with cyclohexylamine; Quantum chemical and X-ray study of the related bidentate chelate platinum complexes. *Curr. Org. Chem.* **2012**, *16*, 547-554, DOI: 10.2174/10547.
 28. Bálint, E.; Fazekas, E.; Pongrácz, P.; Kollár, L.; Drahos, L.; Holczbauer, T.; Czugler, M.; Keglevich, G. *N*-Benzyl and *N*-aryl bis(phospha-Mannich adducts): Synthesis and catalytic activity of the related bidentate chelate platinum complexes in hydroformylation. *J. Organomet. Chem.* **2012**, *717*, 75-82, DOI: 10.1016/j.jorganchem.2012.07.031.
 29. Bálint, E.; Fazekas, E.; Drahos, L.; Keglevich, G. The Synthesis of *N,N*-bis(phosphonomethyl)- and *N,N*-bis(phosphinoylmethyl)glycine esters by the Microwave-assisted double Kabachnik–Fields reaction. *Heteroatom Chem.* **2013**, *24*, 510-515, DOI: 10.1002/hc.21126
 30. Bálint, E.; Fazekas, E.; Kóti, J.; Keglevich, G. Synthesis of *N,N*-bis(dialkoxy-phosphinoylmethyl)- and *N,N*-bis(diphenylphosphinoylmethyl)- β - and γ -amino acid derivatives by the microwave-assisted double Kabachnik–Fields reaction. *Heteroatom Chem.* **2015**, *26*, 106-115, DOI: 10.1002/hc.21221.
 31. Bálint, E.; Tripolszky, A.; Jablonkai, E.; Karaghiosoff, K.; Czugler, M.; Mucsi, Z.; Kollár, L.; Pongrácz, P.; Keglevich, G. Synthesis and use of α -aminophosphine oxides and *N,N*-bis(phosphinoylmethyl)amines - A study on the related ring platinum complexes. *J. Organomet. Chem.* **2016**, *801*, 111-121, DOI: 10.1016/j.jorganchem.2015.10.029.
 32. Bálint, E.; Tajti, Á.; Ádám, A.; Csontos, I.; Karaghiosoff, K.; Czugler, M.; Ábrányi-Balogh, P.; Keglevich, G. The synthesis of α -aryl- α -aminophosphonates and α -aryl- α -aminophosphine oxides by the microwave-assisted Pudovik reaction. *Beilstein J. Org. Chem.* **2017**, *13*, 76-86, DOI: 10.3762/bjoc.13.10.
 33. Bálint, E.; Tajti, Á.; Dzielak, A.; Hägele, G.; Keglevich, G. Microwave-assisted synthesis of amino-methylene-bisphosphine oxides and amino-methylene-bisphosphonates by a three-component condensation. *Beilstein J. Org. Chem.* **2016**, *12*, 1493-1502, DOI: 10.3762/bjoc.12.146.



© 2017 by the authors. Submitted for possible open access publication under the terms and conditions of the Creative Commons Attribution (CC BY) license (<http://creativecommons.org/licenses/by/4.0/>).