

Valery V. Konshin<sup>1</sup>, Vitaly A. Shcherbinin<sup>1,\*</sup>, Ida A. Lupanova<sup>1</sup> and Dzhamilya N. Konshina<sup>1</sup>

<sup>1</sup> Department of Chemistry and High Technology, Kuban State University, Krasnodar, Stavropolskayast., 149, 350040 Russia

\* Correspondence: furan\_sv@mail.ru

Received: date; Accepted: date; Published: date

**Abstract:** An efficient method is proposed for N-adamantylation of primary carboxamides and sulfonamides, ethyl carbamate, and 4-nitroaniline using the stoichiometric amount of 1-adamantanol in the presence of 5 mol. % aluminum triflate in nitromethane. Similarities and differences between adamantylation of some azoles catalyzed by aluminum triflate in nitromethane and the reaction catalyzed by Brønsted acids were revealed.

**Keywords:** adamantylation; 1-adamantanol; Lewis acid; aluminum triflate

## 1. Introduction

Adamantylated nitrogen-containing compounds attract attention primarily for their antiviral properties [1]. Along with well-known and comprehensively studied adamantyl-containing amines, amantadine and rimantadine, the antiviral activity was found for adamantylated azoles, amides, sulfamides, urethanes, and some other types of compounds. In addition, adamantylated nitrogen-containing compounds are of interest as intermediates for the synthesis of other compounds with practically valuable properties. The known methods for the preparation of these compounds consist in adamantylation of various N-nucleophiles with adamantane, 1-haloadamantanes, or 1-adamantanol in the presence of Lewis or Brønsted acid, i.e. under conditions favoring the formation of 1-adamantyl cation. For example, N-adamantylation of amides was proposed to be carried out using manganese catalysts (Fig. 1), among which dimanganesedecacarbonyl showed the best results to give target compounds in yield up to 94% [2].

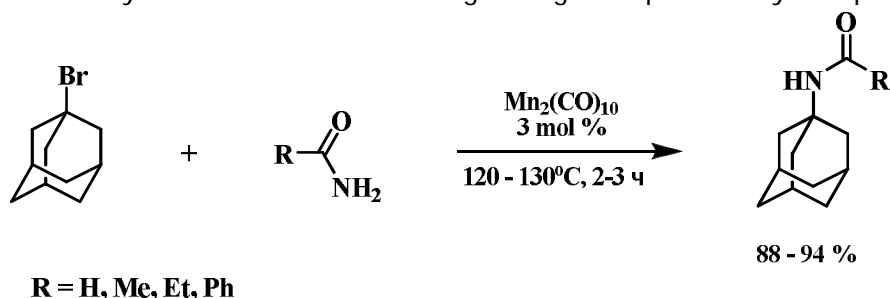


Fig. 1. Adamantylation of amides catalyzed by dimanganesedecacarbonyl

In the trifluoroacetic acid medium (Fig. 2), adamantylation of carboxylic acid amides can be carried out with different efficiency upon long-term reflux [3, 4].

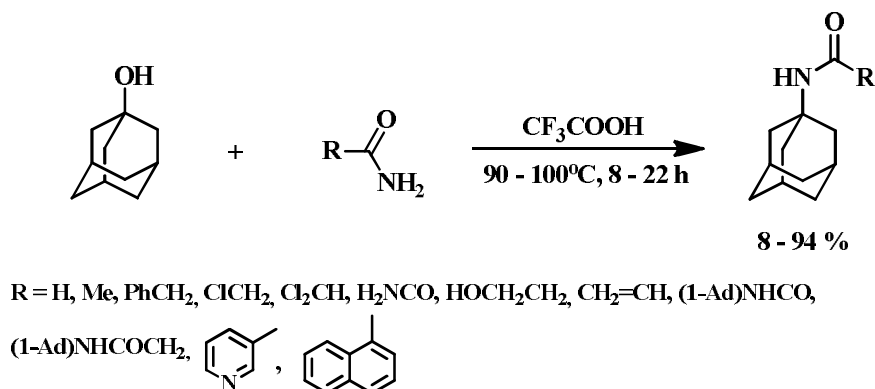


Fig. 2. Adamantylation of amides in trifluoroacetic acid

An interesting approach to adamantylation of several nitrogen-containing nucleophiles was proposed by Chinese chemists in [5] which promoted the reaction using a carbon tetrabromide – aluminum tribromide super electrophilic system. Some azoles, anilines, and amino heterocycles undergo this reaction. There are numerous examples where nitriles were transformed to adamantylated amines by the Ritter reaction using different reaction conditions and different catalysts or reagents, among which manganese compounds [6], trifluoroacetic acid [7], lead tetraacetate [8], bismuth triflate [9], calcium triflate in the presence of tetrabutylammoniumhexafluorophosphate [10] or nitrosoniumhexafluorophosphate [11] were found to be the most efficient (Fig. 3).

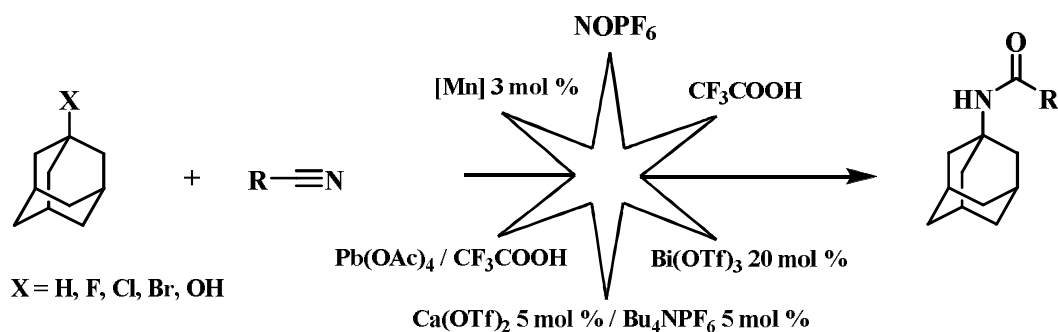


Fig.3. Synthesis of adamantylated amides by the Ritter reaction.

Despite a variety of current approaches to adamantylation, the most of them have some significant drawbacks: the use of reagents in nonstoichiometric amounts (two- or three-fold excess of one reagent is often used), corrosiveness or high toxicity of some catalysts or reagents used, which makes such methods unsuitable for “green” chemistry.

The aim of the present work was to establish whether low-basic nitrogen-containing nucleophiles, such as carboxamides, sulfonamides, and azoles, could be adamantylated with 1-adamantanol under the Lewis acid catalysis.

## 2. Materials and Methods.

<sup>1</sup>H and <sup>13</sup>C NMR spectra were recorded on an ECA 400 (JEOL) instrument in CDCl<sub>3</sub> or (CD<sub>3</sub>)<sub>2</sub>SO (Cambridge Isotop Laboratories Inc.) using residual solvent signals as the internal standard. IR spectra were recorded on an IR Prestige instrument (Shimadzu) in KBr pellets. The course of the reactions was monitored by gas chromatography–mass spectrometry (GC/MS) using a GC-2010 instrument (Shimadzu) with QP-2010 Plus mass selective detector (Shimadzu): the column was Supelko SLB-5ms, 30 m; programmed heating from 60 to 265°C at a rate of 30°C/min. Melting points were measured in open-end capillaries on a Stuart SMP30 instrument. The reagents used were commercially available from Aldrich, Acros, or ABCR.

*General procedure for adamantylation of amides.* A reaction vial was loaded with nitromethane (5 mL) and 1-adamantanol (0.250 g, 1.64 mmol) which was dissolved with stirring and heating. To the resulting solution, amide (1.64 mmol) and aluminum triflate (0.039 g, 0.082 mmol) were added. The reaction mixture was refluxed with stirring for 6–8 h with the course of the reaction being monitored by GC/MS. After the reaction was completed, the mixture was transferred to a separatory funnel containing 2 M HCl (20 mL) and chloroform (5 mL). The organic phase was separated and the aqueous phase was extracted three times with chloroform. The combined extracts were dried with sodium sulfate and the solvent was removed on a rotary evaporator. The residue was purified by flash chromatography on silica gel.

N-(1-adamantyl)formamide 3a. Yield 68 %.M.p. 139 – 141 °C.IR (KBr),  $\nu_{\text{CM}^{-1}}$ : 3186, 3089 (N-H), 2914, 2899, 2850 (Csp<sup>3</sup>-H), 1693 (C=O), 1604, 1514 (C=C), 1541 (NH). Mass (EI, 70 eV), m/z (I<sub>rel</sub> (%)): 179 (33, M<sup>+</sup>), 122 (100), 92 (21), 79 (12), 67 (8).

N-(1-adamantyl)acetamide 3b. Yield 72 %.M.p. 146,7-147,5°C (EtOH – H<sub>2</sub>O 5 : 3). IR (KBr),  $\nu_{\text{CM}^{-1}}$ : 3315, 3061 (N-H), 2974, 2941, 2899, 2848 (Csp<sup>3</sup>-H), 1674, 1649 (C=O), 1627 (C-N), 1541 (NH). <sup>1</sup>HNMR (399,78 MHz, CDCl<sub>3</sub>,  $\delta$ , ppm): 1,61 – 1,68 (m, 6H, CH<sub>2</sub>), 1,91 (s, 3H, CH<sub>3</sub>), 1,98 – 2,01 (m, 6H, CH<sub>2</sub>), 2,04 – 2,09 (m, 3H, CH), 5,26 (br.s, 1H, NH).<sup>13</sup>CNMR (CDCl<sub>3</sub>),  $\delta$ , ppm: 24,7 (CH<sub>3</sub>), 29,4 (CH), 36,4 (CH<sub>2</sub>), 41,6 (CH<sub>2</sub>), 51,8 (C), 169,3 (C=O). Mass (EI, 70 eV), m/z (I<sub>rel</sub> (%)): 193 (45, M<sup>+</sup>), 136 (100), 94 (43).

N-(1-adamantyl)acrylamide 3c. Yield 73 %.M.p. 143-146°C.IR (KBr),  $\nu_{\text{CM}^{-1}}$ : 3251, 3068 (N-H), 3028 (Csp<sup>2</sup>-H), 2962, 2904, 2893, 2854(Csp<sup>3</sup>-H), 1655 (C=O + C=C), 1616 (C-N), 1558 (NH). <sup>1</sup>HNMR (399,78 MHz, CDCl<sub>3</sub>,  $\delta$ , ppm):1,64 -1,69 (m, 6H, CH<sub>2</sub>), 2,00– 2,09 (m, 9H, CH<sub>2</sub> + CH), 5,30 (br.s, 1H, NH), 5,52 (d, 1,6 Hz, 0,5 H), 5,54 (d, 1,6 Hz, 0,5 H), 5,97 – 6,04 (m, 1H), 6,17 (1,6 Hz, 0,5H), 6,21 (1,6 Hz, 0,5H). <sup>13</sup>CNMR (CDCl<sub>3</sub>),  $\delta$ , ppm: 29,4 (CH), 36,3 (CH<sub>2</sub>), 41,5 (CH<sub>2</sub>), 52,0 (C), 125,5 (CH<sub>2</sub>), 132,1 (CH), 164,5 (C=O). Mass (EI, 70 eV), m/z (I<sub>rel</sub> (%)): 205 (26, M<sup>+</sup>), 148 (100), 94 (32).

N-(1-adamantyl)benzamide 3d. Yield 88 %.M.p. 148 – 150°C.IR(KBr),  $\nu_{\text{CM}^{-1}}$ : 3327 (N-H), 3078, 3057, 3026 (Csp<sup>2</sup>-H), 2916, 2904, 2848, (Csp<sup>3</sup>-H), 1635 (C=O), 1598, 1577 (C=C), 1531 (NH), 1253 (C-N). <sup>1</sup>HNMR (399,78 MHz, CDCl<sub>3</sub>,  $\delta$ , ppm): 1,55 – 1,64 (br.m, 6H, CH<sub>2</sub>), 1,96 – 2,05 (br.m, 3H, CH + 6H, CH<sub>2</sub>), 5,83 (br.s, 1H, NH) 7,23 – 7,35 (m, 3H), 7,55 – 7,61 (m, 2H). <sup>13</sup>CNMR (CDCl<sub>3</sub>),  $\delta$ , ppm: 29,4 (CH), 36,3 (CH<sub>2</sub>), 41,6 (CH<sub>2</sub>), 52,2 (C), 126,6 (CH), 128,3 (CH), 130,9 (CH), 135,9 (C), 166,5 (C=O). Mass (EI, 70 eV), m/z (I<sub>rel</sub> (%)): 225 (39, M<sup>+</sup>), 198 (100), 105 (94), 77 (50).

N-(1-adamantyl)-4-nitrobenzamide 3e.Yield 48 %.M.p. 190 - 192°C (EtOH – H<sub>2</sub>O 4 : 5). IR (KBr),  $\nu_{\text{CM}^{-1}}$ : 3340 (N-H), 3104, 3075, 3049 (Csp<sup>2</sup>-H), 2950, 2911, 2850, (Csp<sup>3</sup>-H), 1635(C=O), 1598, 1577 (C=C), 1531 (NH), 1253 (C-N). <sup>1</sup>HNMR (399,78MHz, CDCl<sub>3</sub>,  $\delta$ , ppm):1,74 (br.m, 6H, CH<sub>2</sub>), 2,14 (br.m, 3H, CH + 6H, CH<sub>2</sub>), 5,88 (br.s, 1H, NH) 7,85 – 7,89 (m, 2H), 7,24 – 7,27 (m, 2H). <sup>13</sup>CNMR (CDCl<sub>3</sub>),  $\delta$ , ppm: 29,5 (CH), 36,3 (CH<sub>2</sub>), 41,5 (CH<sub>2</sub>), 53,0 (C), 123,7 (CH), 127,9 (CH), 141,7 (C), 149,3 (C), 164,6 (C=O). Mass (EI, 70 eV), m/z (I<sub>rel</sub> (%)): 300 (31, M<sup>+</sup>), 243 (100), 207 (8), 150 (38),120 (14), 92 (24).

N-(1-adamantyl)-4-methylbenzenesulfonamide 3f.Yield 70 %.M.p. 166 – 167°C.IR (KBr),  $\nu_{\text{CM}^{-1}}$ : 3292 (N-H), 3068, 3057, 3030 (Csp<sup>2</sup>-H), 2910, 2887, 2848, (Csp<sup>3</sup>-H), 1597, 1492 (C=C), 1531 (NH), 1363,1153 (S=O), 1255 (C-N). <sup>1</sup>HNMR (399,78 MHz, ((CD<sub>3</sub>)<sub>2</sub>SO),  $\delta$ , ppm): 1,40 – 1,53 (br.m, 6H, CH<sub>2</sub>), 1,65 – 1,67 (br.m, 6H, CH<sub>2</sub>), 1,86 – 1,91 (br.m, 3H, CH), 2,35 (s, 3H, CH<sub>3</sub>), 7,32 – 7,34 (m, 2H), 7,42 (br.s, 1H, NH), 7,69 – 7,71 (m, 2H). <sup>13</sup>CNMR ((CD<sub>3</sub>)<sub>2</sub>SO),  $\delta$ , ppm: 20,9 (CH<sub>3</sub>), 28,8 (CH<sub>2</sub>), 35,5 (CH), 42,4 (CH<sub>2</sub>), 53,6 (C), 126,1 (CH), 129,3 (CH), 141,8 (C), 142,2 (C). Mass (EI, 70 eV), m/z (I<sub>rel</sub> (%)): 305 (36, M<sup>+</sup>), 248 (48), 155 (31), 94 (33), 93 (100), 91 (80), 41 (31).

Ethyl 1-adamantylcarbamate 3g.Yield 74 %.M.p. 90,2 – 90,8°C. IR (KBr),  $\nu_{\text{CM}^{-1}}$ : 3336, 3305 (N-H), 2981, 2904, 2848, (Csp<sup>3</sup>-H), 1635 (C=O), 1598, 1577 (C=C), 1531 (NH), 1253 (C-N). <sup>1</sup>HNMR (399,78 MHz, CDCl<sub>3</sub>,  $\delta$ , ppm): 1,20 (t, 7 Hz, 3H, CH<sub>3</sub>), 1,63 – 1,65 (m, 6H, CH<sub>2</sub>), 1,89 – 1,92 (m, 6H, CH<sub>2</sub>), 2,03 – 2,05 (m, 3H, CH), 4,05 (q, 13,6 Hz, 2H, CH<sub>2</sub>), 4,49 (br.s, 1H, NH). <sup>13</sup>CNMR (CDCl<sub>3</sub>),  $\delta$ , ppm: 14,6 (CH<sub>3</sub>), 29,4 (CH), 36,3 (CH<sub>2</sub>), 41,8 (CH<sub>2</sub>), 50,5 (CH<sub>2</sub>), 59,9 (C), 154,5 (C=O). Mass (EI, 70 eV), m/z (I<sub>rel</sub> (%)): 223 (80, M<sup>+</sup>), 166 (100), 138 (75), 135 (22),120 (47), 94 (16).

*Adamantylation of 4-nitroaniline.* 1-adamantanol (0.122 g, 0.0008 mol) was dissolved with stirring and heating in nitromethane (5 mL). 4-nitroaniline (0.11 g, 0.0008 mol) dissolved in nitromethane (2

mL) and aluminum triflate (0.039 g, 0.00008 mol) were added to the reaction solution. The mixture was stirred with heating (110°C) for 6 h and, on completion of the reaction, transferred to a separatory funnel containing 2 M HCl (20 mL) and chloroform (5 mL). The organic layer was separated and the solvent was removed on a rotary evaporator. The residue was purified by flash chromatography using hexane–ethyl acetate (10 : 2, v/v) as the eluent followed by crystallization from aqueous ethanol (5 : 3, v/v). Yield 70 %, m.p. 180°C. IR (KBr),  $\nu_{\text{CM}^{-1}}$ : 3369 (N-H), 2960, 2900, 2848 (Csp<sup>3</sup>-H), 1595, 1502 (Csp<sup>2</sup>-Csp<sup>2</sup>), 1533, 1320 (NO<sub>2</sub>). <sup>1</sup>H NMR (399,78 MHz, CDCl<sub>3</sub>,  $\delta$ , ppm): 1,68 – 1,76 (m, 6H, CH<sub>2</sub>), 2,00 (br. s, 3H, CH), 2,13 – 2,21 (m., 6H, CH<sub>2</sub>), 2,04 – 2,09 (m., 3H, CH), 3,5 – 5,0 (br.s, 1H, NH), 6,68 (br.s, 2H, CH), 8,02 (d, 9,6 Hz, 2H, CH). <sup>13</sup>C NMR (CDCl<sub>3</sub>),  $\delta$ , ppm: 29,5 (CH), 36,2 (CH<sub>2</sub>), 40,9 (C), 42,1 (CH<sub>2</sub>), 113,9 (CH), 126,0 (CH), 131,8 (C), 151,7 (C). Mass (EI, 70 eV), m/z (I<sub>rel</sub> (%)): 273 (45, (M+H)<sup>+</sup>), 176 (23), 135 (40).

**Adamantylation of 1,2,3-benzotriazole.** A 25-mL round-bottom flask was loaded with aluminum triflate (0.039 g, 0.00008 mol) and nitromethane (7 mL). 1-adamantanol (0.250 g, 0.00164 mol) was dissolved in this mixture with stirring and heating and 1,2,3-benzotriazole (0.195 g, 0.00164 mol) was then added. The reaction mixture was stirred for 6 h at the solvent boiling point. On completion of the reaction, the mixture was transferred to a separatory funnel containing 2 M HCl (20 mL) and chloroform (5 mL). The organic layer was separated and evaporated on a rotary evaporator. The isomers were separated by flash chromatography (gradient elution starting from hexane to hexane–ethyl acetate, 10 : 5).

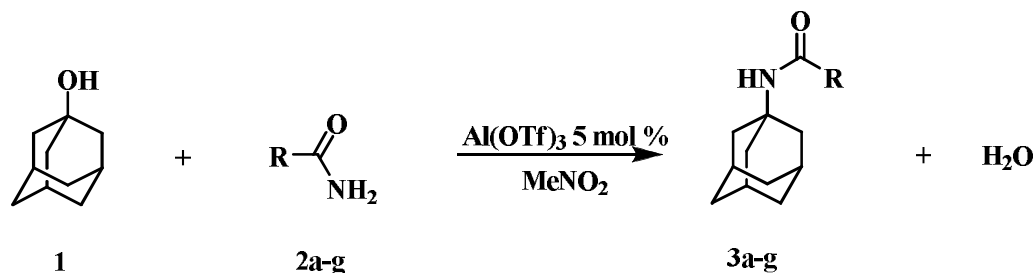
1-(1-Adamantyl)-1H-1,2,3-benzotriazole 3i. Yield 46 %. M.p. 150°C. <sup>1</sup>H NMR (399,78 MHz, CDCl<sub>3</sub>,  $\delta$ , ppm): 1,86 – 1,90 (m, 6H, CH<sub>2</sub>), 2,33 (br.s, 3H, CH), 2,47 – 2,55 (m., 6H, CH<sub>2</sub>), 7,29 – 7,36 (m, 1H), 7,37 – 7,44 (m, 1H), 7,81 (d, 8 Hz, 1H), 8,07 (d, 8 Hz, 1H). <sup>13</sup>C NMR (CDCl<sub>3</sub>),  $\delta$ , ppm: 29,6 (CH), 36,2 (CH<sub>2</sub>), 41,1 (CH<sub>2</sub>), 61,6 (C), 112,4 (CH), 120,3 (CH), 123,3 (CH), 126,2 (CH), 131,6 (C), 146,9 (C). Mass (EI, 70 eV), m/z (I<sub>rel</sub>(%)): 253 (100, (M<sup>+</sup>), 224 (46), 168 (25), 135 (58).

2-(1-Adamantyl)-2H-1,2,3-benzotriazole 3j. Yield 39 %. M.p. 94°C. <sup>1</sup>H NMR (399,78 MHz, CDCl<sub>3</sub>,  $\delta$ , ppm): 1,75 – 1,89 (m, 6H, CH<sub>2</sub>), 2,31 (br.s, 3H, CH), 2,39 – 2,52 (m., 6H, CH<sub>2</sub>), 7,29 – 7,44 (m, 2H), 7,80 – 7,97 (m, 2H). <sup>13</sup>C NMR (CDCl<sub>3</sub>),  $\delta$ , ppm: 29,7 (CH), 36,1 (CH<sub>2</sub>), 42,8 (CH<sub>2</sub>), 64,8 (C), 118,1 (CH), 125,8 (CH), 143,6 (C). Mass (EI, 70 eV), m/z (I<sub>rel</sub> (%)): 253 (100, (M<sup>+</sup>), 224 (39), 168 (16), 135 (75).

### 3. Results and Discussion.

Earlier, our research team has shown Lewis acids from a series of metal triflates to be efficient catalysts for adamantylation of C-nucleophiles, such as 1,3-dicarbonyl compounds [12, 13]. In this work, we decided to use a catalyst from the same series, namely aluminum triflate which has been used earlier to alkylate different N-nucleophiles with propargyl alcohols [14].

The reaction was performed in nitromethane in the presence of 5 mol. % aluminum triflate using the equimolar amount of 1-adamantanol (Fig. 4). The GC/MS control of model acetamide adamantylation showed that the reaction does not proceed at room temperature and requires heating. The highest conversion of reagents was achieved upon heating to the solvent boiling point for 6 h.



R = H (a), Me (b), CH<sub>2</sub>=CH (c), Ph (d), 4-NO<sub>2</sub>-C<sub>6</sub>H<sub>4</sub> (e), 4-Me-C<sub>6</sub>H<sub>4</sub>-SO<sub>2</sub> (f), OEt (g)

Fig. 4. Adamantylation of primary amides and ethyl carbamate

The reaction completion time was determined in each case by GC/MS. Primary aliphatic amides 2a,b, unsaturated amide 2c, and aromatic carboxamides 2d,e underwent this reaction. The preparative yields of target adamantylated compounds 3a-g were 48–88%. 4-nitroaniline reacted similarly to form the adamantylation product, N-(4-nitrophenyl)adamantane-1-amine (3h), which was isolated in yield of 70 % (Fig. 5).

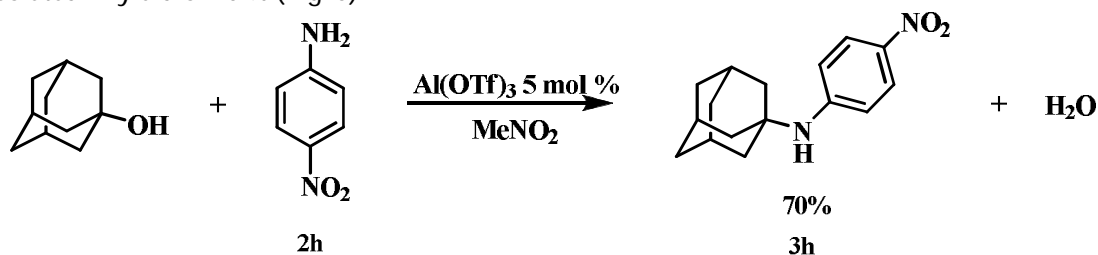


Fig. 5. Adamantylation of 4-nitroaniline.

Earlier, several researchers have studied adamantylation of azoles in the presence of Brønsted acids or upon oxidative generation of adamantyl cation from haloadamantanes [15], as well as using adamantane in superelectrophilic media, such as polyhalomethane–aluminum halide [5].

We showed that 1,2,3-benzotriazole in the reaction with 1-adamantanol in nitromethane in the presence of 10 mol.% aluminum triflate easily produces an equimolar mixture of N-adamantylated isomers (Fig. 6), which could be separated by flash chromatography with gradient elution on going from pure hexane to a hexane–ethyl acetate (10 : 5). Isomers 3i and 3j have quite distinct retention times upon GC separation, which is convenient for the reaction and purification controls.

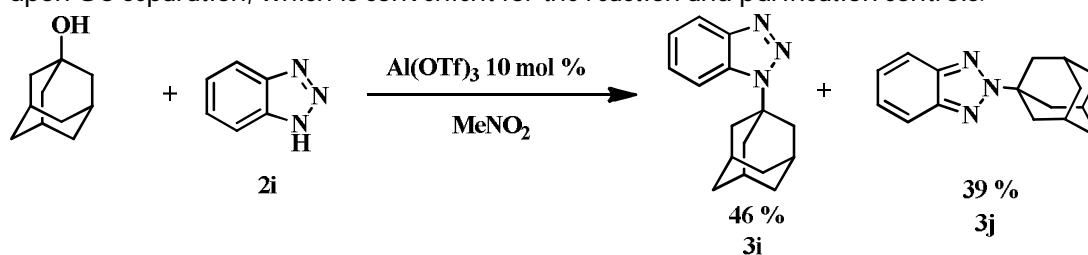


Fig. 6. Adamantylation of 1,2,3-benzotriazole.

The total preparative-scale yield of N-adamantylation products of 1,2,3-benzotriazole was 85%, while according to the literature data the yield of isomeric mixture upon adamantylation with 1-iodoadamantane in the presence of iodic anhydride was only 67% (the ratio of isomers was 26 : 74) [15].

Unfortunately, such representatives of amino azoles as 2-aminotriazole, 3-amino-1,2,4-triazole, and 2-aminobenzothiazole underwent no reaction under these conditions: according to the GC/MS data no consumption of the reagents was observed.

#### 4. Conclusions.

In this study 1-adamantanol in the presence of 5 mol. % aluminum triflate in nitromethane was shown to react with such N-nucleophiles as primary carboxamides or sulfonamides, ethylcarbamate, low-basic aromatic amines, and 1,2,3-benzotriazole to afford target N-adamantylated products in good yields. The proposed adamantylation method have some advantages over the earlier described one and can be used in the preparation of practically valuable intermediates for the synthesis of bioactive adamantyl-containing compounds.

**Acknowledgments:** This work was financially supported by the Russian Foundation for Basic Research (Project No. 16-43-230002 r\_a) and the Administration of the Krasnodar Territory.

## References

1. Klimochkin, Y. N.; Shiryayev, V. A.; Leonova, M. V. Antiviral properties of cage compounds. new prospects. Russian Chemical Bulletin. 2015, 64, 1473-1496. doi:10.1007/s11172-015-1035-y
2. Khusnutdinov, R. I.; Shchadneva, N. A.; Khisamova, L. F. Synthesis of N-(adamantan-1-yl)amides by reaction of carboxylic acid amides with 1-bromo(chloro)adamantane catalyzed by manganese compounds. Russian Journal of Organic Chemistry, 2015, 51(4), 476-479. doi:10.1134/S107042801504003X
3. Shokova, E.; Mousoulou, T.; Luzikov, Y.; Kovalev, V. Adamantylation and Adamantylalkylation of amides, nitriles and ureas in trifluoroacetic acid. Synthesis. –1997.–V. 9.–P. 1034-1040.
4. Shokova, E. A.; Musulu, T.; Luzikov, Y. N.; Kovalev, V. V. Adamantylation and adamantylalkylation of amides, nitriles, and ureas in trifluoroacetic acid. Russian Journal of Organic Chemistry. 1999, 35(6), 844-856.
5. Wei, Z.; Li, J.; Wang, N.; Zhang, Q.; Shi, D.; Sun, K.. Solvent-free and direct C(sp<sup>3</sup>)-H amination of adamantanes by grinding. Tetrahedron. – 2014.–V. 70.–P. 1395-1400.
6. Pat. RU 2455280 C1, Sposob polucheniya N-(1-adamantyl)acetamida / U.M.Dzhemilev (RU), R.I.Khusnutdinov (RU), N.A. Shchadneva (RU), J.J.Majakova (RU), T.M.Oshnjakova (RU); Uchrezhdenie Rossijskoj akademii nauk Institut neftekhimii i kataliza RAN (RU). – № 2011101002/04; Appl. 12.01.2011; Publ. 10.07.2012; Bull. № 19.
7. A.s. 914549 SSSR. MPK3 C07C 102/08 Sposob polucheniya vtorichnih amidov/ V.U. Kovtun (RU), V.M. Plahotnik (RU), V.G. Yashunskiy (RU), I.H. Penke (RU), V.V. Kovalev (RU), E.A. Shokova (RU). – № 2648239/23-04; Appl. 18.07.78; publ. 23.03.82; Bull. №11.
8. Jones, S.R.; Mellor, J.M. Introduction of bridged functionality via lead (IV) oxidation of hydrocarbons. Synthesis.– 1976.–P. 32-33.
9. Callens, E.; Burton, A.J.; Barrett, A.G.M.. Synthesis of amides using the Ritter reaction with bismuth triflate catalysis. Tetrahedron Lett. –2006.– V. 47.– P. 8699-8701.
10. Yaragorla, S.; Singh, G.; Saini, P.L.; Reddy, M.K. Microwave assisted, Ca(II)-catalyzed Ritter reaction for the green synthesis of amides. Tetrahedron Lett.– 2014.– V.55.– P. 4657-4660.
11. Olah, G.A.; Gupta, B.G.B.; Narang, S.C. Synthetic methods and reactions; 66. Nitrosonium ion induced preparation of amides from alkyl (Arylalkyl) halides with nitriles, a mild and selective Ritter-type reaction. Synthesis.–1979.– №4.–P. 274-276.
12. Turmasova, A. A.; Spesivaya, E. S.; Konshina, D. N.; Konshin, V. V. Adamantylation of  $\beta$ -dicarbonyl compounds. Russian Chemical Bulletin, 2012, 61(9), 1733-1735. doi:10.1007/s11172-012-0239-7
13. Turmasova, A. A., Konshin, V. V., Konshina, D. N. Synthesis of (1,3-adamantylene)bis-1,3-dicarbonyl compounds. Russian Journal of General Chemistry. 2014, 84(7), 1273-1276. doi:10.1134/S1070363214070044
14. Gohain M.; Marais, C.; Bezuidenhout, B.C.B. Al(OTf)<sub>3</sub>: an efficient recyclable catalyst for direct nucleophilic substitution of the hydroxyl group of propargylic alcohols with carbon- and heteroatom-centered nucleophiles to construct C-C, C-O, C-N and C-S bonds. Tetrahedron Lett.– 2012.–V. 53.– P. 1048-1050.
15. Tsy-pin, V. G.; Pevzner, M. S.; Golod, E. L. Oxidative alkylation of azoles: VII. adamantylation of azoles via oxidative generation of 1-adamantyl cations. Russian Journal of Organic Chemistry, 2001, 37(12), 1762-1766. doi:10.1023/A:1013938527863



© 2018 by the authors. Submitted for possible open access publication under the terms and conditions of the Creative Commons Attribution (CC BY) license

(<http://creativecommons.org/licenses/by/4.0/>).