

Pascal Nicolay, Gudrun Bruckner, Hugo Chambon

CTR Carinthian Tech Research AG, Europastr.12, 9524 Villach/St. Magdalen, Austria,

*Corresponding author: pascal.nicolay@ctr.at

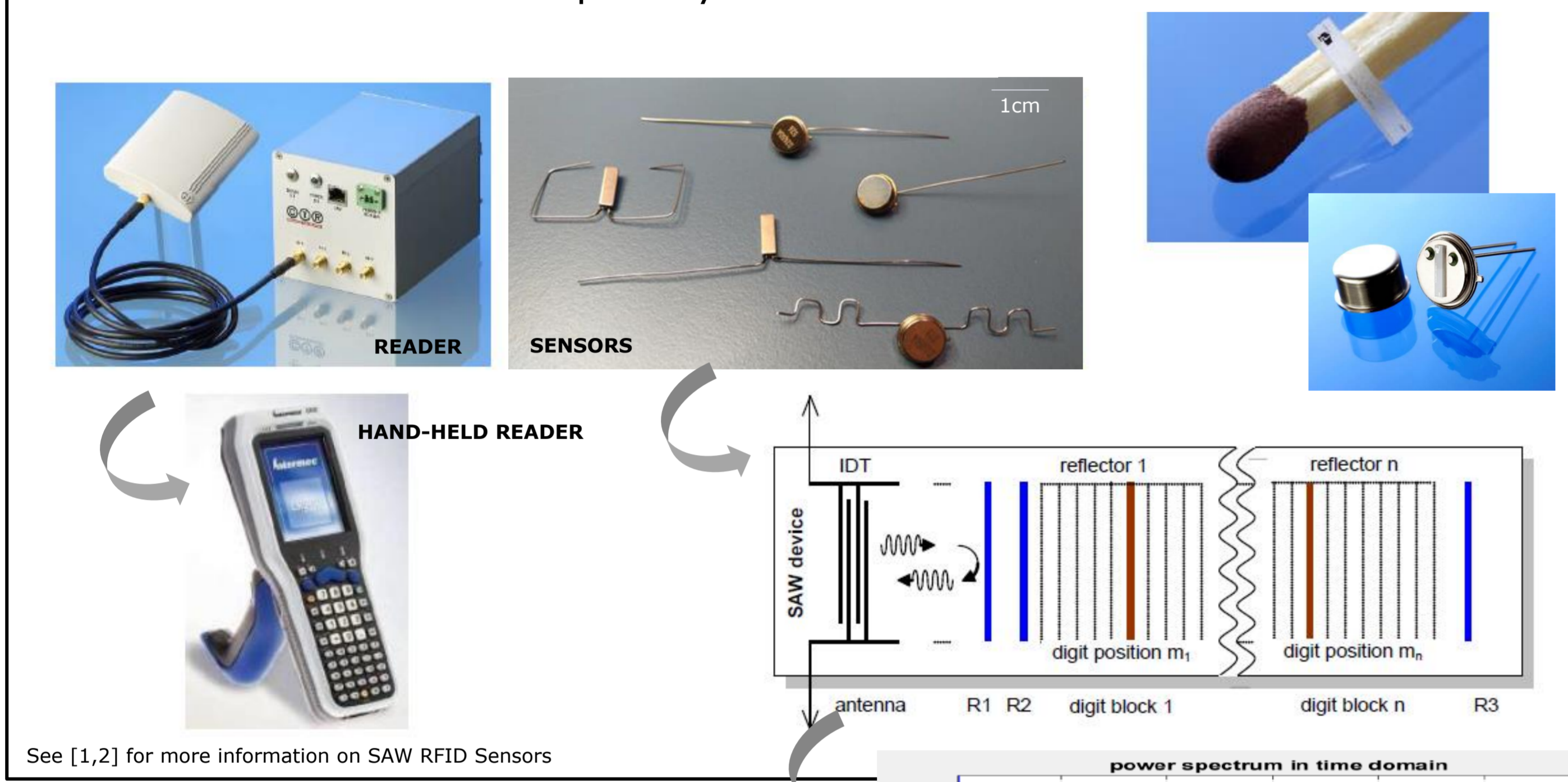
Abstract

Surface Acoustic Wave (SAW) passive and wireless sensors are a promising solution for condition and structural health monitoring (SHM) applications. They are robust devices, which can withstand extreme operating conditions (very high temperatures, high pressure etc...). They do not require any embedded electronics and can be implanted in various kinds of (dielectric) structures. Moreover, SAW Sensors of the Reflective Delay Line (R-DL) type have built-in RFID capabilities, which can prove extremely useful for various industrial applications. Some selected applications are described in this poster. They are based on existing CTR 2.45GHz R-DL devices.

As SAW sensors often fail in operation, due especially to housing failure at high temperature, promising 'package-less' solutions are also presented. Here, guided modes that propagate in protective multilayer structures are used, instead of surface waves. Several multilayer configurations have been suggested, simulated and/or tested in the past years. However, thermo-mechanical effects are expected to impact the behavior of the devices. Besides, a solution to embed the antenna in the layer stack is yet to be developed. The realization of innovative 'package-less' (implantable) SAW devices for SHM applications will require these two issues to be solved, first.

"Standard" SAW R-DL Sensors

- RF Power emitted from Reader Unit
- IDT on piezoelectric substrate converts EM waves to SAW
- Waves propagate along surface (Quartz, Langasite, LiNbO₃)
- Each reflector reflects a part of the energy
- Reader measures roundtrip delay time for each reflector

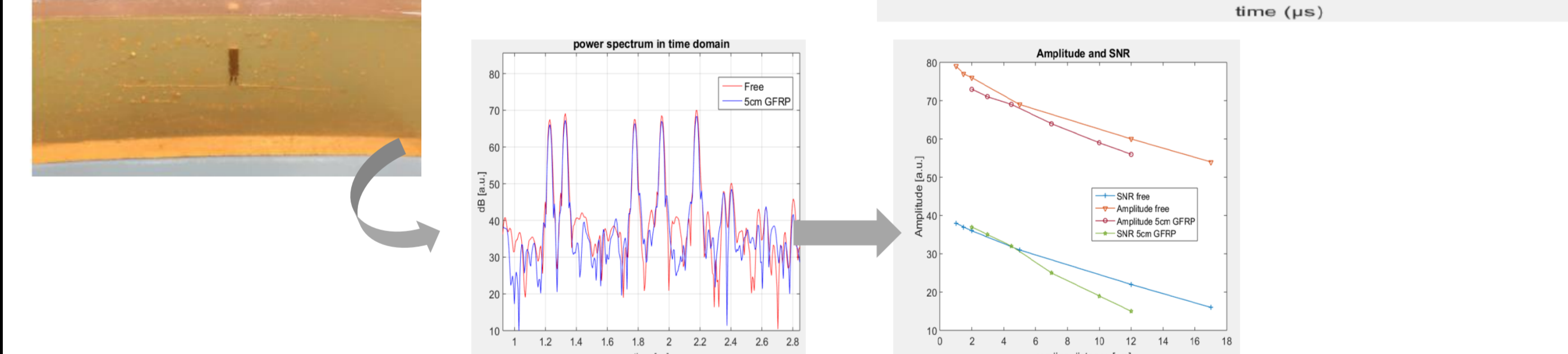


See [1,2] for more information on SAW RFID Sensors

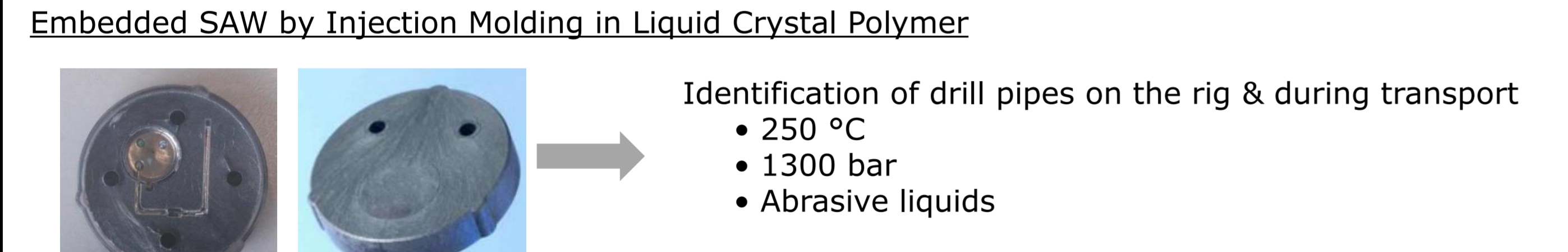
SELECTED APPLICATIONS

⇒ SHM

Embedded SAW RFID in GFRP



Embedded SAW by Injection Molding in Liquid Crystal Polymer

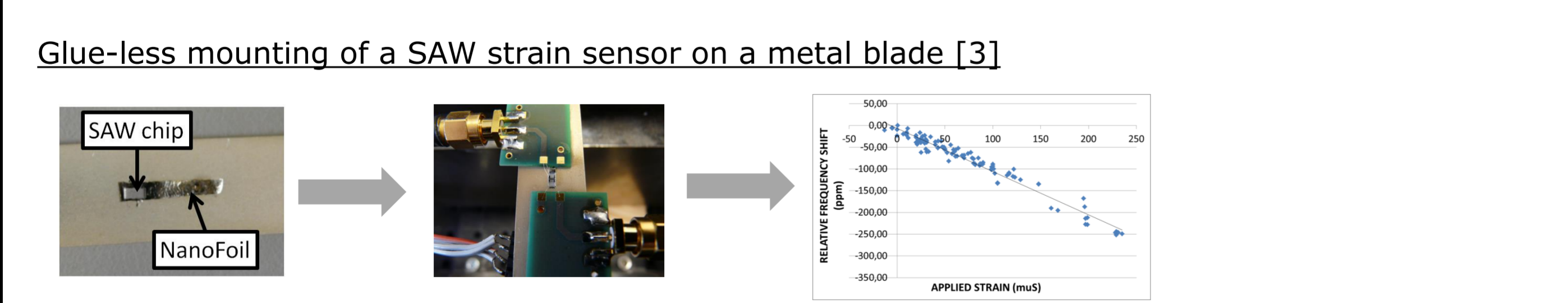


Identification of drill pipes on the rig & during transport

- 250 °C
- 1300 bar
- Abrasive liquids

⇒ chemically resistant and temperature stable

Glue-less mounting of a SAW strain sensor on a metal blade [3]



Other applications

- SAW Sensor interrogation through thick (>2cm) fiberglass panels ⇒ OK!
- SAW Sensor interrogation through carbon-fiber reinforced material ⇒ NOT OK! (conductive...)

References

[1] Reindl, L.; Scholl, G.; Ostertag, T.; Scherr, H.; Wolff, U.; Schmidt, F. Theory and Application of Passive SAW Radio Transponders as Sensors, IEEE Trans. Ultrason. Ferroelectr. Freq. Control 45 (5), 1281-1292, 1998

[2] Bruckner, G.; Bardong, J.; Binder, A.; Nicolay, P. SAW Delay Lines as Wireless Sensors for Industrial Applications, Proceedings of the VIII ECCOMAS Thematic Conference on Smart Structures and Materials, SMART 2017, Madrid, 1433-1443, 2017

[3] Nicolay, P.; Bardong, J.; Chambon, H.; Dufilié, P. Glue-less and robust assembly method for SAW strain sensors, Proc. IEEE Ultrasonics Symp., Kobé, 2018 (In Press)

ACKNOWLEDGEMENTS:

This project was partly supported by the COMET K1 center ASSIC Austrian Smart Systems Integration Research Center. The COMET 'Competence Centers for Excellent Technologies' program is supported by BMVIT, BMWFW and the federal provinces of Carinthia and Styria.

A new concept

- Multi-layered structure ⇒ Guided Bulk Acoustic Waves (G-BAW) ⇒ **surface-state insensitive**
- Two main guiding mechanisms ([4],[5]):
 - One Low acoustic-impedance layer sandwiched between two high-impedance layers (e.g. AlN/ZnO/LN)
 - AlN/{Pt-IDT}/LNy+128. Here, the heavy Pt grating and the special symmetry properties of the LN_{y+128} orientation make it possible for one „loss-less" Rayleigh-like mode to propagate at the AlN/LN interface.

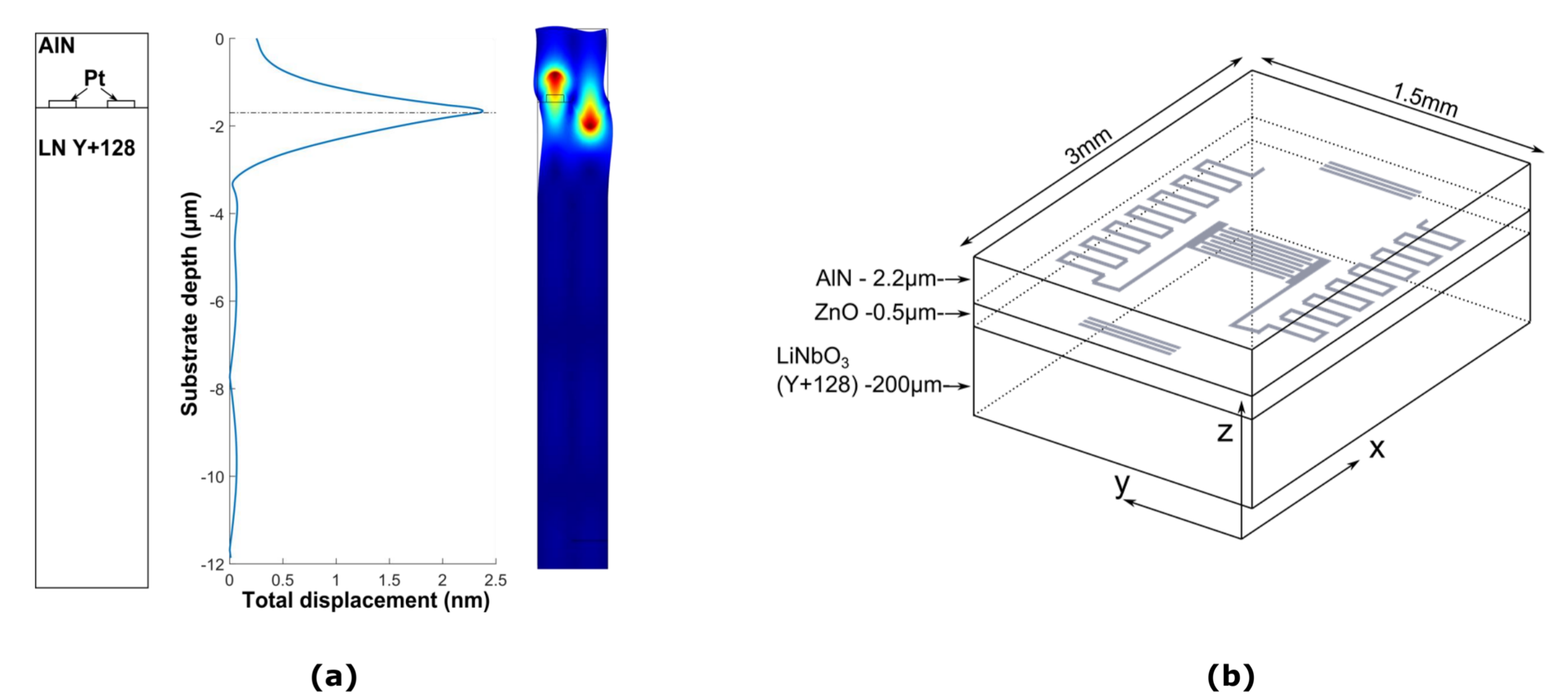


Figure 1: (a) Guided Bulk Wave in AlN/Pt/LN, computed at 100°C. (b) Schematic description of an innovative AlN/ZnO/IDT/LN package-less SAW sensor, with embedded antenna.

- Expected issues, due to „Bimorph effect" (⇒ growing stress & strain fields)
 - Delamination issues at high temperature...
 - Possible destruction of the guiding properties at lower temperature

AN EMBEDDED ANTENNA [6]?

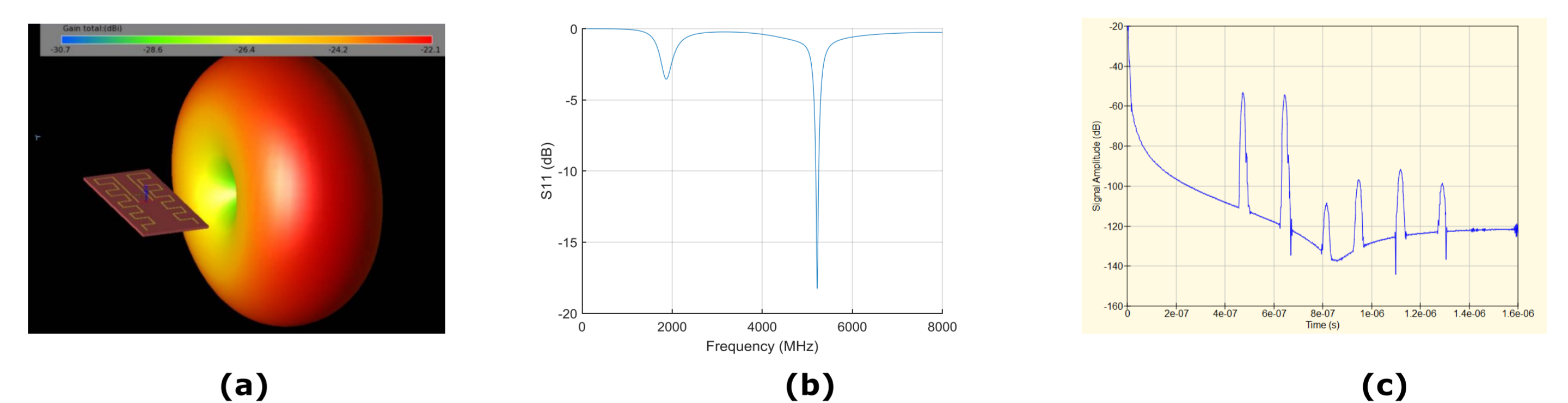


Figure 2: (a) Embedded antenna: simulation model and radiation pattern, at 1.97GHz. (b) S₁₁ parameters of the antenna only. (c) Computed time response of a typical reflective Delay-Line in AlN/ZnO/LN, similar to the one presented in figure 1.b. Note the expected level of the two main peaks, close to -55dB.

The antenna gain is poor, which is probably due to the presence of the highly dielectric LN substrate, in contact with the antenna. On the contrary, the thin ZnO and AlN layers do not seem to strongly impact the performances of the antenna. It is necessary to strongly improve the gain, for practical applications (future work).

References

[4] Floer, C.; Moutaouekkil, M.; Bartoli, F.; Mishra, H.; Hage-Ali, S.; McMurtry, S.; Pigeat, P.; Elmazria, O.; Aubert, T.; Zhgoon, S.; Bou Matar, O.; Talbi, A. AlN/ZnO/LiNbO₃ packageless structure as a low-profile sensor for on-body applications. Proc. IEEE Ultrasonics Symp., pp. 1-4, 2017

[5] Naumenko, N; Nicolay, P. AlN/Pt/LN structure for SAW sensors capable of operating at high temperature, Appl. Phys. Lett. 111, 073507, 2017, DOI 10.1063/1.4985582

[6] Nicolay, P.; Chambon, H.; Moldaschl, T. Multilayered, package-less SAW Sensors: latest developments. Proc. EUROSENSORS 2018, Graz, 2018 (In Press)