

# IoT Based Monitoring System for White Button Mushroom Farming <sup>†</sup>

Arjun Subedi <sup>1</sup>, Achyut Luitel <sup>1</sup>, Manisha Baskota <sup>1</sup> and Tri Dev Acharya <sup>2,3,\*</sup>

<sup>1</sup> Department of Electronics and Communication Engineering, Nepal Engineering College, Pokhara University, Changunarayan 44801, Nepal; send2arjunsubedi@gmail.com (A.S.), aechyut321@gmail.com (A.L.), baskotamanisha14@gmail.com (M.B.)

<sup>2</sup> Institute of Industrial Technology, Kangwon National University, Chuncheon 24341, Korea

<sup>3</sup> School of Geomatics and Urban Spatial Information, Beijing University of Civil Engineering and Architecture, Beijing 102616, China

\* Correspondence: tridevacharya@kangwon.ac.kr; Tel.: +82-33-250-6232 (T.D.A.)

<sup>†</sup> Presented at the 6th International Electronic Conference on Sensors and Applications, 15–30 November 2019; Available online: <https://ecsa-6.sciforum.net/>

Published: 14 November 2019

**Abstract:** In Nepal, most of the farmers depend upon traditional agricultural practice. Adapting modern agricultural technology plays an important role in improving overall efficiency as well as the productivity of their yields. In modern agriculture, Internet of Things (IoT) connects farmers to their farm via the sensors so that they could easily monitor the real-time conditions of their farm from anywhere. White Button Mushroom is a widely cultivated crop among Nepalese farmers. Although being the most consumed and cultivated crop, it is still overshadowed by the traditional cultivation approach which is resulting in low productivity, high manpower efficiency, more effort and cost. This work aims to develop a monitoring system to monitor the environmental conditions of a mushroom farm. It enables a user to monitor crucial factors such as temperature, humidity, moisture, the light intensity on a mushroom farm through the end devices. White Button Mushroom requires optimum temperature ranging from 22°C to 25°C and humidity from 70% to 90%. Sensors are placed on fixed location and spots of the farm. Then, the sensors measure the status of parameters which are transmitted to the remote monitoring station via a low power Node MCU. Thus, obtained data are stored in a cloud platform. The codes for the controller are written in the Arduino programming language, debugged, compiled, and burnt into the microcontroller using the Arduino integrated development environment. The result shows successful monitoring of environmental conditions accessing the internet from anywhere. It minimizes human efforts and automates production, which could be beneficial to Nepalese farmers.

**Keywords:** IoT; end devices; sensors; monitoring station; Node MCU; Arduino

---

## 1. Introduction

The increased population demands a large amount of crop production. We can cultivate the crops which need some specific environmental conditions on the farm. This project is an implementation of smart farming for mushroom cultivation. Smart farming is about real-time data collection, processing and analysis, as well as automation technologies on the farming procedures to achieve improvement on the farming activities. Internet of Things (IoT) sensing and mobile technologies has now become a daily assistant to numerous activities. Smart farming has also improved to a new level. An IoT technology has been widely implemented in measuring smart home system and agricultural monitoring system which will enhance the efficiency of current equipment for remote monitoring purpose [1, 2]. IoT is an important tool for people interacting within an agro-

industrial system [3] and is gaining high popularity in the agricultural field [4]. Among the different species of mushroom cultivated in Nepal, White Button mushroom is the most cultivated with a large demand on the market.

In an average, the mushroom is cultivated by manual methods from spawn production to packing which requires cultivators to spend more time. In such a case, it is difficult to maintain hygienic conditions in the cultivation area which may cause pests and diseases and result in complete damages of the crop. [5,6]. Also in Nepal, mushroom cultivation lacks; scientific research, an adaptation of technology and technology and sufficient investment [7]. The mushroom growers are growing mushroom in thatched mud houses, in which maintaining the required temperature and humidity for mushroom cultivation is very difficult. For the large cultivation of the white button mushroom we consider; temperature, humidity, ventilation and light. Thus, by the use of IoT which is the network of physical devices embedded with physics, software, sensors, actuators, and property that allow these objects to attach and exchange knowledge these process could be made easier. As these kinds of structures need refinement, a scientifically designed mushroom farm needs heavy investment and hence is out of reach of small & marginal mushroom farmers. So, here we aim to develop a monitoring system to monitor the real-time environmental conditions of a mushroom farm which is thought to be both cost and yield efficient, through a mobile application [8–10].

## 2. Hardware and Software

Hardware and software used in this project are open sources and readily available. Main hardware being used are sensors and microcontroller which will be placed at the farm. And the software being used is to program the microcontroller to store data in the cloud and access those data from the end devices.

### 2.1. Temperature Sensor

A temperature sensor is a thermocouple that gathers the temperature from a specific source and alters that information into understandable type for an observer. The LM35 is one kind of commonly used temperature sensor that measures temperature in degree Celsius. It can measure temperature more correctly compared with a thermistor. It possesses low self-heating and does not cause more than 0.1°C temperature rise. It can measure temperature from -55°C to +150°C. LM35 can be operated from a 5V supply and the stand by current is less than 60uA.

### 2.2. Humidity Sensor

A humidity sensor or hygrometer senses, measures and reports both moisture and air temperature. The ratio of moisture in the air to the highest amount of moisture at a particular air temperature is called relative humidity. The DHT-11 is used to sense the humidity of the air. The operating temperature ranges between 0°C to 50°C. Its storable humidity range is within 95% RH. The rated voltage is DC 5V.

### 2.3. Soil Moisture Sensor

A soil moisture sensor is used to measure the volumetric water content of the soil. Our Vegetronix series VH400 soil moisture sensor probes precisely measure soil water content. The sensor allows low-cost monitoring with high resolution. The power consumption of this sensor is less than 7mA. The operating temperature ranges between -40° C to 85° C.

### 2.4. Arduino

Arduino is an open-source platform used for building electronics project. Arduino consists of both the physical programmable circuit board and a piece of software that runs on a computer used to write and upload computer code to the physical board. The ATmega328 is a single-chip microcontroller created by Atmel in the megaAVR family. The operating voltage of ATMEGA 328 is 5V. The digital and analogue input/output pins are 14 and 6 respectively. DC current per I/O pin is

40 Ma. The flash memory is 32KB of which 0.5 KB used by the boot loader. The clock speed is 16MHz. The Atmega328 on the Arduino Uno comes pre-burned with a Boot loader that allows uploading new code to it without the use of an external hardware programmer.

### 2.5. Light Sensor

The light sensor is a passive device that converts this light energy whether visible or in the infra-red parts of the spectrum into an electrical signal output. It is basically a sensor which changes the resistance when light falls on it. The operating range can be found it generally operates in the range of -20 to 75 degrees centigrade. Light sensors are more commonly known as photoelectric devices or photo sensors because of the convert light energy (photons) into electricity (electrons).

### 2.6. Node MCU

Node MCU is an open-source IoT platform and is a low-cost Wi-Fi module with full TCP/IP stack and microcontroller. This small module allows microcontrollers to connect to a Wi-Fi network and make simple TCP/IP connections. It can be used for IoT project. ESP8266 is Wi-Fi enabled system on chip module developed by Espressif system. ESP8266 is a 3V Wi-Fi module very popular for its IoT applications. The ESP8266 module is an extremely cost-effective board with a huge, and ever-growing, community.

### 2.7. Thing Speak

Thing Speak is a popular IoT protocol. It visualizes sensor data in real-time. It uses the power of MATLAB to make sense of IoT data and run IoT analytics automatically based on schedules or events. It is such a prototype that builds IoT systems without setting up servers or developing web software.

### 2.8. Blynk

Blynk is a Platform with IOS and Android apps to control Arduino, Raspberry Pi and the likes over the Internet. It's a digital dashboard where you can build a graphic interface for your project by simply dragging and dropping widget.

## 3. Methodology

The methodology is divided into two block diagrams. The block diagrams provide the conceptual idea of how individual elements interrelated to the whole systems. Also helps in defining how the system flows for better visualization.

The block diagrams Figure 1 are the basic idea of how the project proceeds. It consists of the sensor nodes distributed on the various areas of the farm each covering the certain areas in the farm. The node consists of a number of sensors that are a temperature sensor, LDR, humidity sensor, soil sensor with a power-managed system that is running from the renewable power source available in the field i.e. solar. Each node will consist of the same design and is illustrated in the block diagram below. The microcontroller in the node takes all the sensor readings data and sends it over to the gateway. The overall circuit diagram of the system is shown in Figure 2. It is a simple lightweight protocol for a machine to machine communication designed for IoT. It works on a publish-subscribe basis. It publishes sensor data and sends it to the devices which are subscribed to it. It transports data from the sensor to the gateway from each node. It will be two-way communication. Basically, we can control and read nodes remotely using this protocol. Further from a gateway, we send data over to the internet. The different IoT service providers provide us with the platform such to give data to users and the public.

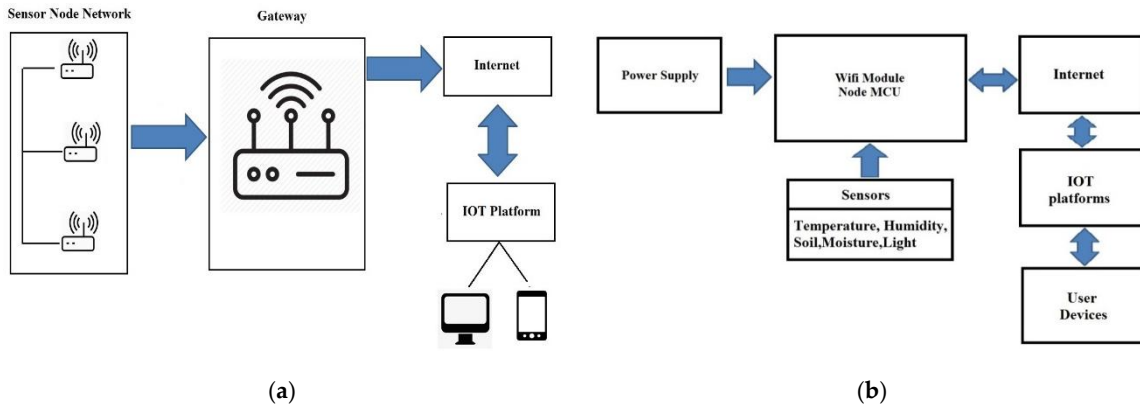


Figure 1. (a) Basic block diagrams of the system; (b) Working block diagrams of the system.

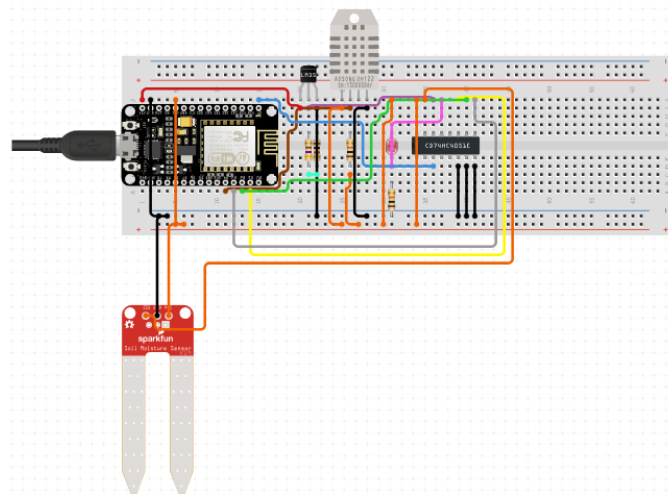


Figure 2. Circuit diagram of the system.

4. Results

The result was obtained after implementing the proposed hardware. The tested hardware was LM 35 (Temperature Sensor), DHT11 (Humidity Sensor), Soil Moisture Sensor and LDR. This system provides ATMEG328 microcontroller unit Node MCU that provides a base for live monitoring of temperature, humidity, soil moisture and light intensity of the farm and sends the data to the end devices via the cloud through Node MCU. The data thus obtained are almost equal and calibrated according to standard measurements of the weather station. The MATLAB data has been recorded through the temperature (LM35) and humidity (DHT11) sensors taking it at different time instances in Figure 3. The obtained data are sent to the cloud.

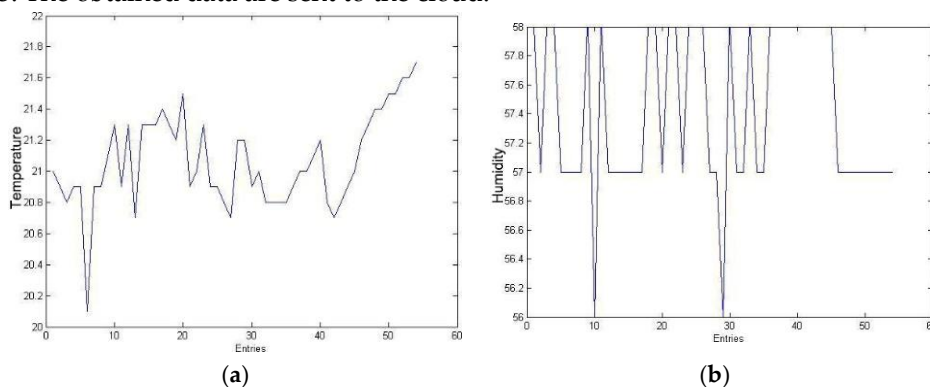
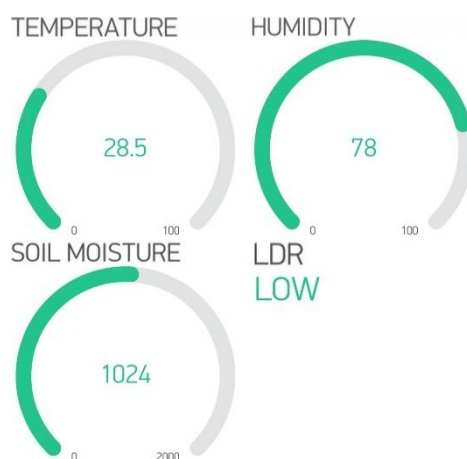


Figure 3. Plots from the sensors data (a) Temperature; (b) Humidity.



**Figure 4.** Interfacing in the Blynk app.

The interfacing of the whole system was done by the Blynk app. Here, the measurements given by the sensors are directly sent to the cloud via the low powered Node MCU. Then, the measurements were accessed via an end-user application i.e. Blynk. The sensors measurements can be seen in Figure 4 which shows the measurements of temperature, humidity, soil moisture and lighting condition of the farm.

## 5. Conclusion

The project redefines the concept among farms, agronomists. Therefore, we can say that IoT has brought a revolutionary change in monitoring, management and data analysis sector. Major sensors such as temperature and humidity sensor have been tested and their data are sent to IoT platforms for accessing and monitoring. Despite the fact, mushroom farming requires continuous monitoring in environmental parameters. Our system plays an important role in stepping in the field of automation of mushroom plants. This project will be beneficial in automation and monitoring of mushroom plants and will assist farmers in increasing the agriculture yield and take efficient care of mushroom production as the system will always provide helping hand to farmers for getting an accurate live feed of environmental temperature and soil moisture with more accurate results reducing the manpower. Further, we are planning to add other parameters like light and to develop a separate android application that provides easy access to the field parameters for the farmers.

**Conflicts of Interest:** The authors declare no conflict of interest.

## References

1. Mohammed, M.F.; Azmi, A.; Zakaria, Z.; Tajuddin, M.F.N.; Isa, Z. M.; Azmi, S.A. IoT based monitoring and environment control system for indoor cultivation of oyster mushroom. *J. Phys.: Conf. Ser.*, **2018**, *1019*, 012053
2. Saenza, F.T.; Vidala, A.G.; Gonz'aleza, A.P.R.; Skarmetaa, A.F. An open IoT platform for the management and analysis of energy data. *F. G. Comp. Sc.*, **2017**.
3. Talavera, J.M.; Tobón, T.E.; Gómez, J.A.; Culman, M.A.; Aranda, J.M.; Parra, D.T.; Quiroz, L.A.; Hoyos, A.; Garreta, L.E.L; Review of IoT applications in agro-industrial and environmental fields. *Comput electron agr.*, **2017**, *142*, 283–297.
4. Mondal, M.A. IoT Based Intelligent Agriculture Field Monitoring System. *Proceed. of Int. Conf. Cloud Comp., Data Sci. e & Eng.:Confluence*, **2018**, 625–629.
5. Raja, S.P.; Rozario, A.P.R.; Nagarani, S.; Kavitha, N.S. Intelligent Mushroom Monitoring System. *Int. J.Res.Eng.Technol*, **2018**, *7*, 1238–1242.
6. Ayaz, M.; & Uddin, M.A.; Sharif, Z.; Mansour, A.; Aggoune, el-H.M. Internet-of-Things (IoT) based Smart Agriculture: Towards Making the Fields Talk. *IEEE Access*, **2018**, 1–34.

7. Raut, J.K. Current Status, Challenges and Prospects of Mushroom Industry in Nepal. *Int. J. Agric. Econ*, **2019**, *4*, 154–160.
8. Bhandari, P.; Kimothi, M. Iot based design implementation of mushroom farm monitoring using arduino microcontrollers & sensors. *Int. J. Eng. Sci. Res. Tech*, **2018**, *7*, 550–560.
9. Singh, A.; Kumar, S.; Nagar, H. A Smart Agricultural Model by Integrating IoT. *Int. j. adv. res. comput. sci. sci. manag*, **2018**, *6*, 729–732.
10. Sandeep, M.; Nandini, C.; Bindu, L.; Champa, P.; Deepika, K.H.; Anushree, N.S. IoT based smart farming system. *Int. res. j. eng. Tech*, **2018**, *5*, 1033-1036.



© 2019 by the authors; licensee MDPI, Basel, Switzerland. This article is an open access article distributed under the terms and conditions of the Creative Commons Attribution (CC-BY) license (<http://creativecommons.org/licenses/by/4.0/>).