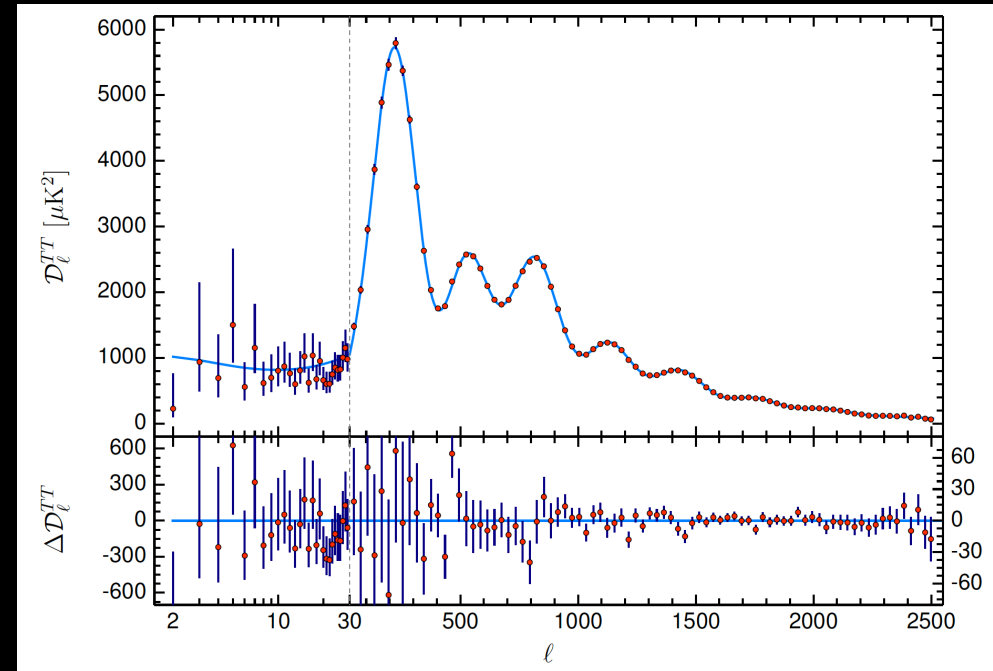
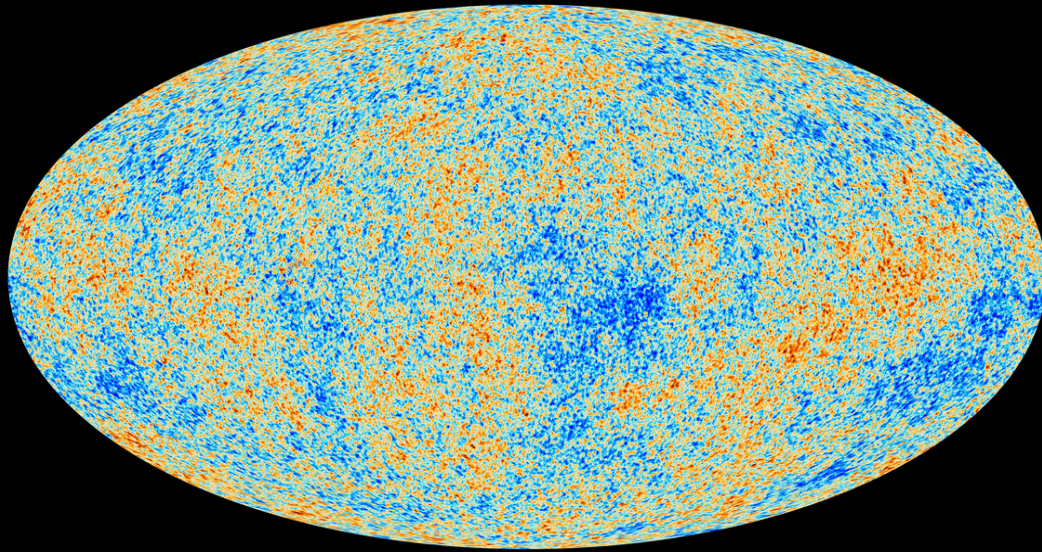


Cosmology in Tension

5th International E-Conference on Entropy and Its Applications

Eleonora Di Valentino
University of Manchester

Introduction to CMB



Planck collaboration, 2018

An important tool of research in cosmology is the angular power spectrum of CMB temperature anisotropies.

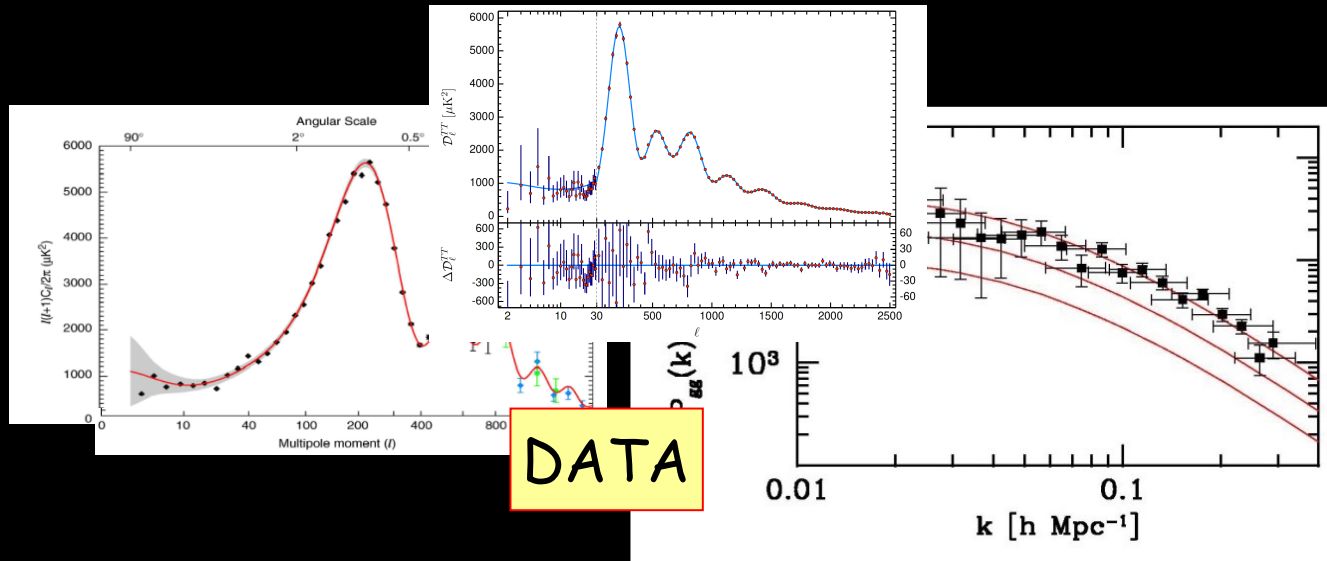
$$\left\langle \frac{\Delta T}{T}(\vec{\gamma}_1) \frac{\Delta T}{T}(\vec{\gamma}_2) \right\rangle = \frac{1}{2\pi} \sum_{\ell} (2\ell + 1) C_{\ell} P_{\ell}(\vec{\gamma}_1 \cdot \vec{\gamma}_2)$$

Introduction to CMB

Cosmological parameters:
($\Omega_b h^2$, $\Omega_m h^2$, h , n_s , τ , Σm_ν)



Theoretical model



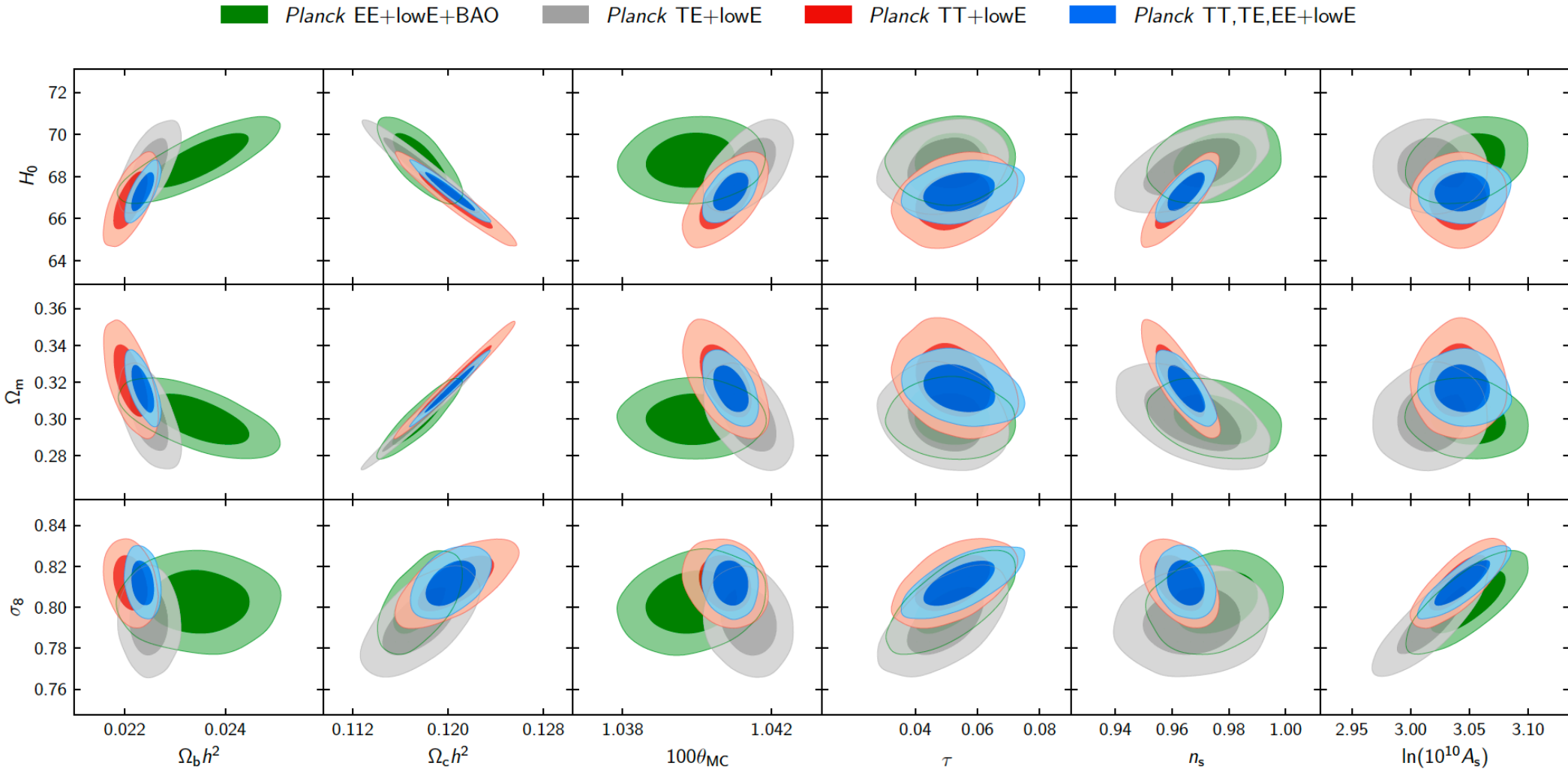
PARAMETER
CONSTRAINTS



Introduction to CMB

From one side we have **very accurate theoretical predictions** on their angular power spectra while on the other side we have **extremely precise measurements**, culminated with the recent 2018 legacy release from the Planck satellite experiment.

CMB constraints



Planck 2018, Aghanim et al., arXiv:1807.06209 [astro-ph.CO]

Constraints on parameters of the base- Λ CDM model from the separate Planck EE, TE, and TT high- l spectra combined with low- l polarization (lowE), and, in the case of EE also with BAO, compared to the joint result using Planck TT,TE,EE+lowE.

CMB constraints

Parameter	TT+lowE 68% limits	TE+lowE 68% limits	EE+lowE 68% limits	TT,TE,EE+lowE 68% limits	TT,TE,EE+lowE+lensing 68% limits	TT,TE,EE+lowE+lensing+BAO 68% limits
$\Omega_b h^2$	0.02212 ± 0.00022	0.02249 ± 0.00025	0.0240 ± 0.0012	0.02236 ± 0.00015	0.02237 ± 0.00015	0.02242 ± 0.00014
$\Omega_c h^2$	0.1206 ± 0.0021	0.1177 ± 0.0020	0.1158 ± 0.0046	0.1202 ± 0.0014	0.1200 ± 0.0012	0.11933 ± 0.00091
$100\theta_{MC}$	1.04077 ± 0.00047	1.04139 ± 0.00049	1.03999 ± 0.00089	1.04090 ± 0.00031	1.04092 ± 0.00031	1.04101 ± 0.00029
τ	0.0522 ± 0.0080	0.0496 ± 0.0085	0.0527 ± 0.0090	$0.0544^{+0.0070}_{-0.0081}$	0.0544 ± 0.0073	0.0561 ± 0.0071
$\ln(10^{10} A_s)$	3.040 ± 0.016	$3.018^{+0.020}_{-0.018}$	3.052 ± 0.022	3.045 ± 0.016	3.044 ± 0.014	3.047 ± 0.014
n_s	0.9626 ± 0.0057	0.967 ± 0.011	0.980 ± 0.015	0.9649 ± 0.0044	0.9649 ± 0.0042	0.9665 ± 0.0038
H_0 [km s ⁻¹ Mpc ⁻¹]	66.88 ± 0.92	68.44 ± 0.91	69.9 ± 2.7	67.27 ± 0.60	67.36 ± 0.54	67.66 ± 0.42
Ω_Λ	0.679 ± 0.013	0.699 ± 0.012	$0.711^{+0.033}_{-0.026}$	0.6834 ± 0.0084	0.6847 ± 0.0073	0.6889 ± 0.0056
Ω_m	0.321 ± 0.013	0.301 ± 0.012	$0.289^{+0.026}_{-0.033}$	0.3166 ± 0.0084	0.3153 ± 0.0073	0.3111 ± 0.0056
$\Omega_m h^2$	0.1434 ± 0.0020	0.1408 ± 0.0019	$0.1404^{+0.0034}_{-0.0039}$	0.1432 ± 0.0013	0.1430 ± 0.0011	0.14240 ± 0.00087
$\Omega_m h^3$	0.09589 ± 0.00046	0.09635 ± 0.00051	$0.0981^{+0.0016}_{-0.0018}$	0.09633 ± 0.00029	0.09633 ± 0.00030	0.09635 ± 0.00030
σ_8	0.8118 ± 0.0089	0.793 ± 0.011	0.796 ± 0.018	0.8120 ± 0.0073	0.8111 ± 0.0060	0.8102 ± 0.0060
$S_8 \equiv \sigma_8(\Omega_m/0.3)^{0.5}$	0.840 ± 0.024	0.794 ± 0.024	$0.781^{+0.052}_{-0.060}$	0.834 ± 0.016	0.832 ± 0.013	0.825 ± 0.011

Planck 2018, Aghanim et al., arXiv:1807.06209 [astro-ph.CO]

The precision measurements of the CMB polarization spectra have the potential to constrain cosmological parameters to higher accuracy than measurements of the temperature spectra because the acoustic peaks are narrower in polarization and unresolved foreground contributions at high multipoles are much lower in polarization than in temperature.

2018 Planck results are perfectly in agreement with the standard Λ CDM cosmological model.

However, **anomalies and tensions between Planck and other cosmological probes are present well above the 3 standard deviations.** These discrepancies, already hinted in previous Planck data releases, have **persisted and strengthened** despite several years of accurate analyses.

Last year, the Royal Astronomical Society awarded Planck their Group Achievement Award with the citation "**(Planck) has now ushered in an era of tension cosmology.**", clearly indicating that these tensions have reached such a level of statistical significance that the understanding of their physical nature is of utmost importance for modern cosmology.

If not due to systematics, the current anomalies could represent a **crisis for the standard cosmological model** and their experimental confirmation can bring a **revolution** in our current ideas of the structure and evolution of the Universe.

The most famous and persisting **anomalies and tensions** of the CMB are:

- H_0 with local measurements
- S_8 with cosmic shear data
- A_L internal anomaly
- Ω_k different from zero

The H0 tension at more than 3σ

CMB: in this case the cosmological constraints are obtained by assuming a cosmological model and are therefore **model dependent**. Moreover these bounds are also affected by the degeneracy between the parameters that induce similar effects on the observables. Therefore the Planck constraints can change when modifying the assumptions of the underlying cosmological model.

$$H_0 = 67.27 \pm 0.60 \text{ km/s/Mpc in } \Lambda\text{CDM}$$

Planck 2018, Aghanim et al., arXiv:1807.06209 [astro-ph.CO]

Direct local distance ladder measurements: the 2016 estimate of the Hubble constant is based on Supernovae type-Ia measurements, obtained combining three different geometric distance calibrations of Cepheids,

$$H_0 = 73.24 \pm 1.74 \text{ km/s/Mpc}$$

Riess et al. *Astrophys.J.* 826, no. 1, 56 (2016)

The 2018 estimate include parallax measurements of 7 long-period (> 10 days) Milky Way Cepheids using astrometry from spatial scanning of WFC3 on HST.

$$H_0 = 73.48 \pm 1.66 \text{ km/s/Mpc}$$

Riess et al. *Astrophys.J.* 855, 136 (2018)

The H₀ tension at more than 4σ

Table 5. Best Estimates of H₀ Including Systematics

Anchor(s)	Value [km s ⁻¹ Mpc ⁻¹]	Δ Planck* + ΛCDM (σ)
LMC	74.22 ± 1.82	3.6
Two anchors		
LMC + NGC 4258	73.40 ± 1.55	3.7
LMC + MW	74.47 ± 1.45	4.6
NGC 4258 + MW	73.94 ± 1.58	3.9
Three anchors (preferred)		
NGC 4258 + MW + LMC	74.03 ± 1.42	4.4

NOTE—* : $H_0 = 67.4 \pm 0.5 \text{ km s}^{-1} \text{ Mpc}^{-1}$
(Planck Collaboration et al. 2018)

Riess et al. arXiv:1903.07603 [astro-ph.CO]

Recently, the H₀ measurement has been improved using Hubble Space Telescope observations of 70 long-period Cepheids in the Large Magellanic Cloud.

The tension becomes of 4.4σ between the local measurement of H₀ and₁₀ the value predicted from Planck in ΛCDM.

The H_0 tension at more than 5σ

CMB: $H_0 = 67.27 \pm 0.60$ km/s/Mpc in Λ CDM

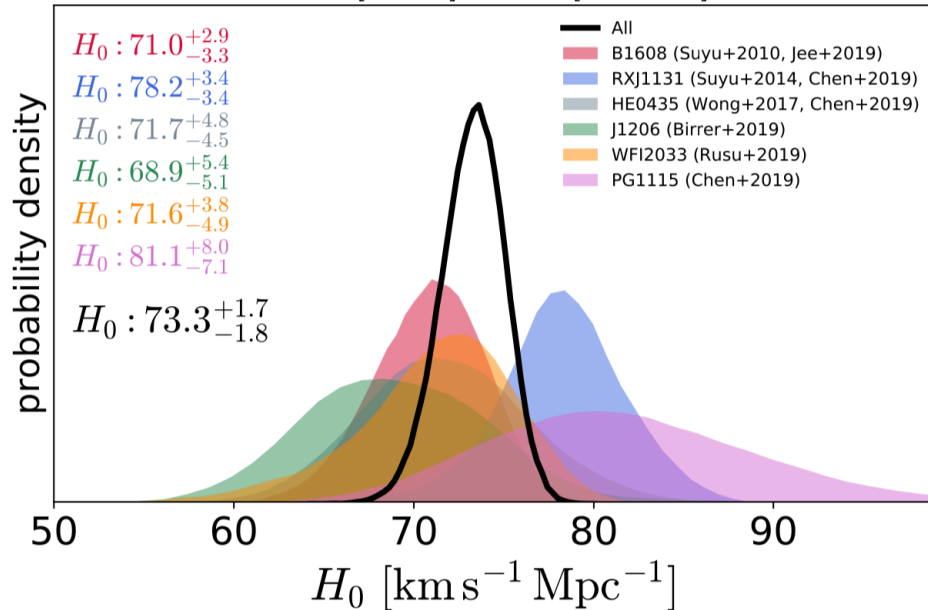
BAO+Pantheon+BBN+ θ_{MC} , Planck: $H_0 = 67.9 \pm 0.8$ km/s/Mpc

Planck 2018, Aghanim et al., arXiv:1807.06209 [astro-ph.CO]

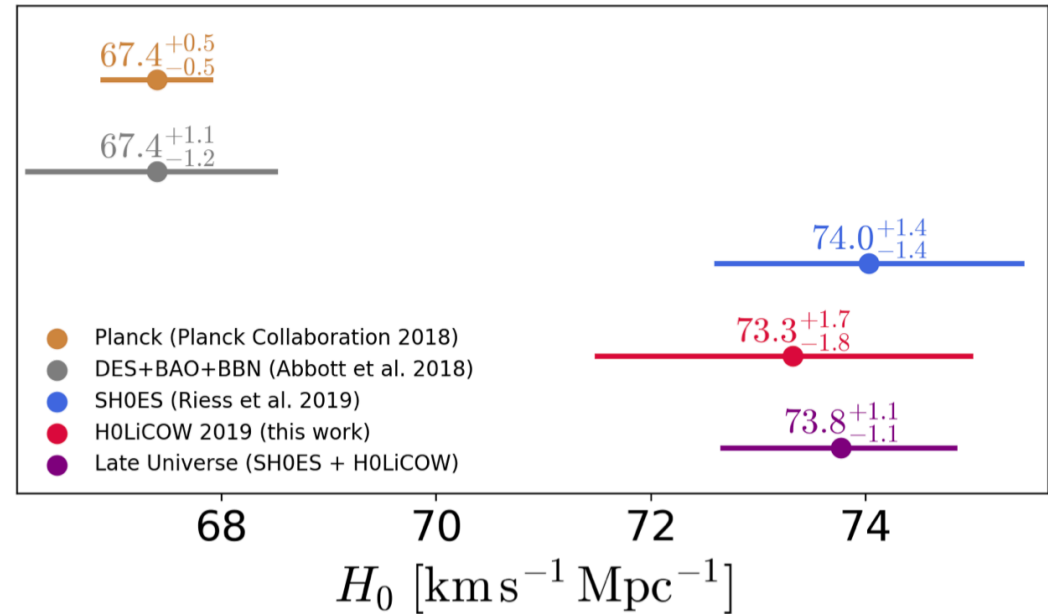
SH0ES: $H_0 = 74.03 \pm 1.42$ km/s/Mpc

Riess et al. arXiv:1903.07603 [astro-ph.CO]

$H_0 \in [0, 150]$ $\Omega_m \in [0.05, 0.5]$



flat Λ CDM



Strong Lensing: Multiply-imaged quasar systems through strong gravitational lensing made by the H0LiCOW collaboration $H_0 = 73.3^{+1.7}_{-1.8}$ km/s/Mpc

Wong et al. arXiv:1907.04869v1

Since the Planck constraints are **model dependent**, we can try to expand the cosmological scenario and see which extensions work in solving the tensions between the cosmological probes.

For example, the most **famous extensions** for solving the H0 tension are:



the neutrino effective number



the dark energy equation of state

The Neutrino effective number

If we compare the Planck 2015 constraint on N_{eff} at 68% cl

$$N_{\text{eff}} = 3.13 \pm 0.32 \quad \text{Planck TT+lowP,}$$

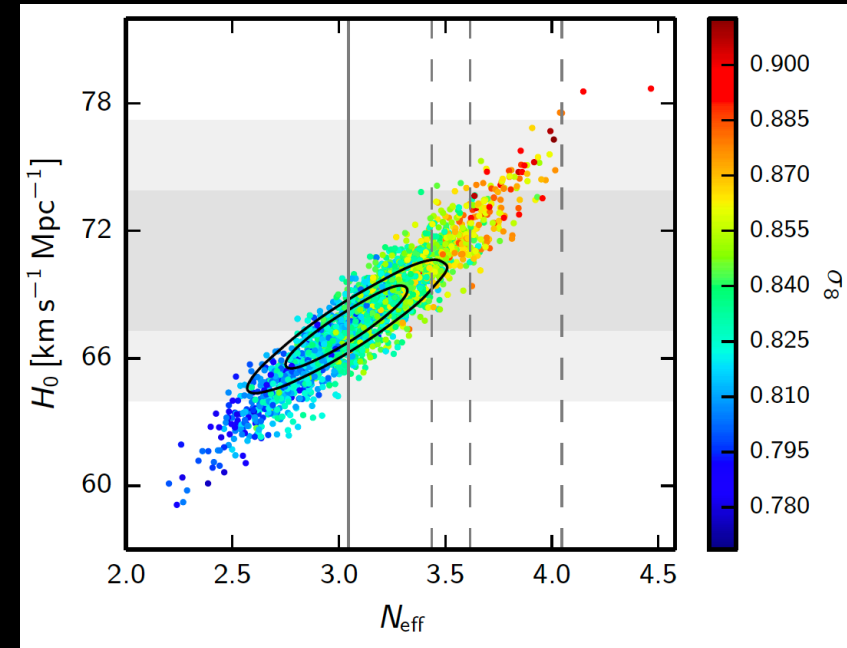
$$N_{\text{eff}} = 3.15 \pm 0.23 \quad \text{Planck TT+lowP+BAO,}$$

with the new Planck 2018 bound,

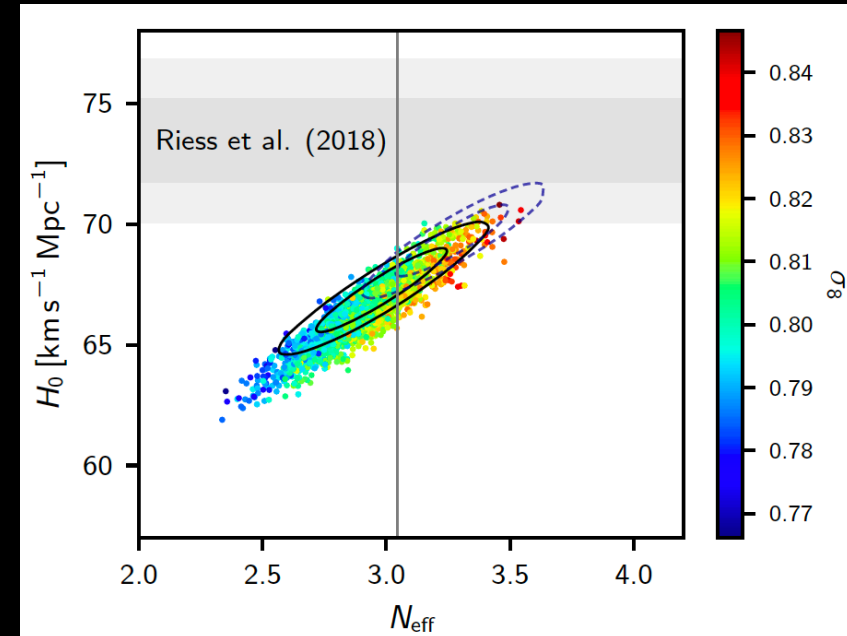
$$N_{\text{eff}} = 2.92^{+0.36}_{-0.37} \quad (95\%, \text{Planck TT,TE,EE+lowE}),$$

we see that the neutrino effective number is now very well constrained.

The main reason for this good accuracy is due to the lack of the early integrated Sachs Wolfe effect in polarization data. The inclusion of polarization helps in determining the amplitude of the eISW and N_{eff} . H_0 passes from 68.0 ± 2.8 km/s/Mpc (2015) to 66.4 ± 1.4 km/s/Mpc (2018), and the tension with Riess+19 increases from 2.1σ to 3.8σ also varying N_{eff} .



Planck collaboration, 2015



Planck collaboration, 2018

The Dark energy equation of state

Changing the dark energy equation of state w , we are changing the expansion rate of the Universe:

$$H^2 = H_0^2 \left[\Omega_m (1+z)^3 + \Omega_r (1+z)^4 + \Omega_{de} (1+z)^{3(1+w)} + \Omega_k (1+z)^2 \right]$$

w introduces a geometrical degeneracy with the Hubble constant that will be unconstrained using the CMB data only, resulting in agreement with Riess+19.

We have in 2018 $w = -1.58^{+0.52}_{-0.41}$ with $H_0 > 69.9$ km/s/Mpc at 95% c.l.

Planck data prefer a **phantom dark energy**, with an energy component with $w < -1$, for which the density increases with time in an expanding universe that will **end in a Big Rip**. A phantom dark energy violates the energy condition $\rho \geq |p|$, that means that the matter could move faster than light and a comoving observer measure a negative energy density, and the Hamiltonian could have vacuum instabilities due to a negative kinetic energy.

Anyway, there exist models that expect an effective energy density with a phantom equation of state without showing the problems before, as for example the Parker Vacuum Metamorphosis [Di Valentino et al., Phys.Rev. D97 \(2018\) no.4, 043528](#).

Less famous extensions for solving the H0 tension are:

- **Interacting dark sector** (Di Valentino et al. arXiv:1704.08342, Kumar and Nunes arXiv:1702.02143 , Yang et al. arXiv:1805.08252, Yang et al. arXiv:1809.06883, Yang et al. arXiv:1906.11697, Martinelli et al. arXiv:1902.10694, Di Valentino et al. 2019, etc...)
- **Parker Vacuum Metamorphosis** (Di Valentino et al. 2018)
- **Vacuum Dynamics** (Sola Peracaula et al. arXiv:1703.08218)
- **Early dark Energy** (Poulin et al. arXiv:1811.04083)
- **Uber-gravity** (Khosravi et al. arXiv:1710.09366)
- **Bulk viscosity** (Yang et al. arXiv:1906.04162)
- **Decaying dark matter** (Pandey et al. arXiv:1902.10636, Vattis et al. arXiv:1903.06220, etc..)
- **Many many others...** (Colgain et al. arXiv:1807.07451, Nunes arXiv:1802.02281, Agrawal et al. arXiv:1904.01016, Yang et al. arXiv:1907.05344, Martinelli and Tutusaus arXiv:1906.09189, Adhikari and Huterer arXiv:1905.02278, Gelmini et al. arXiv:1906.10136, etc..)

IDE can solve the H_0 tension

In the standard cosmological framework, the dark matter is assumed to be collisionless. In practice this means that one arbitrarily sets the dark matter interactions to zero when predicting the angular power spectrum of the CMB.

In particular, dark matter and dark energy are described as separate fluids not sharing interactions beyond gravitational ones. However, from a microphysical perspective it is hard to imagine how non-gravitational DM-DE interactions can be avoided, unless forbidden by a fundamental symmetry. This has motivated a large number of studies based on models where DM and DE share interactions other than gravitational.

IDE can solve the H0 tension

If we consider the interacting dark energy scenario characterised by a modification to the usual conservation equations, with the introduction of an interaction:

$$\begin{aligned}\nabla_{\mu} T^{\mu}_{(dm)\nu} &= Qu_{\nu}^{(dm)} / a, \\ \nabla_{\mu} T^{\mu}_{(de)\nu} &= -Qu_{\nu}^{(dm)} / a.\end{aligned}$$

Dark matter and Dark Energy energy-momentum tensor

Interaction rate

$$Q = \xi \mathcal{H} \rho_{de}$$

four-velocity of the Dark Matter fluid

With the interaction rate proportional to the dark energy density ρ_{de} via a negative dimensionless parameter ξ quantifying the strength of the coupling, to avoid early-time instabilities.

Planck 2018

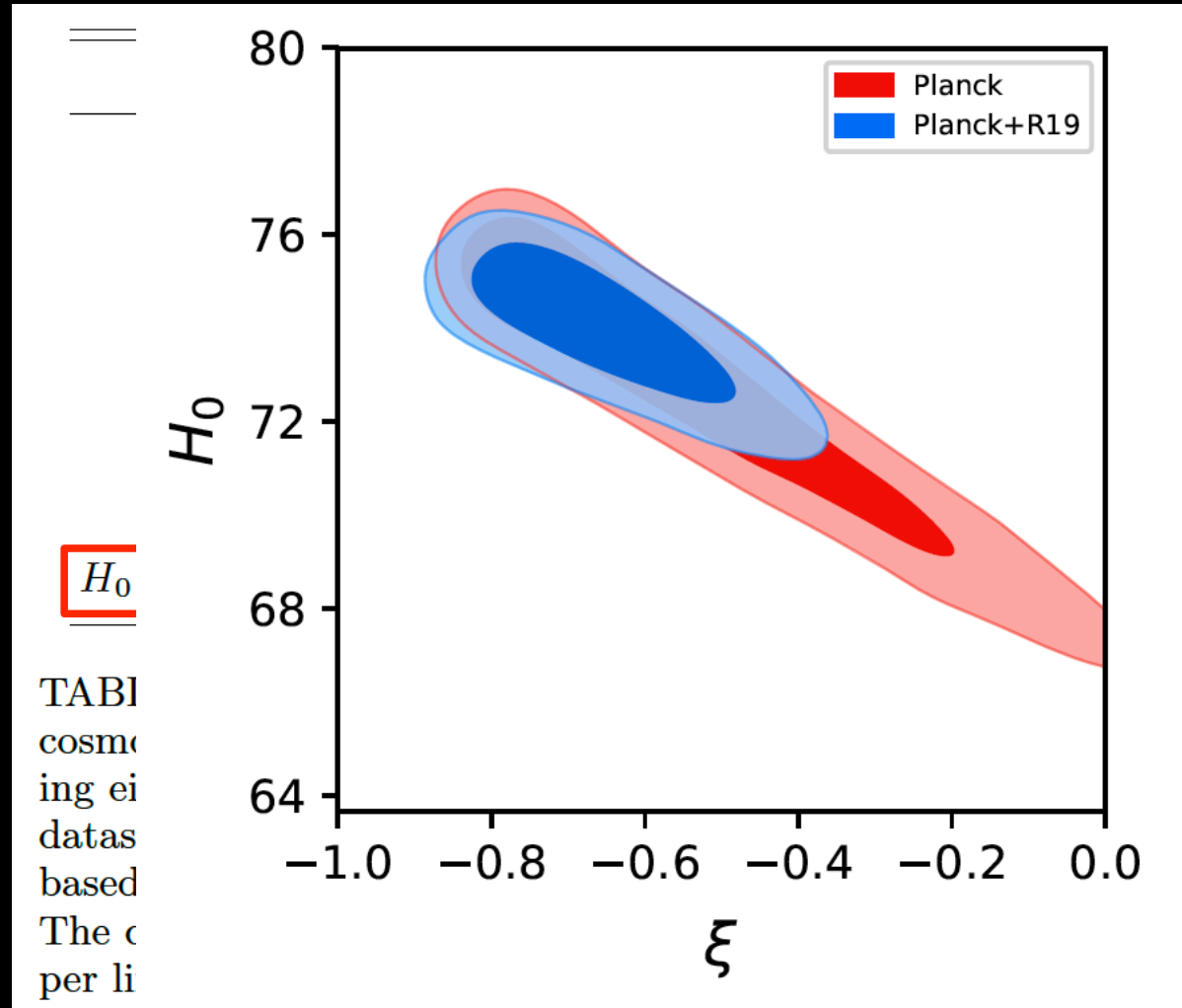
In this scenario of IDE the tension on H_0 between the Planck satellite and R19 is completely solved. The coupling could affect the value of the present matter energy density Ω_m . Therefore, if within an interacting model Ω_m is smaller (because for negative ξ the dark matter density will decay into the dark energy one), a larger value of H_0 would be required in order to satisfy the peaks structure of CMB observations, which accurately determine the value of $\Omega_m h^2$.

Parameter	<i>Planck</i>	<i>Planck</i> + <i>R19</i>
$\Omega_b h^2$	0.02239 ± 0.00015	0.02239 ± 0.00015
$\Omega_c h^2$	< 0.105	< 0.0615
n_s	0.9655 ± 0.0043	0.9656 ± 0.0044
$100\theta_s$	$1.0458^{+0.0033}_{-0.0021}$	1.0470 ± 0.0015
τ	0.0541 ± 0.0076	0.0534 ± 0.0080
ξ	$-0.54^{+0.12}_{-0.28}$	$-0.66^{+0.09}_{-0.13}$
H_0 [km s ⁻¹ Mpc ⁻¹]	$72.8^{+3.0}_{-1.5}$	$74.0^{+1.2}_{-1.0}$

TABLE I. Mean values with their 68% C.L. errors on selected cosmological parameters within the $\xi\Lambda$ CDM model, considering either the *Planck* 2018 legacy dataset alone, or the same dataset in combination with the *R19* Gaussian prior on H_0 based on the latest local distance measurement from *HST*. The quantity quoted in the case of $\Omega_c h^2$ is the 95% C.L. upper limit.

Planck 2018

Therefore we can safely combine the two datasets together, and we obtain a **non-zero dark matter-dark energy coupling ξ at more than FIVE standard deviations.**



Bayes factor

Anyway it is clearly interesting to quantify the better **accordance of a model with the data respect to another by using the marginal likelihood also known as the Bayesian evidence.**

Given a vector of parameters θ of a model M and a set of data x , the parameters posterior distribution is given by

$$p(\theta|x, M) = \frac{p(x|\theta, M) \pi(\theta|M)}{p(x|M)}$$

Prior

Likelihood

The marginal likelihood (or evidence) given by

$$E \equiv p(x|M) = \int d\theta p(x|\theta, M) \pi(\theta|M)$$

Given two competing models M_0 and M_1 it is useful to consider the ratio of the likelihood probability **(the Bayes factor):**

$$\ln \mathcal{B} = p(x|M_0) / p(x|M_1)$$

According to the revised Jeffrey's scale by **Kass and Raftery 1995**, the evidence for M_0 (against M_1) is considered as **"positive"** if $|\ln \mathcal{B}| > 1.0$, **"strong"** if $|\ln \mathcal{B}| > 3.0$, and **"very strong"** if $|\ln \mathcal{B}| > 5.0$.

Planck 2018

Computing the Bayes factor for the IDE model with respect to LCDM for the **Planck** dataset we find $\ln B = 1.2$, ie a **positive preference** for the IDE model. If we consider **Planck + R19** we find the extremely high value $\ln B = 10.0$, indicating a **very strong preference for the IDE model**.

Parameter	<i>Planck</i>	<i>Planck</i> + <i>R19</i>
$\Omega_b h^2$	0.02239 ± 0.00015	0.02239 ± 0.00015
$\Omega_c h^2$	< 0.105	< 0.0615
n_s	0.9655 ± 0.0043	0.9656 ± 0.0044
$100\theta_s$	$1.0458^{+0.0033}_{-0.0021}$	1.0470 ± 0.0015
τ	0.0541 ± 0.0076	0.0534 ± 0.0080
ξ	$-0.54^{+0.12}_{-0.28}$	$-0.66^{+0.09}_{-0.13}$
H_0 [km s ⁻¹ Mpc ⁻¹]	$72.8^{+3.0}_{-1.5}$	$74.0^{+1.2}_{-1.0}$

TABLE I. Mean values with their 68% C.L. errors on selected cosmological parameters within the $\xi\Lambda$ CDM model, considering either the *Planck* 2018 legacy dataset alone, or the same dataset in combination with the *R19* Gaussian prior on H_0 based on the latest local distance measurement from *HST*. The quantity quoted in the case of $\Omega_c h^2$ is the 95% C.L. upper limit.

Planck 2018

Di Valentino et al. arXiv:1910.09853

Parameters	Planck	Planck +R19	Planck +lensing	Planck +BAO	Planck + Pantheon
$\Omega_b h^2$	0.02239 ± 0.00015	0.02239 ± 0.00015	0.02241 ± 0.00014	0.02236 ± 0.00014	0.02235 ± 0.00015
$\Omega_c h^2$	< 0.0634	$0.031^{+0.013}_{-0.023}$	< 0.0675	$0.095^{+0.022}_{-0.008}$	$0.103^{+0.013}_{-0.007}$
$100\theta_{MC}$	$1.0458^{+0.0033}_{-0.0021}$	1.0470 ± 0.0015	$1.0456^{+0.0031}_{-0.0024}$	$1.0424^{+0.0006}_{-0.0013}$	$1.04185^{+0.00049}_{-0.00078}$
τ	0.0541 ± 0.0076	0.0534 ± 0.0080	0.0526 ± 0.0074	0.0540 ± 0.0076	0.0540 ± 0.0076
n_s	0.9655 ± 0.0043	0.9656 ± 0.0044	0.9663 ± 0.0040	0.9647 ± 0.0040	0.9643 ± 0.0042
$\ln(10^{10} A_s)$	3.044 ± 0.016	3.042 ± 0.017	$3.039^{+0.013}_{-0.015}$	3.044 ± 0.016	3.044 ± 0.016
ξ	$-0.54^{+0.12}_{-0.28}$	$-0.66^{+0.09}_{-0.13}$	$-0.51^{+0.12}_{-0.29}$	$-0.22^{+0.21}_{-0.05}$	$-0.15^{+0.12}_{-0.06}$
H_0 [km/s/Mpc]	$72.8^{+3.0}_{+1.5}$	$74.0^{+1.2}_{-1.0}$	$72.8^{+3.0}_{+1.6}$	$69.4^{+0.9}_{-1.5}$	$68.6^{+0.8}_{-1.0}$
σ_8	$2.3^{+0.4}_{-1.4}$	$2.71^{+0.05}_{-1.3}$	$2.2^{+0.4}_{-1.4}$	$1.05^{+0.03}_{-0.24}$	$0.95^{+0.04}_{-0.12}$
S_8	$1.30^{+0.17}_{-0.44}$	$1.44^{+0.17}_{-0.34}$	$1.30^{+0.15}_{-0.42}$	$0.93^{+0.03}_{-0.10}$	$0.892^{+0.028}_{-0.054}$

The addition of low-redshift measurements, as BAO or Pantheon data, still hints to the **presence of a coupling**, albeit at a lower statistical significance.

Also for these two data sets the **Hubble constant values are larger** than those obtained in the case of a pure LCDM scenario, enough to bring the **H0 tension well below the 3σ from 4.4σ** .


In other words, **the tension between Planck+BAO and R19 could be due to a statistical fluctuation** in this case.

Moreover, **BAO data is extracted under the assumption of LCDM**, and the modified scenario of interacting dark energy could affect the result. In fact, the **full procedure which leads to the BAO constraints** carried out by the different collaborations **might be not necessarily valid in extended DE models**.

For instance, the BOSS collaboration advises caution when using their BAO measurements (both the pre- and post reconstruction measurements) in more exotic dark energy cosmologies.

BAO constraints themselves might need to be revised in a non-trivial manner when applied to constrain extended dark energy cosmologies.

A_L internal anomaly



CMB photons emitted at recombination are deflected by the gravitational lensing effect of massive cosmic structures.

The lensing amplitude A_L parameterizes the rescaling of the lensing potential $\phi(n)$, then the power spectrum of the lensing field:

$$C_{\ell}^{\phi\phi} \rightarrow A_L C_{\ell}^{\phi\phi}$$

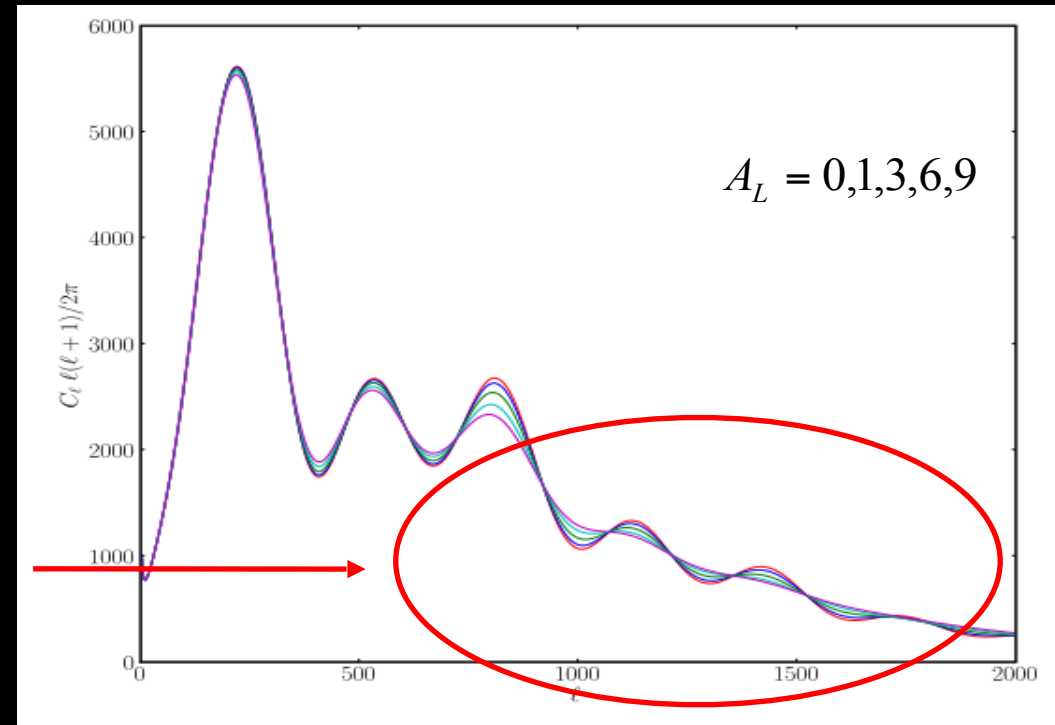
The gravitational lensing deflects the photon path by a quantity defined by the gradient of the lensing potential $\phi(n)$, integrated along the line of sight n , remapping the temperature field.

A_L internal anomaly

Its effect on the power spectrum is the smoothing of the acoustic peaks, increasing A_L .

Interesting consistency checks is if the amplitude of the smoothing effect in the CMB power spectra matches the theoretical expectation $A_L = 1$ and whether the amplitude of the smoothing is consistent with that measured by the lensing reconstruction.

If $A_L = 1$ then the theory is correct, otherwise we have a new physics or systematics.



Calabrese et al., Phys. Rev. D, 77, 123531

A_L internal anomaly

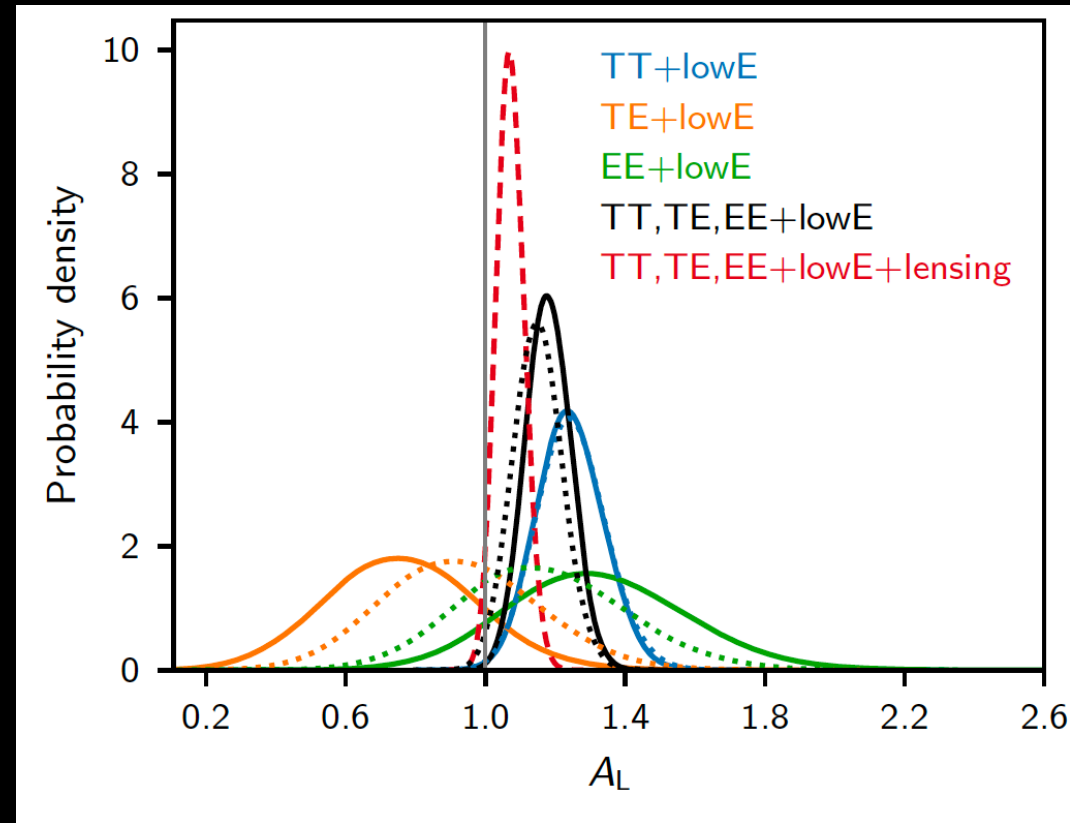
The Planck lensing-reconstruction power spectrum is consistent with the amplitude expected for Λ CDM models that fit the CMB spectra, so the Planck lensing measurement is compatible with $A_L = 1$.

However, the distributions of A_L inferred from the CMB power spectra alone indicate a preference for $A_L > 1$.

The joint combined likelihood shifts the value preferred by the TT data downwards towards $A_L = 1$, but the error also shrinks, increasing the significance of $A_L > 1$ to 2.8σ .

The preference for high A_L is not just a volume effect in the full parameter space, with the best fit improved by $\Delta\chi^2 \sim 9$ when adding A_L for TT+lowE and 10 for TTTEEE+lowE.

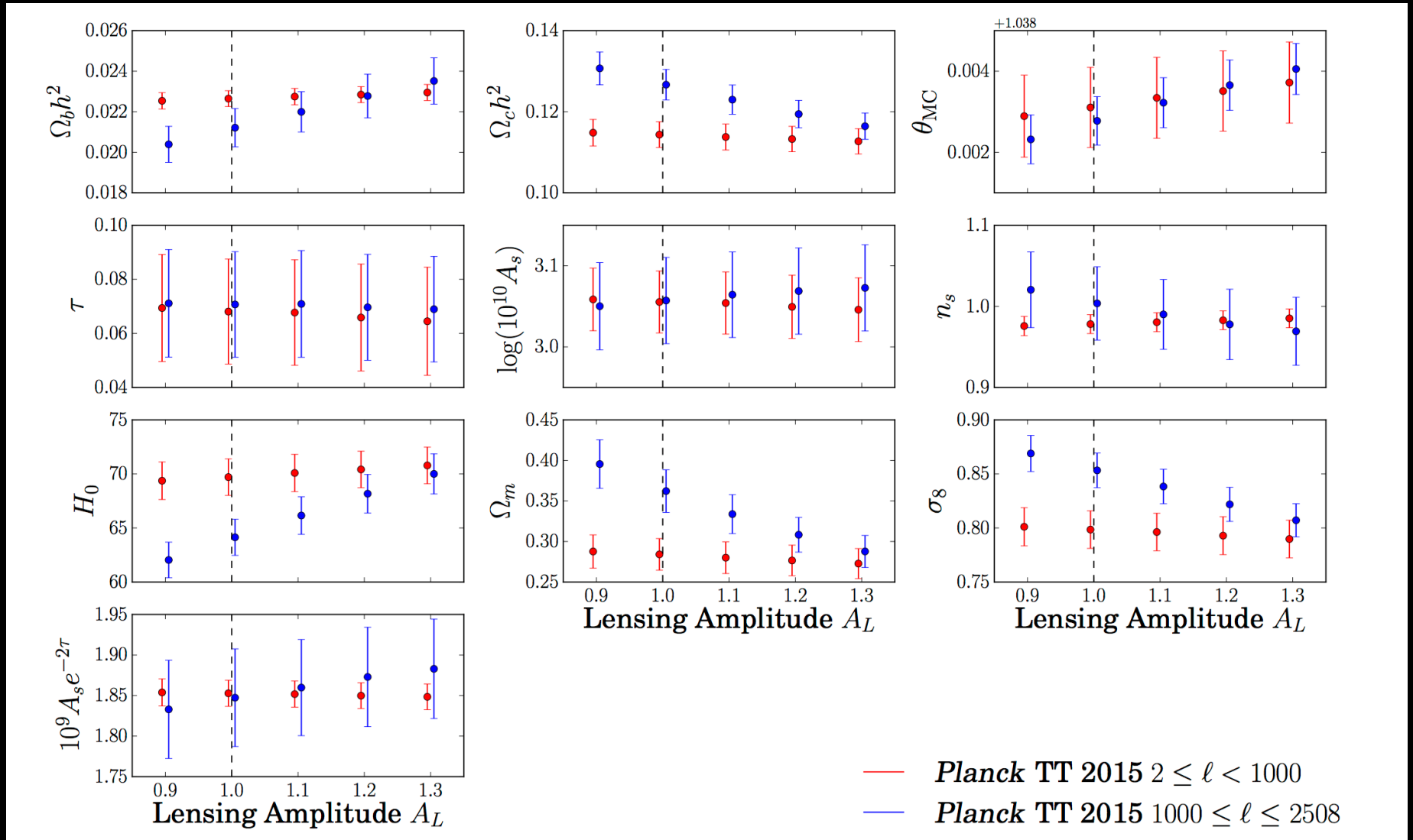
Planck 2018, Aghanim et al., arXiv:1807.06209 [astro-ph.CO]



$$A_L = 1.243 \pm 0.096 \quad (68\%, \text{ Planck TT+lowE}),$$

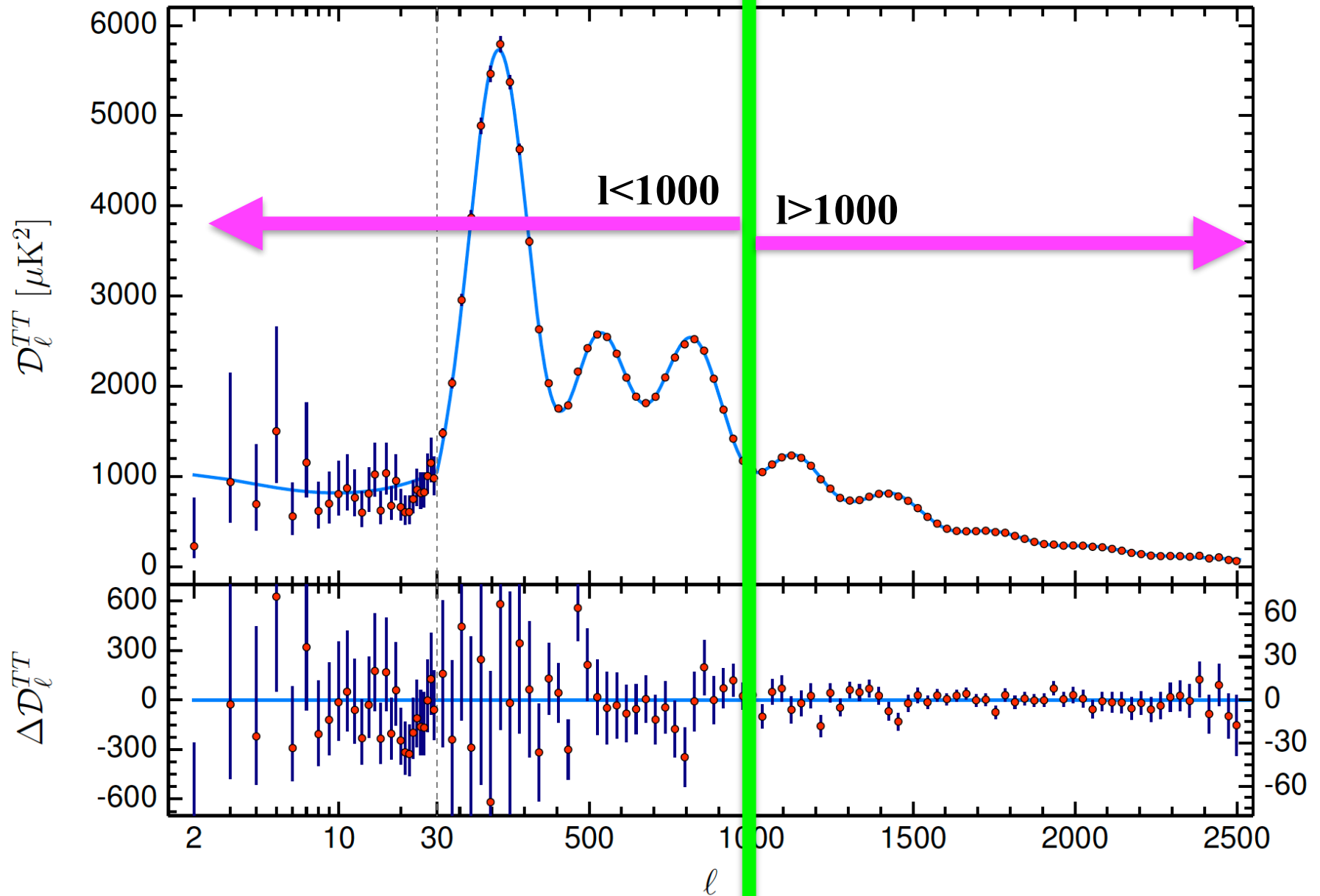
$$A_L = 1.180 \pm 0.065 \quad (68\%, \text{ Planck TT,TE,EE+lowE}),$$

A_L internal anomaly

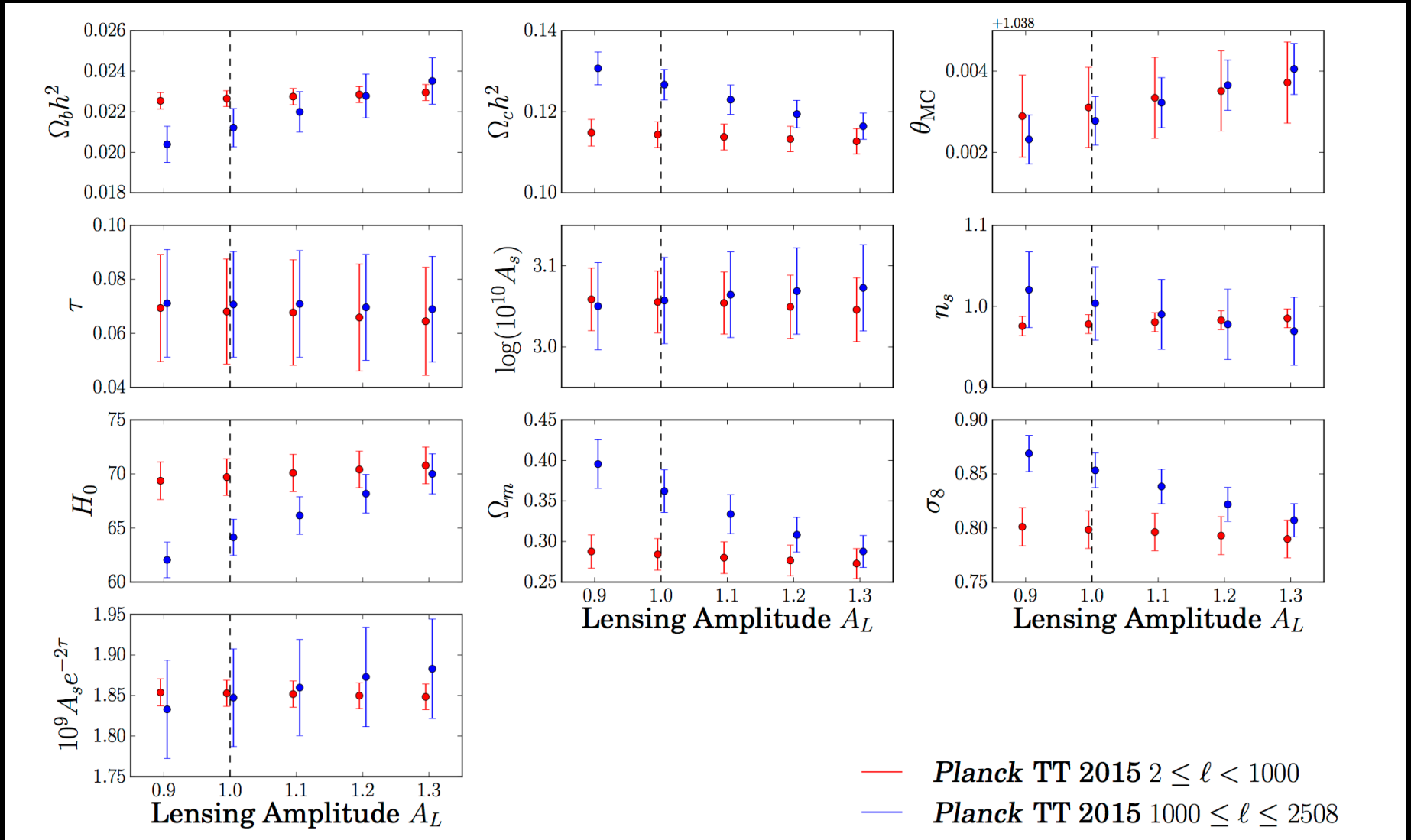


Marginalized 68.3% confidence Λ CDM parameter constraints from fits to the $l < 1000$ and $l \geq 1000$ Planck TT 2015 spectra, fixing A_L at different values. Tension at more than 2σ level is apparent in $\Omega_c h^2$ and derived parameters, including H_0 , Ω_m , and σ_8 .

A_L internal anomaly




A_L internal anomaly



Increasing A_L smooths out the high order acoustic peaks, improving the agreement between the two multipole ranges.

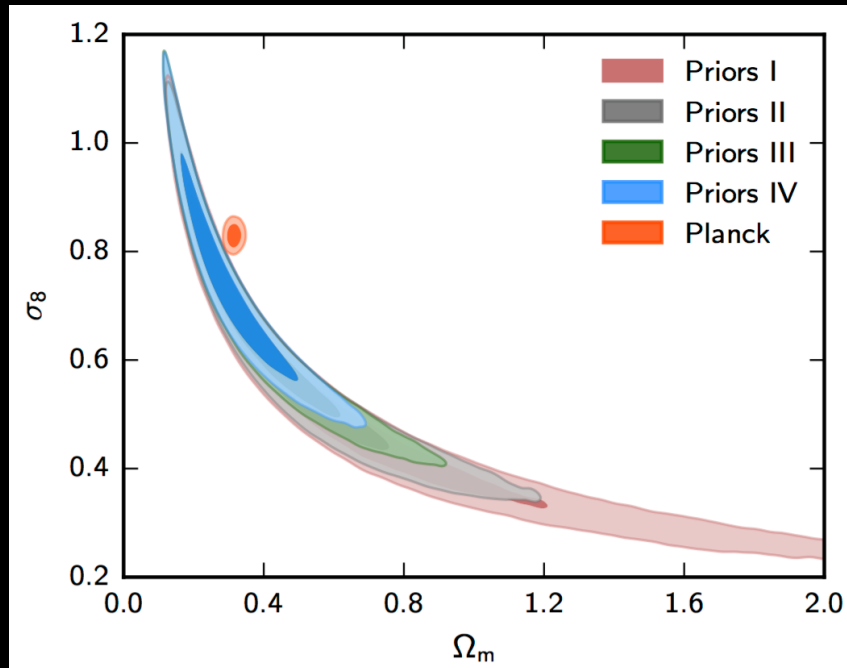
S8 tension



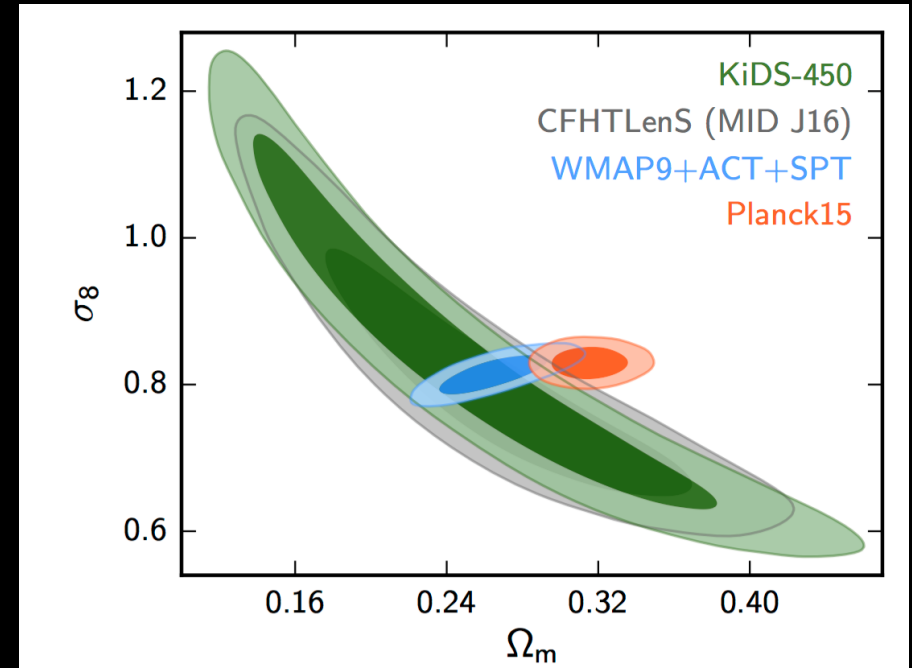
$$S_8 \equiv \sigma_8 \sqrt{\Omega_m / 0.3}$$

A tension on **S8** is present between the Planck data in the Λ CDM scenario and the cosmic shear data.

S8 tension



Joudaki et al, arXiv:1601.05786



Hildebrandt et al., arXiv:1606.05338.

$$S_8 \equiv \sigma_8 \sqrt{\Omega_m / 0.3}$$

The **S8 tension** is at about **2.6 sigma** level between the Planck data in the Λ CDM scenario and CFHTLenS survey and KiDS-450.

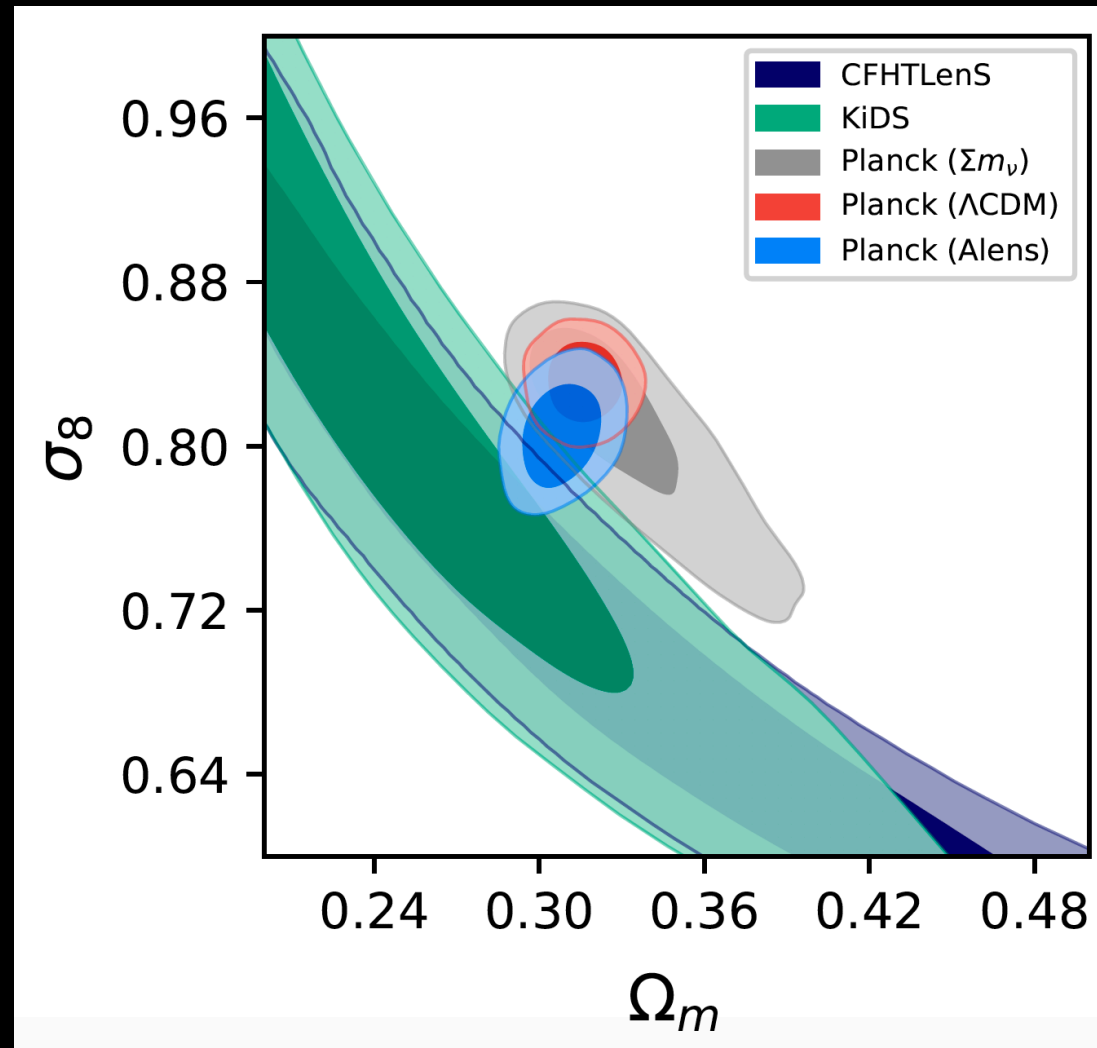
The S8 tension

This is mainly due to the anomalous value of A_L .

We find that the CMB and cosmic shear datasets, in tension in the standard Λ CDM model, are still in tension adding massive neutrinos.

However, if we include the additional scaling parameter on the CMB lensing amplitude A_L , we find that this can put in agreement the Planck 2015 with the cosmic shear data.

A_L is a phenomenological parameter that is found to be more than 2σ higher than the expected value in the Planck 2015 data, suggesting a higher amount of lensing in the power spectra, not supported by the trispectrum analysis.



Di Valentino and Bridle, *Symmetry* 10 (2018) no.11, 585

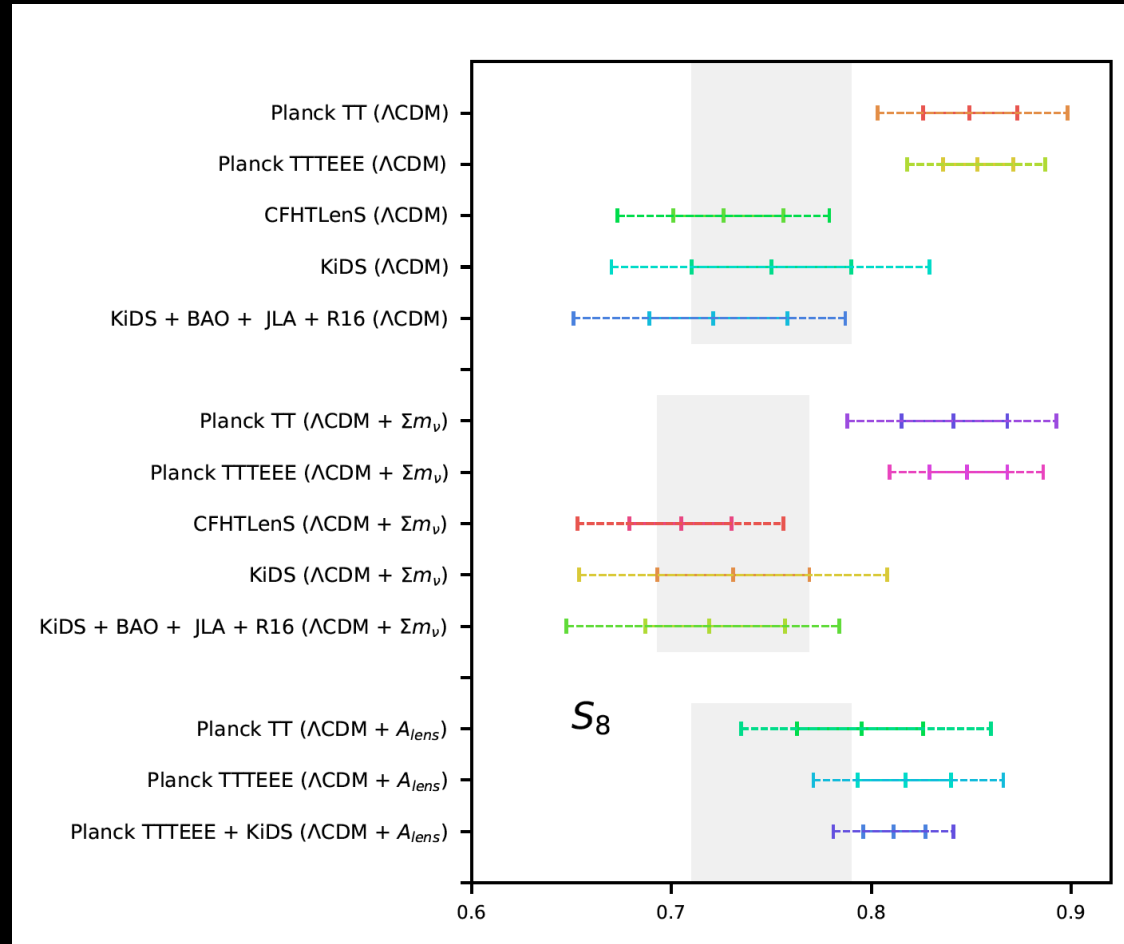
The S8 tension

This is mainly due to the anomalous value of A_L .

We find that the CMB and cosmic shear datasets, in tension in the standard Λ CDM model, are still in tension adding massive neutrinos.

However, if we include the additional scaling parameter on the CMB lensing amplitude A_L , we find that this can put in agreement the Planck 2015 with the cosmic shear data.

A_L is a phenomenological parameter that is found to be more than 2σ higher than the expected value in the Planck 2015 data, suggesting a higher amount of lensing in the power spectra, not supported by the trispectrum analysis.



Di Valentino and Bridle, *Symmetry* 10 (2018) no.11, 585

Curvature of the universe

The Λ CDM model assumes that the universe is specially flat. The combination of the Planck temperature and polarization power spectra give

$$\Omega_K = -0.044^{+0.018}_{-0.015} \quad (68\%, \text{Planck TT,TE,EE+lowE}),$$

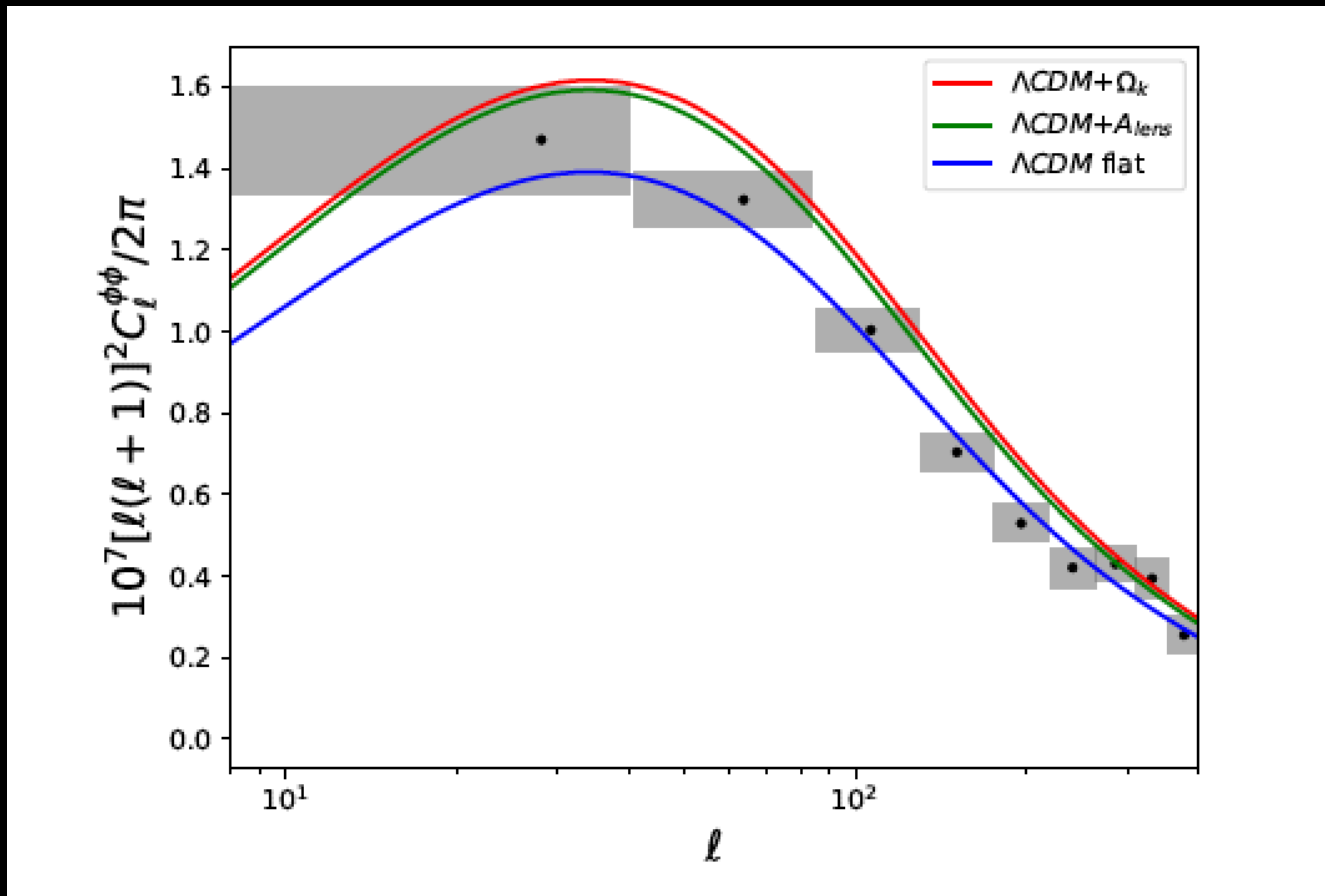
a detection of curvature at about 3.4σ .

This is not entirely a volume effect, since the best-fit $\Delta\chi^2$ changes by -11 compared to base Λ CDM when adding the one additional curvature parameter.

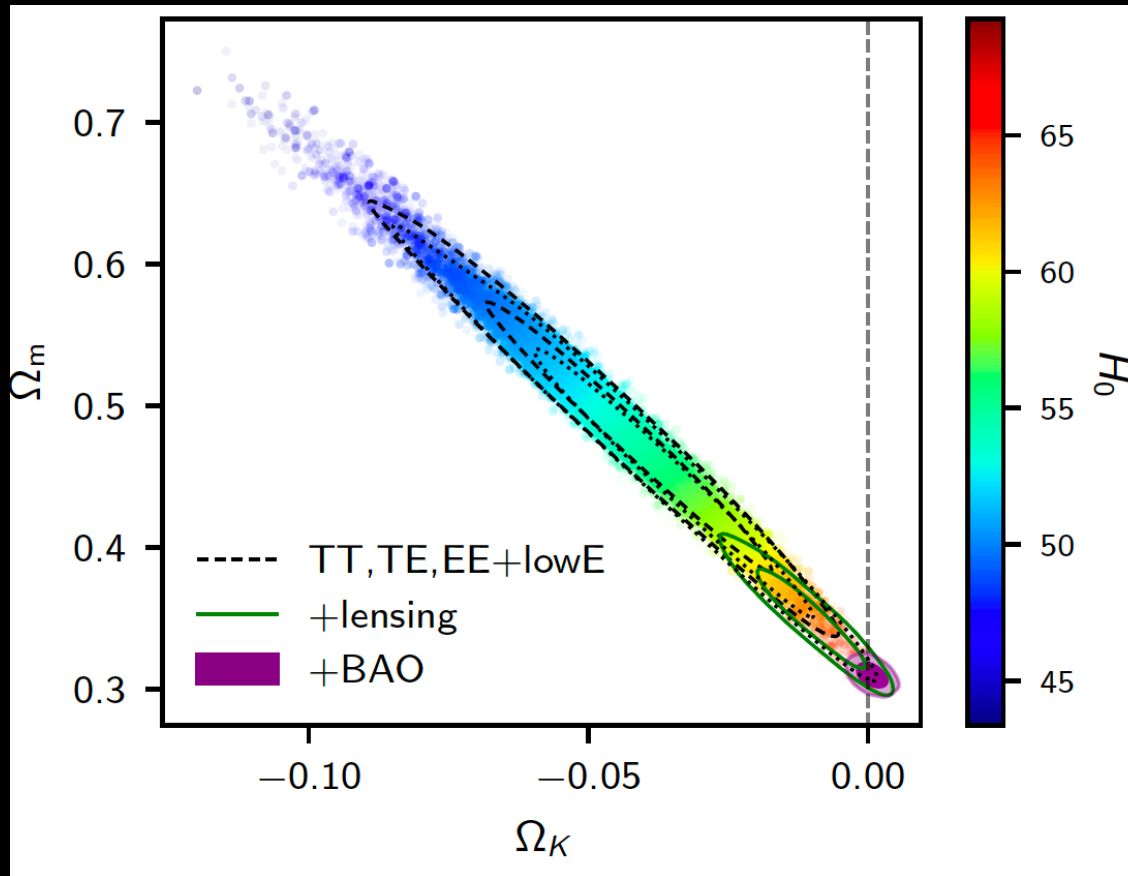
Curvature of the universe

The reasons for the pull towards negative values of Ω_K are essentially the same as those that lead to the preference for $AL > 1$, although slightly exacerbated in the case of curvature, since the low multipoles also fit the low-temperature likelihood slightly better if $\Omega_K < 0$.

In fact, closed models predict substantially higher lensing amplitudes than in Λ CDM, because the dark matter content can be greater, leading to a larger lensing signal.



Curvature of the universe



Adding BAO data, filled contours, convincingly breaks the geometric degeneracy giving a joint constraint very consistent with a flat universe.

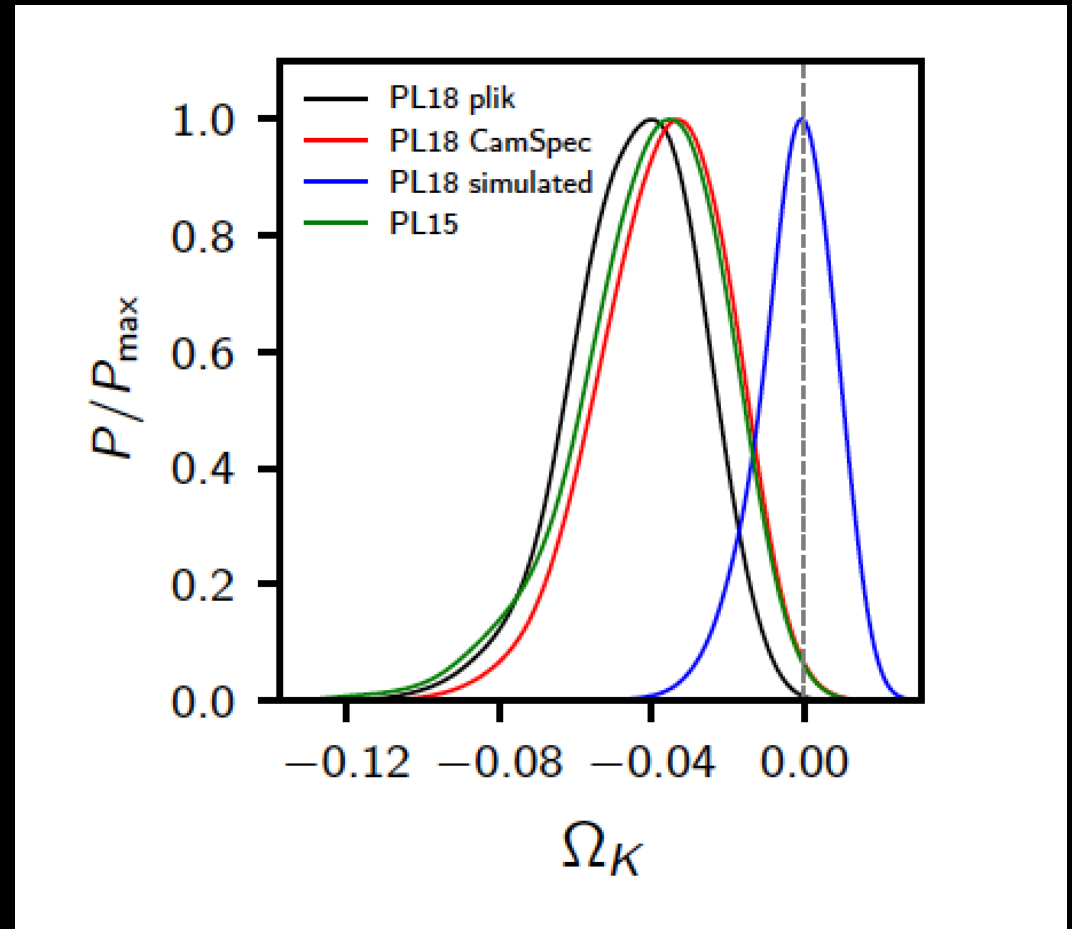
$$\Omega_K = 0.0007 \pm 0.0019 \quad (68\%, \text{TT, TE, EE+lowE} \\ \text{+lensing+BAO}).$$

Curvature of the universe

To compare the Planck results with other experiments we first check if Planck can provide an **unbiased and reliable estimate** of the curvature of the Universe. This may not be the case since a "geometrical degeneracy" is present with Ω_m .

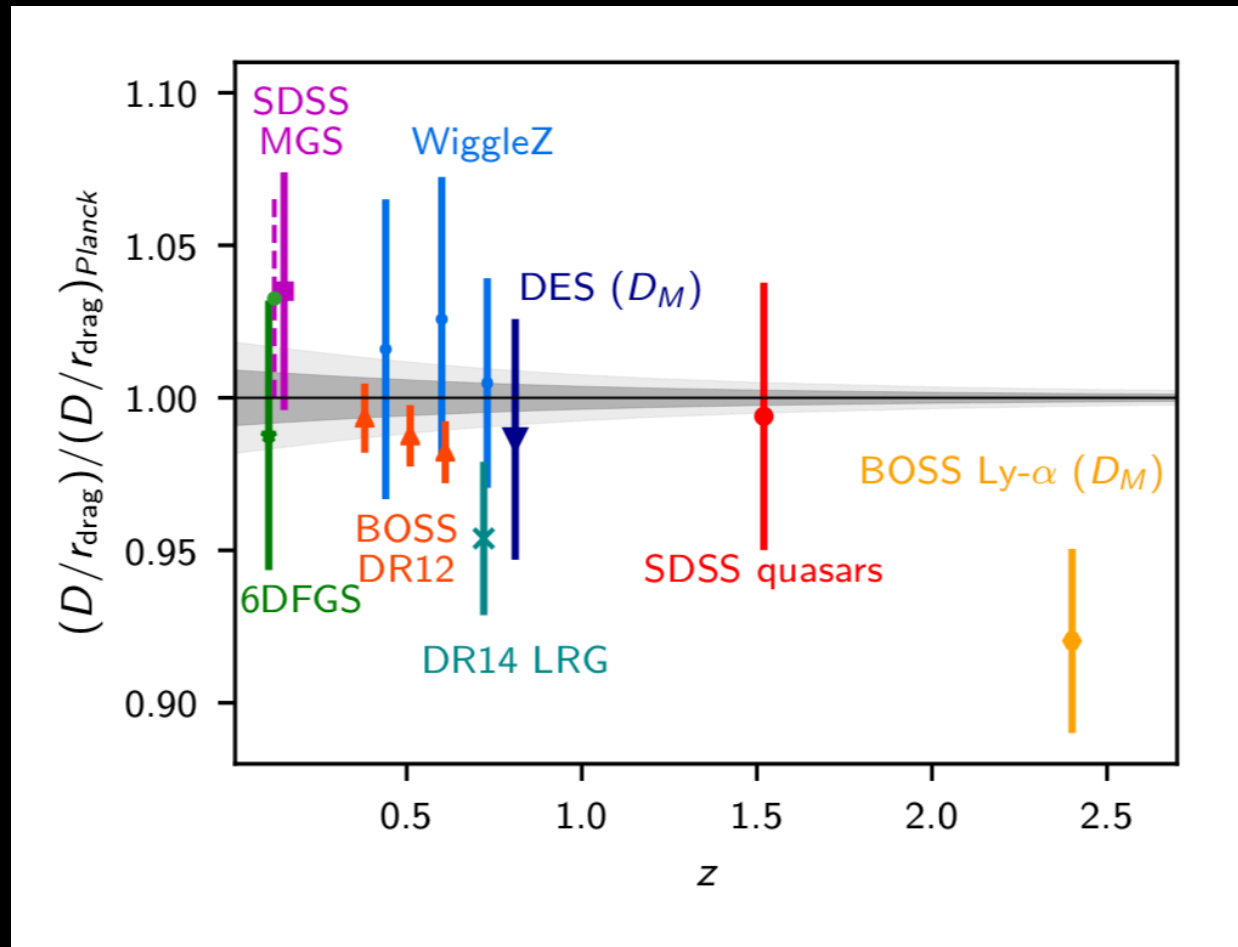
When precise CMB measurements at arc-minute angular scales are included, since **gravitational lensing** depends on the matter density, its detection **breaks the geometrical degeneracy**. The Planck experiment with its improved angular resolution offers the unique opportunity of a precise measurement of curvature from a single CMB experiment.

We simulated Planck, finding that such experiment could constrain curvature with a 2% uncertainty, without any significant bias towards closed models.



Di Valentino, Melchiorri and Silk, Nature Astronomy (2019)

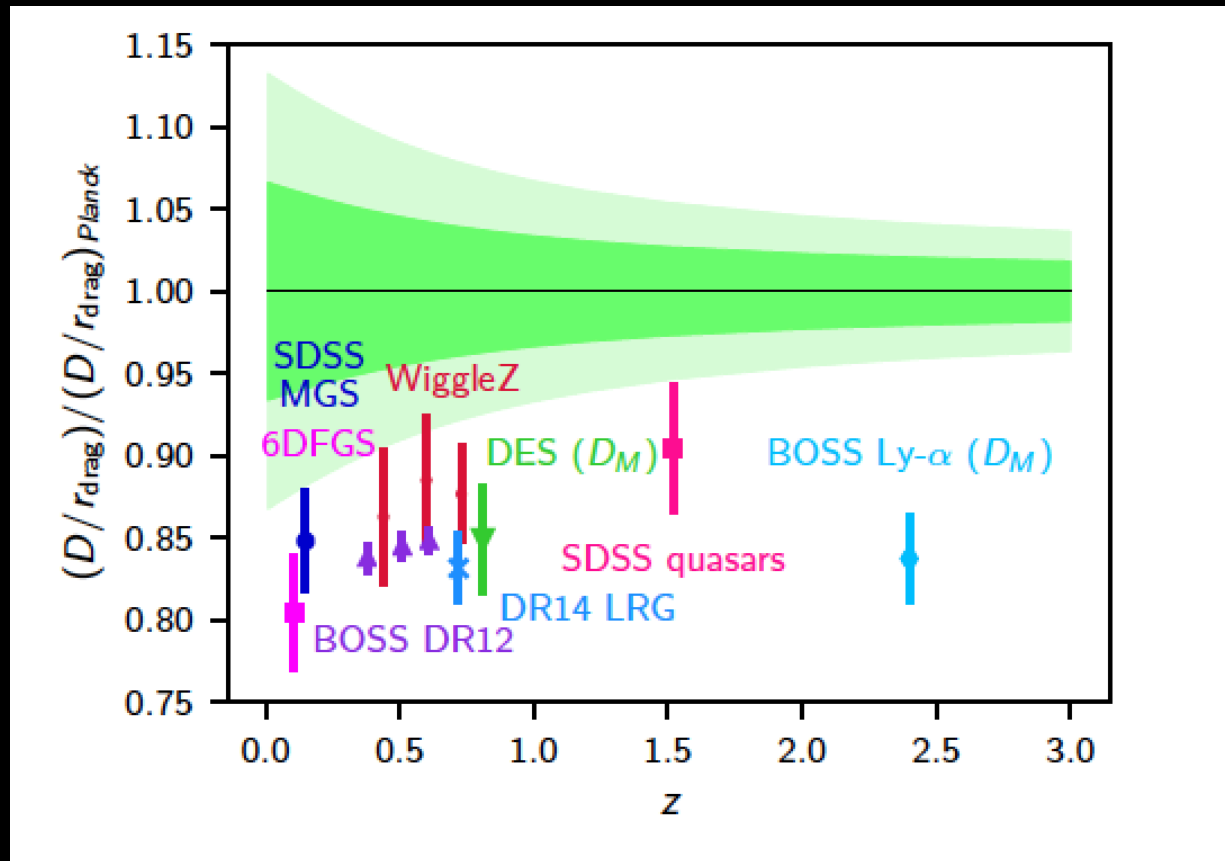
Curvature of the universe



Planck 2018, Aghanim et al., arXiv:1807.06209 [astro-ph.CO]

In a Λ CDM model the BAO data agree really well with the Planck measurements...

Curvature of the universe



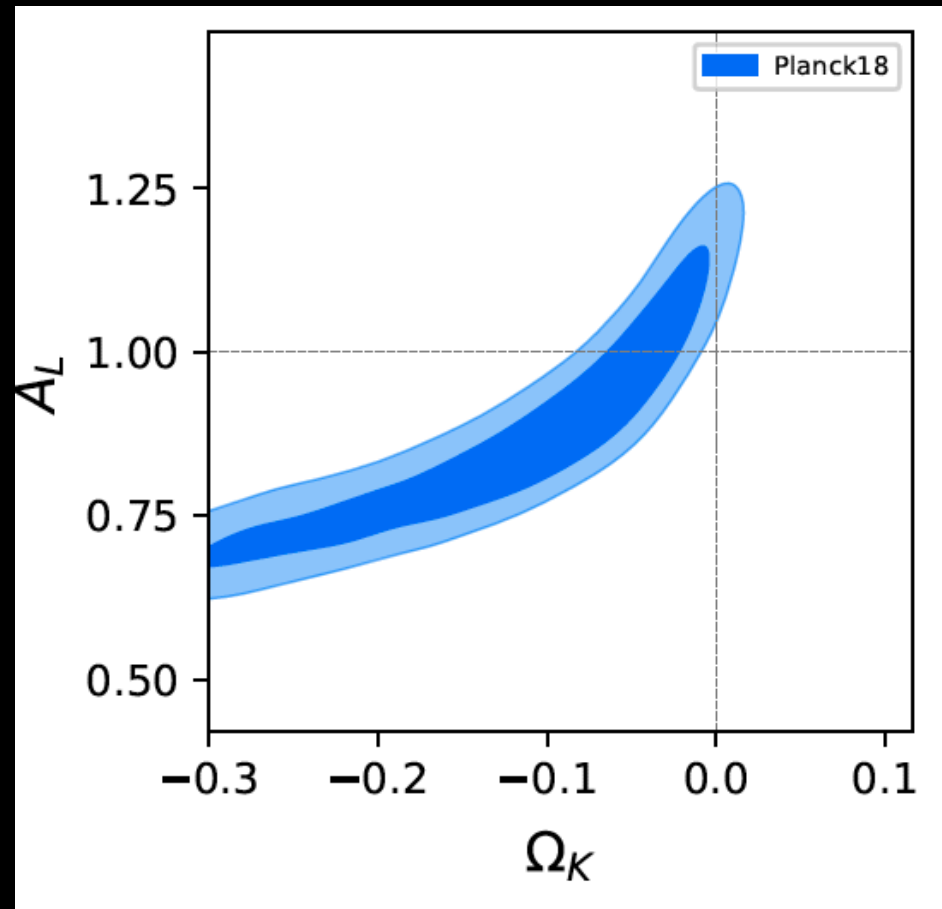
Di Valentino, Melchiorri and Silk, Nature Astronomy (2019)

when we let curvature to vary...

Planck spectra are inconsistent with BAO measurements at more than 3σ !

The assumption of a flat universe could therefore mask a cosmological crisis where disparate observed properties of the Universe appear to be mutually inconsistent.

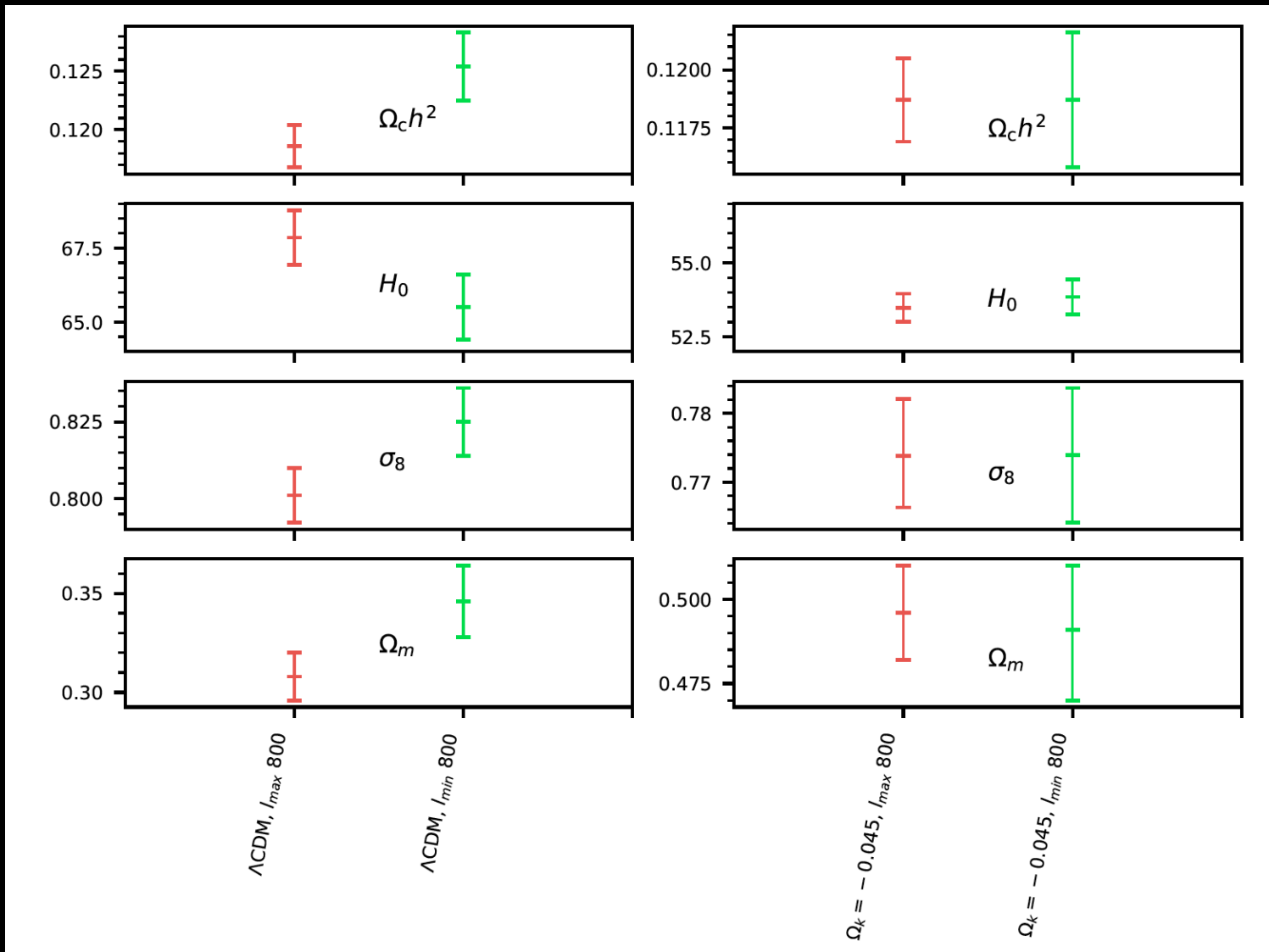
Curvature can explain A_L



Di Valentino, Melchiorri and Silk, *Nature Astronomy* (2019)

A degeneracy between curvature and the A_L parameter is clearly present. **A closed universe can provide a physical explanation** to the enhancement of the lensing amplitude. Note that a model with $\Omega_K < 0$ is slightly preferred with respect to a flat model with $A_L > 1$.

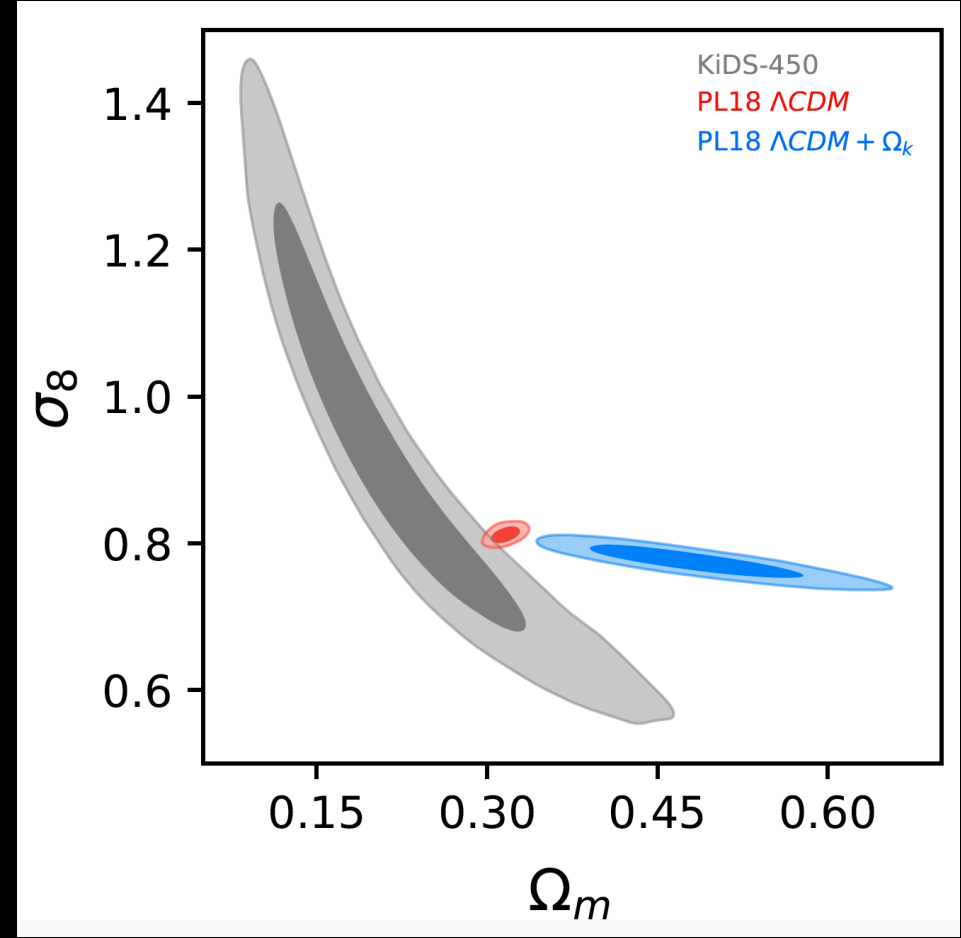
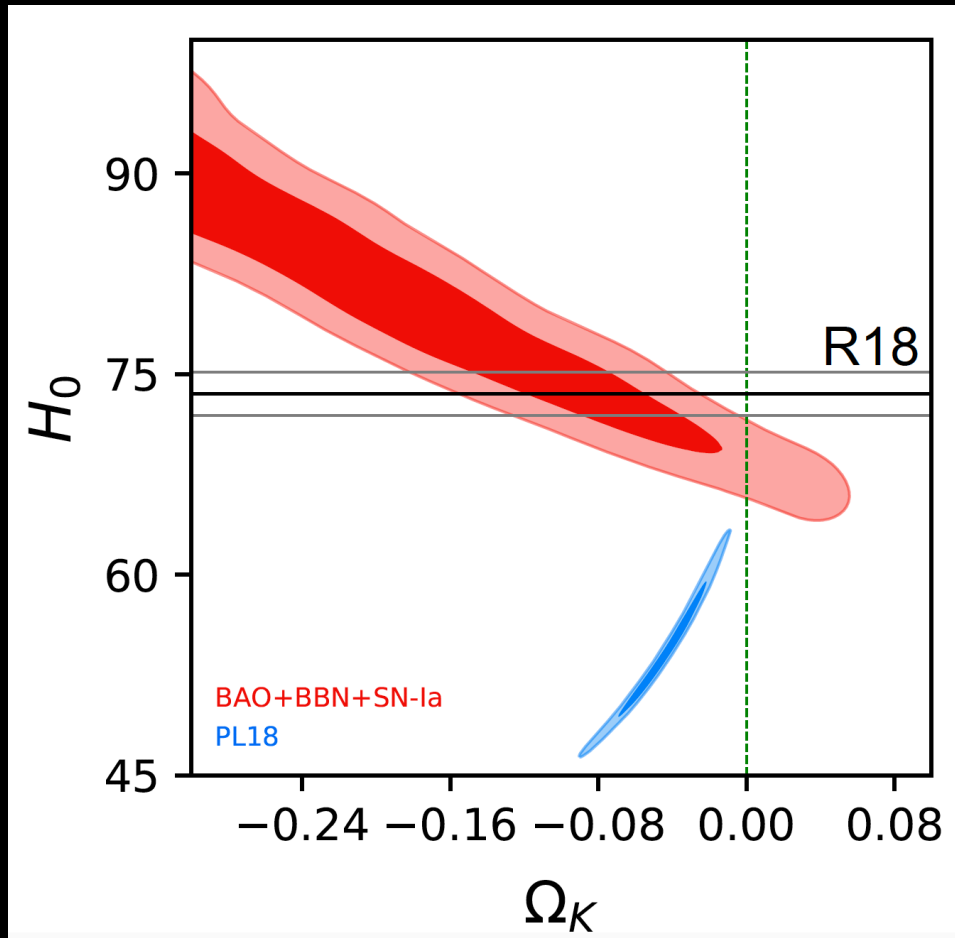
Curvature can explain internal tension



Di Valentino, Melchiorri and Silk, Nature Astronomy (2019)

Fixing Ω_k to the best fit value we improve the agreement between the two multipole ranges.

Curvature can't explain external tensions



Di Valentino, Melchiorri and Silk, Nature Astronomy (2019)

However, varying Ω_k the well know tensions on H_0 and S_8 are exacerbated.

Summarising

Extended neutrino scenarios seem no more suitable for solving the H_0 tension when the Planck polarisation is considered, but a phantom like dark energy equation of state is still OK.

We studied a simple IDE model that relieve the H_0 tension hinting for an interaction different from zero at more than 5σ . Even when BAO data are added in the analysis the Hubble constant tension is reduced at less than 3σ .

The excess of lensing in the Planck temperature power spectrum seems to be responsible for the tension with the cosmic shear data.

An indication at more than 3 standard deviation is present in the Planck 2018 CMB data for a closed universe than can explain the excess of lensing, but increases the tension with the other cosmological probes.

In order to have a new concordance model,
next decade of experiments will be decisive.

For any questions:

eleonora.divalentino@manchester.ac.uk

References

- Aghanim et al. [Planck Collaboration], arXiv:1807.06209 [astro-ph.CO];
- Bennett et al. [WMAP collaboration], arXiv:1212.5225 [astro-ph.CO];
- Ade et al. [Planck Collaboration], arXiv:1502.01598 [astro-ph.CO];
- Aghanim et al. [Planck Collaboration], arXiv:1605.02985 [astro-ph.CO];
- Riess et al. arXiv:1604.01424v3;
- Riess et al. arXiv:1801.01120 [astro-ph.SR];
- Riess et al. 2018, ApJ, 861, 126
- Wong et al. arXiv:1907.04869v1
- Riess et al. arXiv:1903.07603 [astro-ph.CO];
- Dhawan et al. Astron.Astrophys. 609 (2018) A72
- Burns et al. [CSP collaboration], Astrophys.J. 869 (2018) no.1, 56
- Joudaki et al, arXiv:1601.05786;
- Hildebrandt et al., arXiv:1606.05338 [astro-ph.CO];
- Mangano et al., Nucl. Phys. B 729, 221 (2005) [hep-ph/0506164];
- Archidiacono et al. Adv.High Energy Phys. 2013 (2013) 191047;
- Calabrese et al., Phys. Rev. D, 77, 123531;
- Di Valentino and Bridle, Symmetry 10 (2018) no.11, 585
- Di Valentino et al., Phys.Rev. D96 (2017) no.2, 023523;
- Heymans et al., Mon. Not. Roy. Astron. Soc. 427, 146 (2012);
- Erben et al., Mon. Not. Roy. Astron. Soc. 433, 2545 (2013);
- Beutler et al., Mon. Not. Roy. Astron. Soc. 416, 3017 (2011);
- Ross et al., Mon. Not. Roy. Astron. Soc. 449, no. 1, 835 (2015);
- Anderson et al. [BOSS Collaboration], Mon. Not. Roy. Astron. Soc. 441, no. 1, 24 (2014);
- M. Betoule et al. [SDSS Collaboration] Astron. Astrophys 568, A22 (2014);
- Gavela et al. J. Cosmol. Astropart. Phys. 07 (2009) 034
- Di Valentino et al. Phys.Rev. D96 (2017) no.4, 043503
- Abbott et al. arXiv:1710.05835 [astro-ph.CO]
- Adam et al. [Planck Collaboration], arXiv:1502.01582 [astro-ph.CO];
- Aghanim et al. [Planck Collaboration], arXiv:1507.02704 [astro-ph.CO];
- Aghanim et al. [Planck Collaboration], arXiv:1605.02985 [astro-ph.CO];
- Di Valentino et al. arXiv:1908.04281
- Di Valentino et al. arXiv:1910.09853
- Di Valentino, Melchiorri and Silk, Nature Astronomy 2019.