

Proceedings

A Thermal Sensor-Based Decision Support System for the Identification of Roof Leaks and Cracks[†]

Paramasivam Alagumariappan ^{1,*} and Kamalanand Krishnamurthy ²

¹ Department of Electrical and Electronics Engineering, B. S. Abdur Rahman Crescent Institute of Science and Technology, Chennai 600048, India; parama.ice@gmail.com

² Department of Instrumentation Engineering, MIT Campus, Anna University, Chennai 600044, India; kamalanand@mitindia.edu

* Correspondence: parama.ice@gmail.com; Tel.: +91-984-378-0801

† Presented at the 6th International Electronic Conference on Sensors and Applications, 15–30 November 2019; Available online: <https://ecsa-6.sciforum.net/>

Published: 14 November 2019

Abstract: The leaks in roofs and cracks in walls of buildings are common and need immediate attention. The roof leaks or cracks lead to water seepage resulting in structural damage to the ceiling wall. In this work, the roof leaks or cracks are identified using the proposed thermal sensor-based decision support system. Further, the thermal camera is interfaced with a handy single on-board computer. The supervised machine learning algorithm is coded inside the single on-board computer and the thermal images captured using the thermal camera is utilized for the fault identification. Further, the trained network is tested using a new set of thermal images for identification of faults. Results demonstrate that the proposed system is efficient in locating and identification of faults. Since the single on-board has an inbuilt Wi-Fi, the decision support can be stored in the cloud server with a specific unique Uniform Resource Locator (URL) address. Also, by accessing the appropriate URL, the decision support system can be accessed from remote locations.

Keywords: machine learning; roof leaks; thermal camera; decision support

1. Introduction

Recent years, the majority of the domestic and commercial buildings in developing countries like India, Pakistan, Bangladesh etc. are constructed with cement material. Due to the climatic changes, the cracks and leaks in the roofs/walls are very common since the walls are subjected to several seasons. So, it is mandatory to identify the leaks and cracks of walls at the initial stage to minimize severe effects. The early detection of leaks and cracks avoids various drawbacks such as structural damage, repair cost etc.

The advancement in technologies leads to the design of various paint materials which covers the outer layer of walls. In many cases, the paint coating hides the cracks of walls which is occurred internally leads to leaks at later stages. These internal cracks cannot be visualized by normal sights lead for the development of some assistance systems.

Machine Learning is a subfield of Artificial Intelligence and it is concerned with the development of methods which enables the computer to learn. Nowadays, the machine learning algorithms are widely used in many fields such as automatic flight control, vehicle maneuvering, surveillance and security etc [1]. An automated decision support system has increased significantly over the past few years and algorithms such as Naive Bayes classifier, support vector machines, artificial neural networks, etc, are widely used techniques in approaching the decision support problem [2].

Maniruzzaman et al. (2017) [3] have adapted Gaussian Process based classification technique using three kernels such as linear, polynomial and radial basis kernel to classify diabetes. Further,

the authors have investigated the performance of a GP-based classification technique in comparison to existing techniques such as Linear Discriminant Analysis (LDA), Quadratic Discriminant Analysis (QDA), and Naïve Bayes (NB). Nikam (2015) [4] have discussed the various classification algorithms such as K-Nearest Neighbor, Naïve Bayes, SVM and ANN along with their features and limitations.

The objective of this work is to develop an automated decision support system to identify the leaks and cracks in walls of buildings.

2. Materials and Methods

2.1. Proposed Decision Support System

In this work, the AMG8833 type thermal camera module is utilized for thermal image acquisition which is connected to single on-board computer to identify leaks and cracks in walls. Further, the Raspberry PI 3 Model B+ is used as a single on-board computer. Figure 1 shows the block diagram of a proposed decision support system to identify leaks and cracks in walls. The images acquired using thermal camera module is given to the Raspberry PI type single on-board computer. Further, the informative features are extracted using two different feature extraction techniques namely Image Entropy and Gray level Co-occurrence Matrix (GLCM) Energy. Also, the extracted features are given as an input to supervised machine learning algorithm namely Support Vector Machine (SVM) with three different kernels such as Linear, Gaussian and Polynomial is utilized as a classifier, which is coded inside the single on-board computer. The output of the SVM classifier with three different kernels are analyzed and the classifier with accuracy and sensitivity is utilized for decision support to identify leaks and cracks in walls. Since, the raspberry PI has inbuilt WiFi module, the decision support is uploaded to cloud server. Therefore, the inspector can access the decision support remotely by using appropriate website URL. Also, the python software is utilized to code the SVM algorithms with three different kernels inside single on-board computer.

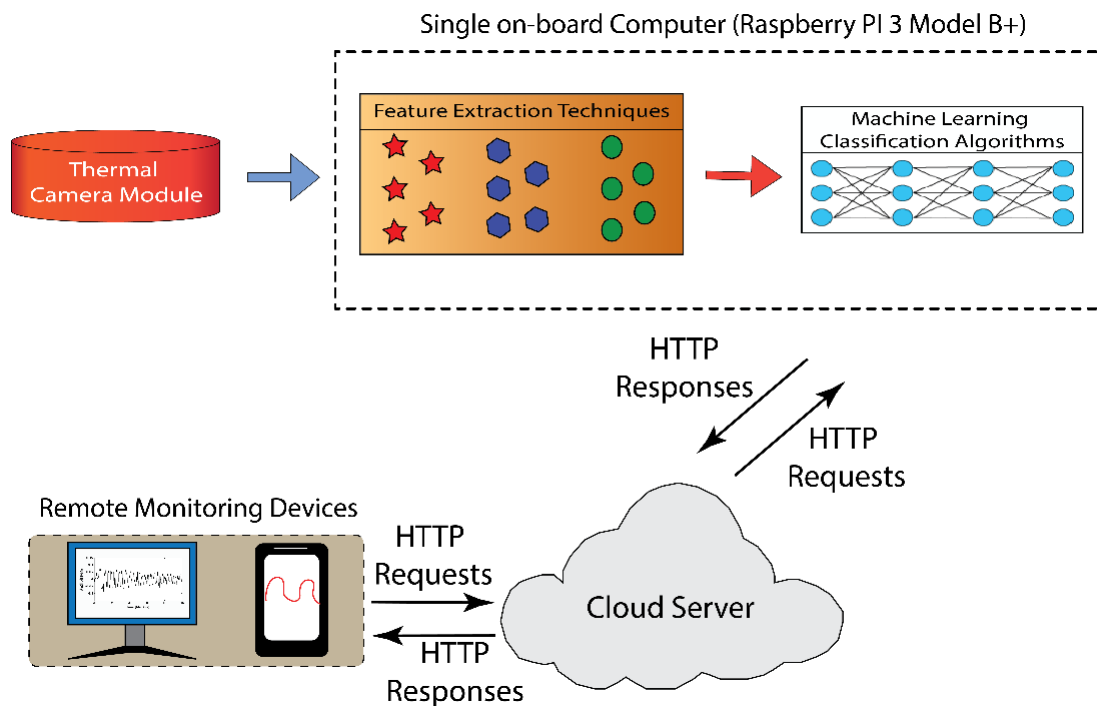


Figure 1. Block Diagram of a proposed decision support system.

2.2. Feature Extraction Techniques

Image entropy is defined as a scalar value which represents the entropy of grayscale image I and is a measure of the disorder or randomness that can be used to characterize the texture of the

input image [5,6]. Images with lesser entropy have lot of black regions, less contrast and large number of pixels. Image entropy is expressed by an equation [7]:

$$IM = -\sum_i P_i \log_2 P_i \tag{1}$$

where, P_i is the probability that the difference between two adjacent pixels is equal to i , and \log_2 is the base 2 logarithm [7]. The GLCM Energy is a sum of squared elements in the GLCM matrix [8].

$$E = \sum_{i,j} p(i, j)^2 \tag{2}$$

2.3. Support Vector Machine Classifier

Boser et al. [9] (1992) have proposed a classification algorithm called support vector machine based on statistical learning theory. Since, the proposed research work is a two-class binary classification problem, the adopted SVM classifier finds the most effective hyperplane which is a classification line and divides all input samples into two classes. The input samples nearest to the classification line are called support vectors. The training set of the SVM classifier is expressed as [10]:

$$X = \{(y^1, z^1), (y^2, z^2), \dots, (y^n, z^n)\}, y \in S^n, z \in \{-1, 1\} \tag{3}$$

The classification line is derived as:

$$X(n) = (w.n) + a \tag{4}$$

where, n is a sample vector represented to a high dimensional space, z is the class label of X . Further, the SVM classifier estimates and obtains the equation of classification line with the help of w and a parameters. Also, the SVM classifier has different kernel functions such as Linear, Gaussian, Polynomial etc. which can be assigned for the decision function. The SVM model can be developed by representing the input vectors onto a new feature space. The kernel functions are used to construct optimal hyperplane in the new high dimensional feature space. The Linear SVM (LSVM) maps the non-linear input space into the new linearly separable space and it can be expressed as,

$$K(x_i, x_j) = \Phi(x_i) \cdot \Phi(x_j) \tag{5}$$

where, x_i and x_j are the input feature vectors. Further, the optimal separating hyperplane is constructed and all the vectors lying on one side of the hyperplane are labeled as -1, and all vectors lying on another side are labeled as +1 [11,12].

In this work, the SVM based supervised machine learning classifier with three different kernels are trained using 100 train images with leaks and cracks of walls. After the training process, the 50 test images with leaks and cracks of walls are utilized to find the performance of the adopted classifier. The two different performance parameters namely accuracy and sensitivity are calculated for SVM classifier with three different kernels such as Linear, Gaussian and Polynomial.

$$Accuracy = (TP + TN) / (TP + FP + TN + FN) \tag{6}$$

$$Sensitivity = TP / (TP + FN) \tag{7}$$

3. Results and Discussion

Figure 2a,b show typical image without leaks acquired from both PI camera and thermal camera module respectively. It is seen that the two different cameras were utilized to acquire images in a same location. Further, the acquired thermal image using thermal camera module was taken for further processes. Also, the Figure 3a,b show typical image with leaks acquired from both PI camera and thermal camera module respectively. The 100 train images with and without leaks were acquired with thermal camera module at different locations were utilized to train SVM classifiers. Also, 50 test

images were acquired using thermal camera module, in which 25 images were with leaks and 25 images were without leaks.




Figure 2. Typical image without leaks acquired using (a) PI camera; (b) thermal camera respectively.

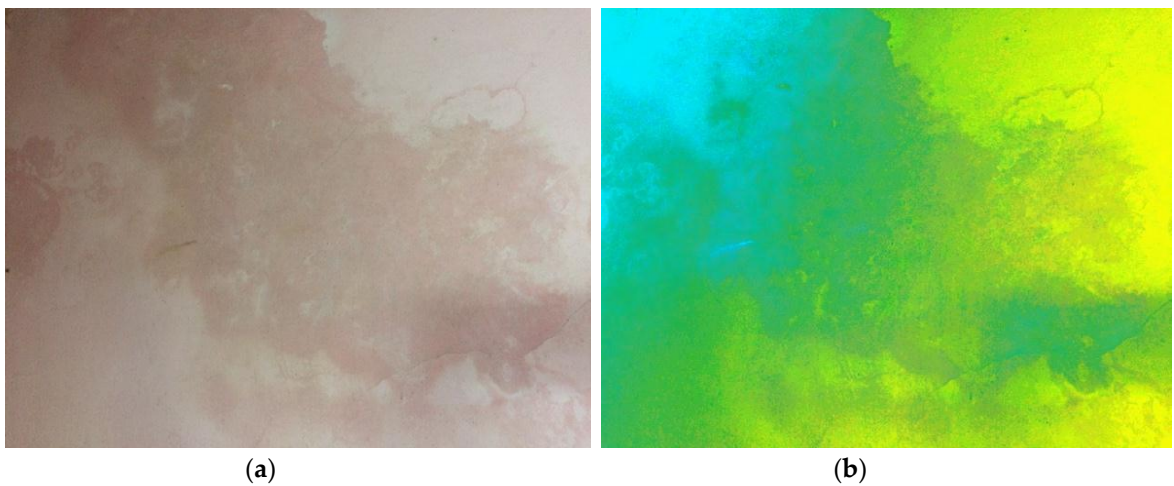


Figure 3. Typical image with leaks acquired using (a) PI camera; (b) thermal camera respectively.

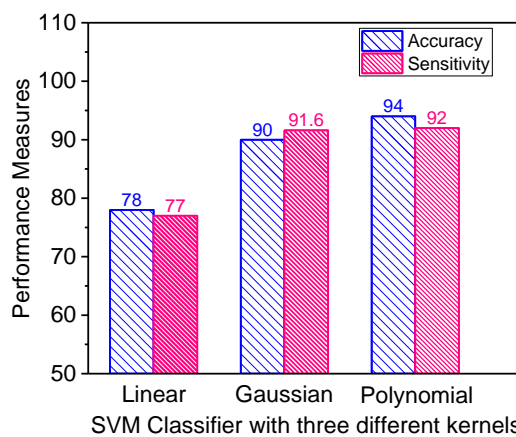


Figure 4. Performance Measures of SVM classifiers.

Figure 4 shows the performance measures of SVM classifier with three different kernels such as Linear, Gaussian and Polynomial (order = 8). It is seen that the accuracy and sensitivity of SVM classifier with polynomial kernel is higher when compared to the other SVM kernels. Also, it is observed that the SVM classifier with Gaussian kernel has very good sensitivity (91.6%) almost similar to the SVM classifier with Polynomial kernel. Therefore, the SVM classifier with Polynomial

kernel is utilized to design an automated decision support system since it has good performance measures when compare to other SVM classifiers. The performance measures namely accuracy and sensitivity of SVM classifier with three different kernels are presented in the Table 1. It is seen that the accuracy and sensitivity of the adopted SVM classifier with polynomial kernel (order = 8) is 94% and 92% respectively. Also, it is observed that the performance of an SVM classifier can be improved by increasing various train images.

Table 1. Performance Measures of SVM Classifier with three different kernels.

Performance Measures	Accuracy (%)	Sensitivity (%)
Linear SVM Classifier	78	77
Gaussian SVM Classifier	90	91.6
Polynomial SVM Classifier (order = 8)	94	92

Figure 5 shows the front-end display for automated decision support system to identify cracks in walls. Further, the webpage is designed using Hypertext Markup language (HTML) code and the remote open source cloud server namely localtunnel.me is utilized to store decision output universally.




Figure 5. Front end display for decision support system.

4. Conclusions

In this work, a decision support system was developed to the identify leaks and cracks in walls of buildings. The images of walls with and without leaks/cracks were acquired using thermal camera module. Further, the informative features namely Image Entropy and GLCM Energy was extracted from the acquired thermal images and was utilized to develop efficient classification systems. Also, the supervised learning-based Support Vector Machine (SVM) with three different kernels such as Linear, Gaussian and Polynomial (order = 8) were used for the classification of images with and without leaks/cracks. Results demonstrate that the SVM classifier with Polynomial kernel is good when compared to SVM with Linear and Gaussian kernels. It is observed that the accuracy and sensitivity of SVM classifier with Polynomial kernel is 94% and 92% respectively. Therefore, the SVM classifier with Polynomial kernel was adopted as decision support system for the classification of leaks/cracks in walls of buildings.

Author Contributions: Paramasivam Alagumariappan and Kamalanand Krishnamurthy conceived the idea of this manuscript. Paramasivam Alagumariappan designed the experiments and acquired the thermal images. Paramasivam Alagumariappan and Kamalanand Krishnamurthy have performed the analysis. Both the authors

have contributed towards preparing the manuscript. Both the authors have read and approved the final manuscript.

Conflicts of Interest: The authors declare no conflict of interest.

References

1. Maniruzzaman, M.; Kumar, N.; Abedin, M.M.; Islam, M.S.; Suri, H.S.; El-Baz, A.S.; Suri, J.S. Comparative approaches for classification of diabetes mellitus data: Machine learning paradigm. *Computer Methods and Programs in Biomedicine* **2017**, *152*, 23–34.
2. Nikam, S.S. A comparative study of classification techniques in data mining algorithms. *Oriental journal of computer science & technology* **2015**, *8*, 13–19.
3. Sung, K.K.; Poggio, T. Example-based learning for view-based human face detection. *IEEE Transactions on pattern analysis and machine intelligence* **1998**, *20*, 39–51.
4. Dollar, P.; Wojek, C.; Schiele, B.; Perona, P. Pedestrian detection: An evaluation of the state of the art. *IEEE transactions on pattern analysis and machine intelligence* **2012**, *34*, 743–761.
5. Wacker, M.; Witte, H. Time-frequency techniques in biomedical signal analysis. *Methods of Information in Medicine* **2013**, *52*, 279–296.
6. Viertiö-Oja, H.; Maja, V.; Särkelä, M.; Talja, P.; Tenkanen, N.; Tolvanen-Laakso, H.; Meriläinen, P. Description of the Entropy™ algorithm as applied in the Datex-Ohmeda S/5™ Entropy Module. *Acta Anaesthesiologica Scandinavica* **2004**, *48*, 154–161.
7. Ekštejn, K.; Pavelka, T. Entropy and entropy-based features in signal processing. In Proceedings of PhD workshop systems & control, 2004.
8. Panek, D.; Kropik, P.; Predota, A. On fractal dimension estimation. *Przeegląd Elektrotechniczny* **2011**, *5*, 120–122.
9. Boser, B. A training algorithm for optimal margin classifiers. In Proceedings of the fifth annual workshop on Computational learning theory 1992, ACM; pp. 144–152.
10. Onay, A.; Onay, M.; Abul, O. Classification of nervous system withdrawn & approved drugs with ToxPrint features via machine learning strategies. *Computer Methods and Programs in Biomedicine* **2017**, *142*, 9–19.
11. Huang, M.W.; Chen, C.W.; Lin, W.C.; Ke, S.W.; Tsai, C.F. SVM and SVM ensembles in breast cancer prediction. *PLoS ONE* **2017**, *12*, e0161501.
12. Lee, G.; Gurm, H.S.; Syed, Z. Predicting complications of percutaneous coronary intervention using a novel support vector method. *Journal of the American Medical Informatics Association* **2013**, *20*, 778–786.



© 2019 by the authors. Licensee MDPI, Basel, Switzerland. This article is an open access article distributed under the terms and conditions of the Creative Commons Attribution (CC BY) license (<http://creativecommons.org/licenses/by/4.0/>).