

\*Proceedings\*

# Genetic Improvement of *Torulaspora delbrueckii* for Wine Fermentation †

Alberto Martínez <sup>1,\*</sup>, Rocío Velázquez <sup>1</sup>, Emiliano Zamora <sup>2</sup>, María L. Álvarez <sup>2</sup>, Célénie Desarbres <sup>3</sup>, Patricia Gil <sup>1</sup>, Joaquín Bautista-Gallego <sup>1</sup>, Luis M. Hernández <sup>1</sup> and Manuel Ramírez <sup>1</sup>

<sup>1</sup> Departamento de Ciencias Biomédicas (Área de Microbiología), Facultad de Ciencias, Universidad de Extremadura, 06006 Badajoz, Spain; email1@gmail.com (R.V.); email2@gmail.com (P.G.); email3@gmail.com (J.B.-G.); email4@gmail.com (L.M.H.); email5@gmail.com (M.R.)

<sup>2</sup> Estación Enológica, Junta de Extremadura, 06200 Almendralejo, Spain; email1@gmail.com (E.Z.); email2@gmail.com (M.L.Á.)

<sup>3</sup> IUT Génie Biologique, Université de Bourgogne BP 17867 CEDEX, 21078 Dijon, France; email1@gmail.com

\* Correspondence: albertomb@unex.es

† Presented at the 1st International Electronic Conference on Food Science and Functional Foods, 10–25 November 2020; Available online: [https://foods\\_2020.sciforum.net/](https://foods_2020.sciforum.net/).

Received: date; Accepted: date; Published: date

**Abstract:** The use of *Torulaspora delbrueckii* has been repeatedly proposed to improve wine's organoleptic quality. However, this yeast has lower efficiency in completing wine fermentation than *Saccharomyces cerevisiae* since it has less fermentation capability and greater sensitivity to SO<sub>2</sub>, ethanol, and CO<sub>2</sub> pressure. Therefore, the completion of fermentation is not guaranteed when must or wine is single-inoculated with *T. delbrueckii*. To solve this problem, new strains of *T. delbrueckii* with enhanced resistance to winemaking conditions were obtained. A genetic study of four wine *T. delbrueckii* strains was done. Spore clones free of possible recessive growth-retarding alleles were obtained from these yeasts. These spore clones were used to successively isolate mutants resistant to SO<sub>2</sub>, then those resistant to ethanol, and finally those resistant to high CO<sub>2</sub> pressure. Most of these mutants showed better fermentation capability in base wine than the parental strain, and some of them approached the fermentation capability of *S. cerevisiae*.

**Keywords:** *Torulaspora delbrueckii*; wine fermentation; sporeclone; sparkling wine; ethanol resistance; SO<sub>2</sub> resistance; pressure resistance

---

## 1. Introduction

Among non-*Saccharomyces* yeasts, *Torulaspora delbrueckii* is probably the one with a wine-fermentation performance closest to *Saccharomyces cerevisiae*, and therefore the most suitable for winemaking. The features of this yeast specie may improve wine quality or complexity [1,2] and displays higher rates of CO<sub>2</sub> production and O<sub>2</sub> consumption than *S. cerevisiae*. On the other hand *T. delbrueckii* grows more slowly than *S. cerevisiae* under strict anaerobic conditions [3,4]. As a consequence, *T. delbrueckii* has less fermentation vigor than *S. cerevisiae* under usual wine fermentation conditions, and has serious difficulties in dominating wine fermentation even when initially inoculated at a high proportion (above 10<sup>7</sup> CFU/mL) [2,5,6]. *T. delbrueckii* is also less resistant to other stressing conditions closely related to winemaking than *S. cerevisiae*, such as the rapid increase of ethanol concentration, the presence of SO<sub>2</sub> and high CO<sub>2</sub> pressure. These circumstances negatively affect the fermentation efficiency of *T. delbrueckii* during still or sparkling wine making. The present work describes sequential isolations of spontaneous mutants resistant to different stressful conditions related to still and sparkling wine making. The main aim was to improve the overall fermentation performance of this yeast species to bring it as close as possible to that usually shown by *S. cerevisiae* wine yeasts.

## 2. Materials and Methods

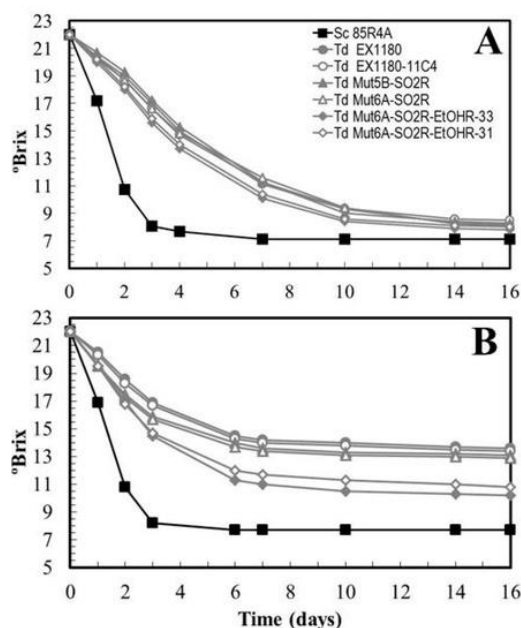
*S. cerevisiae* (Sc) EX229 (Klus-killer wine strain that kills other *S. cerevisiae* and *T. delbrueckii* yeasts [7]) and Sc 85R4A (non-killer, cycloheximide-resistant (cyh<sup>R</sup>) spore clone obtained from the Sc EX85R (originally named JP85R; [8]) wine yeast) were used in this study as reference yeasts for still and sparkling wine fermentation. *T. delbrueckii* (Td) Kbarr EX1180 and Td EX1257 are prototrophic wine yeasts that kill all known types of *S. cerevisiae* killer and non-killer strains and non-killer *T. delbrueckii* strains. Td EX1180-11C4 and Td EX1257-CYH5 are cyh<sup>R</sup> spontaneous mutants from Td EX1180 and Td EX1257, respectively. These strains had previously been selected for winemaking [9,10,11]. The genetic marker cyh<sup>R</sup> allows easy traceability of the new mutants obtained from these yeasts. Standard culture media were used for yeast growth [12]: YEPD broth, YEPD agar, YEPD + EtOH, SD agar, SD+SO<sub>2</sub>, YEPD + CYH. Standard procedures were used for the sporulation of yeast cultures and dissection of asci [13]. For base-wine making, Macabeo grape must and synthetic base wine were used. The density, °Brix, yeast growth (total and viable yeast cells), and dead cells were monitored. Cava-type sparkling wine was made using the traditional method in our experimental winery as previously described [11]. The identity of these possible HPR mutants was verified by analysis of cell morphology, killer phenotype, resistance to cycloheximide, presence of viral dsRNA, RFLPs of mtDNA, and sequencing of Internal Transcribed Spacer of ribosomal DNA (ITS). Two different commercial base wines were used, one from Garnacha red grapes (pH 3.20, 4.93 g/L total acidity, 0.87 g/L reducing sugars, 10.9% alcohol *v/v*) and another from Macabeo white grapes (pH 3.18, 5.7 g/L total acidity, 1.2 g/L reducing sugars, 10.8% alcohol *v/v*). Degrees Brix (Brix) were measured using a digital refractometer. Alcohol content, pH, total acidity, volatile acidity, glucose and fructose, and density were determined using European Commission (EC) recommended methods [14]. Sparkling wine pressure was measured at room temperature using an aphrometer, and values were then corrected to 20 °C by using Henry's law constant.

## 3. Results and Discussion

### 3.1. Isolation and Characterization of New *T. delbrueckii* Mutants Resistant to SO<sub>2</sub> and Ethanol

Several Td EX1180-11C4 (27) and Td EX1257-CYH5 (18) spore clones were plated onto YEPD plates supplemented with 250 mg/L SO<sub>2</sub>. Resistant papillae were isolated only from the Td EX1180-11C4-5B and -6A spore clones. A purified colony was selected from Td EX1180-11C4-5B and -6A papillae: Td Mut5B-SO<sub>2</sub>R and Td Mut6A-SO<sub>2</sub>R, respectively. The fermentation capability in synthetic must of the SO<sub>2</sub> resistant mutants Td Mut5B-SO<sub>2</sub>R and Td Mut6A-SO<sub>2</sub>R was similar to that of their parental yeast Td EX1180-11C4. However, a slight improvement was seen in the SO<sub>2</sub> + ethanol resistant mutants (named Td Mut6A-SO<sub>2</sub>R-EtOHR-31 and Td Mut6A-SO<sub>2</sub>R-EtOHR-33), although this improvement became irrelevant after 14 days of fermentation (Figure 1A). The fermentation capability of Td Mut5B-SO<sub>2</sub>R and Mut6A-SO<sub>2</sub>R in synthetic must supplemented with 50 mg/L SO<sub>2</sub> was also slightly better than that of the parental strain during the first days of fermentation, but this improvement also became irrelevant after the sixth day of fermentation, when approximately 5% ethanol was reached.

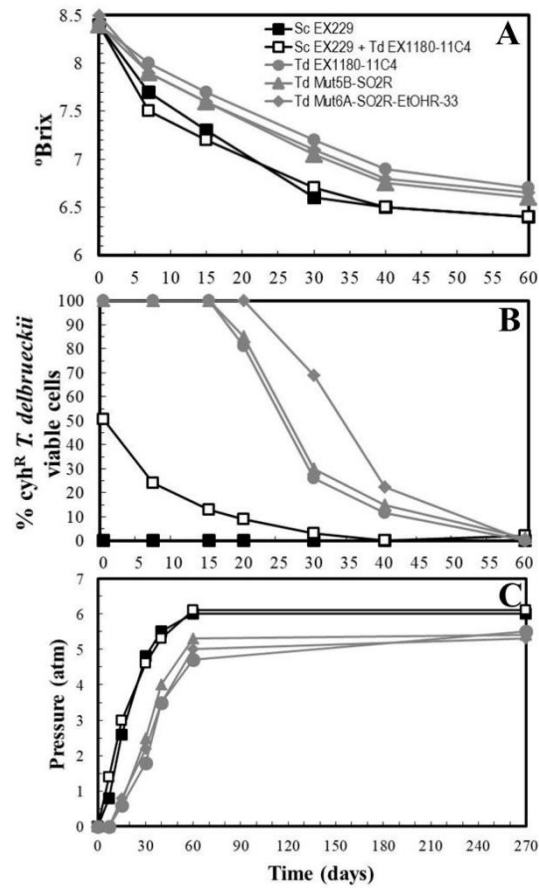
However, an evident and relevant improvement was observed in Td Mut6A-SO<sub>2</sub>R-EtOHR-31 and Td Mut6A-SO<sub>2</sub>R-EtOHR-33 that was maintained throughout fermentation (Figure 1B).



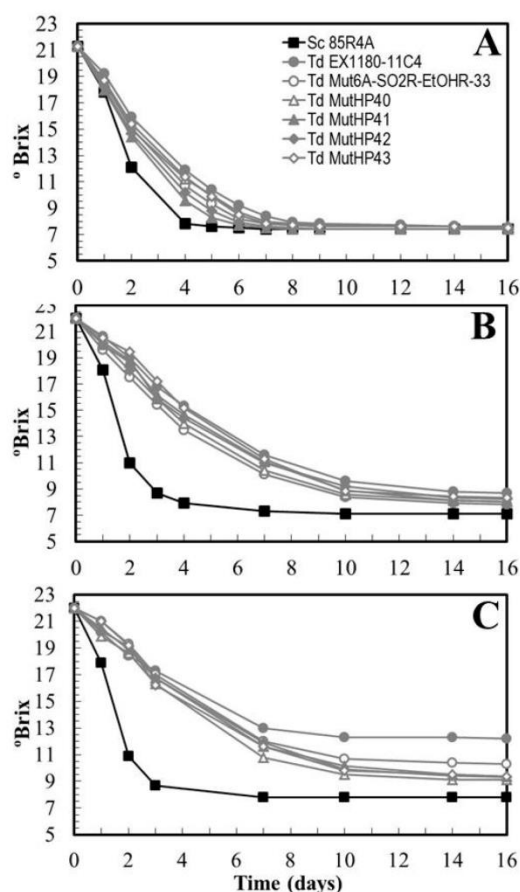
**Figure 1.** Fermentation kinetics of *T. delbrueckii* SO<sub>2</sub> resistant mutants (*Td* Mut5B-SO<sub>2</sub>R and *Td* Mut6ASO<sub>2</sub>R) and SO<sub>2</sub> + ethanol resistant mutants (*Td* Mut6A-SO<sub>2</sub>R-EtOHR-31 and *Td* Mut6A-SO<sub>2</sub>R-EtOHR-33) in synthetic must (A) and synthetic must containing 50 mg/L SO<sub>2</sub> (B). Data are the mean values of three fermentations inoculated with each yeast strain. Standard deviations were less than 10% of the means. The degree of dominance throughout fermentation of each inoculated yeast strain was 100%.

### 3.2. Isolation and Fermentation Capability of New *T. delbrueckii* Mutants Resistant to High CO<sub>2</sub> Pressure (HPR) from Mutants already Resistant to SO<sub>2</sub> and Ethanol

One mutant of each type was selected to make rosé sparkling wine (cava) under cellar conditions: *Td* Mut5B-SO<sub>2</sub>R (resistant to SO<sub>2</sub>) and *Td* Mut6A-SO<sub>2</sub>R-EtOHR-33 (resistant to SO<sub>2</sub> and ethanol). Following the trend displayed by the parental strain *Td* EX1180-11C<sub>4</sub>, no *Torulasporea delbrueckii* mutant was able to dominate the entire process to the end and complete the second in-bottle fermentation, while this was accomplished successfully by the reference yeast *Sc* EX229. *Td* Mut6A-SO<sub>2</sub>R-EtOHR-33 was better than the parental strain and *Td* Mut5B-SO<sub>2</sub>R during the first 40 days of fermentation (Figure 2A,B). Yeast colonies were isolated on YEPD agar inoculated with samples from the sparkling wines that were single inoculated with *T. delbrueckii* yeasts taken at 30, 40, and 60 days of fermentation. After 60 days, when 4.5 atm pressure had been surpassed (Figure 2C), no viable *T. delbrueckii* yeasts were isolated. Subsequently, this pre-selection was restricted to eighteen HPR mutants, these were inoculated into Macabeo grape must, synthetic must, and synthetic must with 100 mg/L SO<sub>2</sub>. Fermentative vigor and the ability to complete fermentation were analyzed. Some improvement was observed for some HPR mutants (such as *Td* MutHP41 and *Td* MutHP42) with respect to their parents in fresh grape must fermentations (Figure 3A), but this improvement was less clear in synthetic must (Figure 3B). The HPR mutants had faster fermentation kinetics than their parental yeast *Td* Mut6A-SO<sub>2</sub>R-EtOHR-33, being less affected by the presence of SO<sub>2</sub> (Figure 3C).

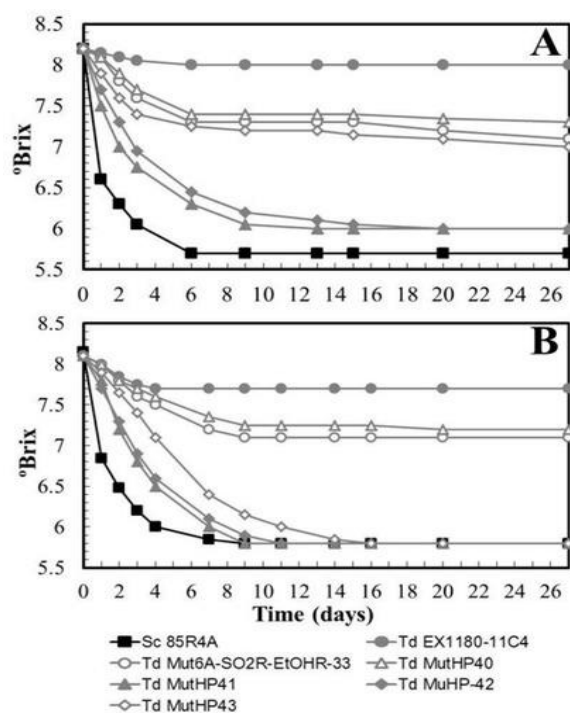


**Figure 2.** Fermentation kinetics and yeast-population dynamics during sparkling wine second-fermentations inoculated with *T. delbrueckii* mutants resistant to SO<sub>2</sub> and ethanol. (A) Evolution of sugar consumption (°Brix). (B) Percentage of cyhR yeast cells in each fermentation. Note that the cyhR *T. delbrueckii* viable cells tended to disappear as CO<sub>2</sub> pressure increased. (C) Pressure inside the bottle. Data are the mean values of three fermentations inoculated with each yeast strain. Standard deviations were less than 13% of the means.



**Figure 3.** Fermentation kinetics of some *T. delbrueckii* high CO<sub>2</sub> pressure resistant (HPR) mutants inoculated in sterile fresh grape must (A), synthetic must (B), and synthetic must supplemented with 100 mg/L SO<sub>2</sub> (C). Data are the mean values of three fermentations inoculated with each yeast strain. Standard deviations were less than 11% of the means. The degree of dominance throughout fermentation of each inoculated yeast strain was 100%.

However, most HPR mutants showed a relevant improvement in synthetic base wine fermentations supplemented with 50 mg/L SO<sub>2</sub> (Figure 4A). Furthermore, they were able to complete the fermentation when the amount of SO<sub>2</sub> was reduced to 30 mg/L just 3–4 days after the reference yeast *Sc 85R4A*. Only one of the selected mutants, MutHP40, did not improve with respect to its direct parental strain *Td Mut6A-SO2R-EtOHR-33* (Figure 4B). This SO<sub>2</sub> concentration is similar to that commonly used in the cava-type sparkling-wine industry (between 15 and 25 mg/L). Therefore, the two mutants with the best fermentation kinetics, *Td MutHP41* and *Td MutHP42*, were selected.



**Figure 4.** Fermentation kinetics of some *T. delbrueckii* HPR mutants inoculated in synthetic base wine supplemented with 50 mg/L (A) or 30 mg/L SO<sub>2</sub> (B). Data are the mean values of three fermentations inoculated with each yeast strain. Standard deviations were less than 8% of the means. The degree of dominance throughout fermentation of each inoculated yeast strain was 100%.

#### 4. Conclusions

Isolation of spontaneous mutants resistant to SO<sub>2</sub> and ethanol seems to be a good strategy to slightly improve the fermentative efficiency of *T. delbrueckii* in must and base wine. Sequential isolation of HPR mutants from previously obtained mutants resistant to SO<sub>2</sub> and ethanol was required to obtain new mutants with significantly improved efficacy for the second fermentation of sparkling wine. These new mutants were genetically stable enough to be considered for industrial production.

**Funding:** This research was funded by grants GR18117 and IB16132 from the Extremadura Regional Government (Consejería de Economía, Ciencia y Agenda Digital), and AGL2017-87635-R from the Spanish Ministry of Education and Science and the European Regional Development Fund (ERDF, European Union). Rocío Velázquez acknowledges support through a postdoctoral fellowship from the Extremadura Regional Government (file number PO17004, ERDF, European Union).

**Conflicts of Interest:** The authors declare no conflict of interest.

#### References

- Benito, S. The impact of *Torulaspora delbrueckii* yeast in winemaking. *Appl. Microbiol. Biotechnol.* **2018**, *102*, 3081–3094.
- Ramírez, M.; Velázquez, R. The yeast *Torulaspora delbrueckii*: An interesting but difficult-to-use tool for winemaking. *Fermentation* **2018**, *4*, 94.
- Visser, W.; Scheers, W.A.; Batenburg-van der Vegte, W.H.; van Dijken, J.P. Oxygen requirements of yeasts. *Appl. Environ. Microbiol.* **1990**, *56*, 3785–3792.
- Hanl, L.; Sommer, P.; Arneborg, N. The effect of decreasing oxygen feed rates on growth and metabolism of *Torulaspora delbrueckii*. *Appl. Microbiol. Biotechnol.* **2005**, *67*, 113–118.
- Mauricio, J.C.; Millán, C.; Ortega, J.M. Influence of oxygen on the biosynthesis of cellular fatty acids, sterols and phospholipids during alcoholic fermentation by *Saccharomyces cerevisiae* and *Torulaspora delbrueckii*. *World J. Microbiol. Biotechnol.* **1998**, *14*, 405–410.

6. González-Royo, E.; Pascual, O.; Kontoudakis, N.; Esteruelas, M.; Esteve-Zarzoso, B.; Mas, A.; Canals, J.M.; Zamora, F. Oenological consequences of sequential inoculation with non-Saccharomyces yeasts (*Torulaspota delbrueckii* or *Metschnikowia pulcherrima*) and *Saccharomyces cerevisiae* in base wine for sparkling wine production. *Eur. Food Res. Technol.* **2015**, *240*, 999–1012.
7. Rodríguez-Cousiño, N.; Maqueda, M.; Ambrona, J.; Zamora, E.; Esteban, E.; Ramírez, M. A new wine *Saccharomyces cerevisiae* double-stranded RNA virus encoded killer toxin (Klus) with broad antifungal activity is evolutionarily related to a chromosomal host gene. *Appl. Environ. Microbiol.* **2011**, *77*, 1822–1832.
8. Pérez, F.; Regodón, J.A.; Valdés, M.E.; De Miguel, C.; Ramírez, M. Cycloheximide resistance as marker for monitoring yeasts in wine fermentations. *Food Microbiol.* **2000**, *17*, 119–128.
9. Velázquez, R.; Zamora, E.; Alvarez, M.L.; Hernández, L.M.; Ramírez, M. Effects of new *Torulaspota delbrueckii* killer yeasts on the must fermentation kinetics and aroma compounds of white table wine. *Front. Microbiol.* **2015**, *6*, e1222.
10. Ramírez, M.; Velázquez, R.; Maqueda, M.; Zamora, E.; López-Piñero, A.; Hernández, L.M. Influence of the dominance of must fermentation by *Torulaspota delbrueckii* on the malolactic fermentation and organoleptic quality of red table wine. *Int. J. Food Microbiol.* **2016**, *238*, 311–319.
11. Velázquez, R.; Zamora, E.; Álvarez, M.L.; Ramírez, M. Using *Torulaspota delbrueckii* killer yeasts in the elaboration of base wine and traditional sparkling wine. *Int. J. Food Microbiol.* **2019**, *289*, 134–144.
12. Guthrie, C.; Fink, G.R. Guide to yeast genetics and molecular biology. *Methods Enzymol.* **1991**, *194*, 3–57.
13. Kaiser, C.; Michaelis, S.; Mitchell, A. *Methods in Yeast Genetics*; Cold Spring Harbor Laboratory Press: New York, NY, USA, 1994; E.C. N° 761.
14. Amending Regulation EEC N° 2676/90 determining community methods for the analysis of wines. *J. Eur. Community* **1999**, *L99*, 5–9.

**Publisher’s Note:** MDPI stays neutral with regard to jurisdictional claims in published maps and institutional affiliations.



© 2020 by the authors. Submitted for possible open access publication under the terms and conditions of the Creative Commons Attribution (CC BY) license (<http://creativecommons.org/licenses/by/4.0/>).