

APPLICATION OF CHIA SEED COPRODUCT IN DRY-CURED SAUSAGES: EFFECT UPON ITS PHYSICOCHEMICAL PROPERTIES

***José Ángel Pérez-Álvarez, Javier García-Martín, Alba Roldán-Verdú,
Asunción Martínez-Mayoral, Casilda Navarro-Rodríguez de Vera, Estrella
Sayas-Barberá, Manuel Viuda-Martos, Juana Fernández-López***

*IPOA Research Group, Agro-Food Technology Department, Higher Polytechnic School of
Orihuela, Miguel Hernández University, Orihuela, Alicante, Spain*



Corresponding author: ja.perez@goumh.umh.es

INTRODUCTION



less salt

less nitrite

less saturated
fats

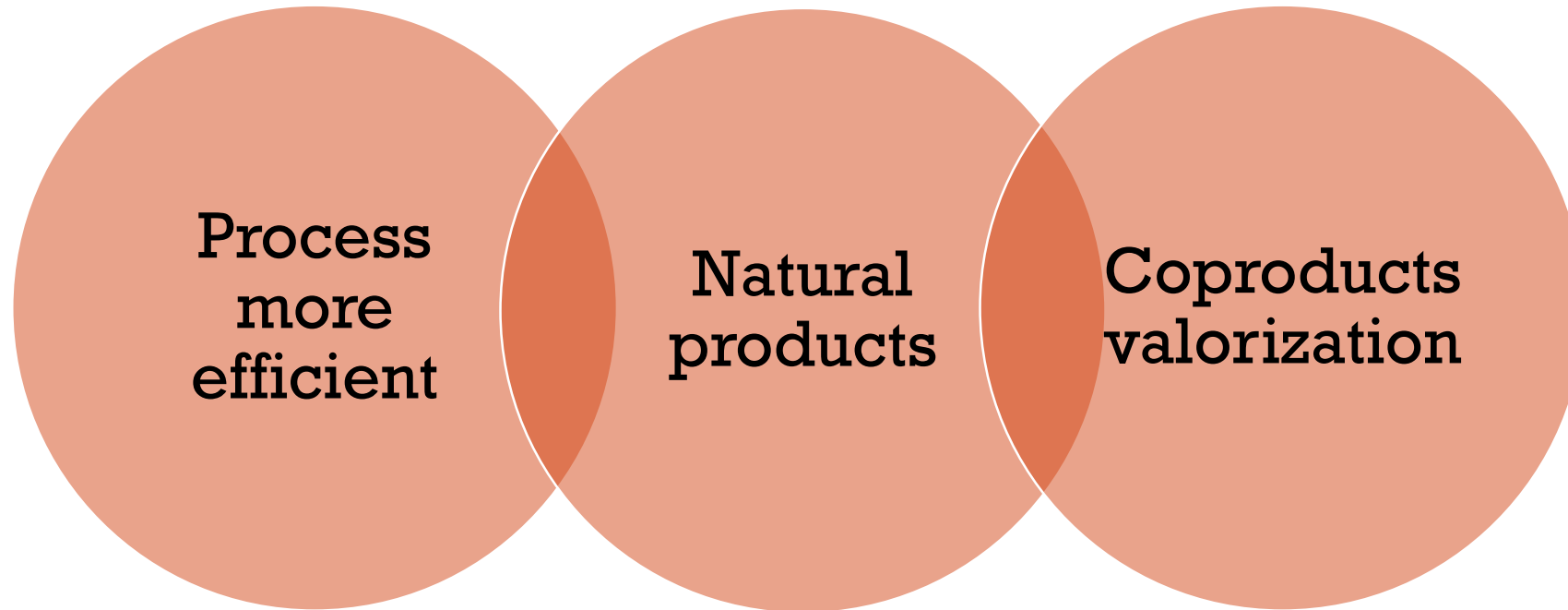
more dietary
fiber

HEALTHIER MEAT PRODUCTS



INTRODUCTION


INCREASING SUSTAINABILITY IN THE MEAT INDUSTRY



INTRODUCTION



OIL EXTRACTION




COPRODUCT

DEFATTED FLOUR



MUCILAGE EXTRACTION



CHIA SEED WITHOUT MUCILAGE



MATERIALS AND METHODS



CONTROL



+ WHOLE CHIA SEEDS (WCS)

- 1.5%
- 3%
- 4.5%



+ CHIA SEEDS WITHOUT MUCILAGE (WSWM)

- 1.5%
- 3%
- 4.5%

Dry-curing process: 15 ± 1 °C and $75 \pm 2\%$ relative humidity during 3 days



MATERIALS AND METHODS

Moisture content

Water activity

pH



Lipid oxidation

Residual nitrite level

Colour properties

During dry-curing process

Day 1

Day 2

Day 3



RESULTS

Table 1. Mean and standard deviation of CIELAB colour parameters (L*: lightness; a*: red/green co-ordinate (+/-); b*: yellow/blue co-ordinate (+/-)) of dry-cured sausages added with different concentrations (0, 1.5, 3.0 and 4.5%) of chia whole seed (CWS) and chia seed without mucilage (CSWM) during a traditional dry-curing elaboration process (0, 1, 2 ,3 days).

		CSWM				WCS		
	days	CONTROL	1.5%	3%	4.5%	1.5 %	3 %	4.5%
L*	0	44.07 ± 0.23Aa	44.49±1.27 Aa	43.42±0.27Aa	41.29±0.76 Aa	50.24± 0.13Aa	48.04±1.06Aa	46.28 ± 1.41Aa
	1	54.43 ± 3.82Aa	51.33±2.79 Aa	48.04±3.45Aa	46.62±2.26Aa	47.46± 4.00 Aa	47.20±1.75Aa	46.92 ± 3.00Aa
	2	48.93 ± 3.41Aa	47.46±4.00Aa	46.22±2.20Aa	44.89±4.55Aa	46.32±5.67Aa	45.25±2.85Aa	45.82 ± 4.17Aa
	3	45.39 ± 2.61Aa	48.67±2.87Aa	46.61±6.97Aa	43.88±2.96Aa	46.18±5.56Aa	45.48±2.53Aa	45.84 ± 5.17Aa
a*	0	3.50 ± 0.07Aa	1.61 ± 0.22Aa	2.08 ± 0.37 Aa	2.21 ± 0.12 Aa	3.64 ± 0.07 Aa	2.35 ± 0.46 Aa	1.75 ± 0.22 Aa
	1	4.62 ± 1.75Aa	4.49 ± 1.05 Aa	4.91 ± 1.55 Aa	4.50 ± 0.95 Aa	4.46 ± 1.49 Aa	4.75 ± 1.04 Aa	3.59 ± 0.58 Aa
	2	4.27 ± 1.08Aa	4.46 ± 1.49Aa	3.36 ± 1.13 Aa	3.10 ± 1.55 Aa	3.99 ± 1.61 Aa	3.77 ± 0.78 Aa	3.05 ± 1.28 Aa
	3	5.50 ± 0.72Aa	3.27 ± 1.35b	3.02 ± 1.66b	3.32 ± 0.87b	3.96 ± 1.45b	3.09 ± 1.43b	3.26 ± 1.37b
b*	0	6.50 ± 0.23Cab	6.11 ± 0.43Cb	5.65 ± 0.82Cbc	5.66 ± 0.14Dc	6.59 ± 0.08Ba	6.88 ± 0.20Ba	5.59 ± 0.48Bc
	1	10.04 ± 1.30Aa	9.22 ± 0.52Aab	9.08 ± 1.31Aab	8.05 ± 1.52Abc	7.02±2.64ABbcd	7.76 ± 1.02Acd	7.41 ± 1.52Acd
	2	8.02 ± 1.84ABa	7.02±2.64ABab	6.16 ± 1.14Bb	7.23±1.70ABab	6.71±1.67ABabc	6.71±1.72ABabc	6.0 ± 1.30ABabc
	3	8.05 ± 1.36ABa	7.84±1.18ABab	5.79±1.75ABbc	6.51±1.52ABCbc	5.44±1.81ABCbc	6.56±2.40ABab	4.41 ± 0.92Ccd

^{a-f} Similar values in the same row indicates not significant differences (P>0.05)

^{A-D} Similar values in the same column indicates not significant differences (P>0.05)



RESULTS

Table 1. Residual nitrite level (RNL) and lipid oxidation (TBA values) of dry-cured sausages added with different concentrations (0, 1.5, 3.0 and 4.5%) of chia whole seed (CWS) and chia seed without mucilage (CSWM) during a traditional dry-curing elaboration process (0, 1, 2, 3 days).

		CSWM				WCS		
	days	CONTROL	1.5%	3%	4.5%	1.5 %	3 %	4.5%
RNL (mg/kg)	0	99.05 ± 1.53Aa	79.17 ± 0.32Ac	82.08 ± 1.13Ab	65.93 ± 1.54Ad	79.04 ± 0.82Ac	80.19 ± 0.4Ac	79.76 ± 0.97Ac
	1	86.47 ± 1.08Ba	62.32 ± 0.70Bc	63.45 ± 1.76Bc	65.23 ± 0.36Ab	66.15 ± 0.54Bb	62.88 ± 0.08Bc	62.29 ± 0.82Bc
	2	71.49 ± 0.78Ca	57.39 ± 1.65Cd	41.81 ± 0.21Ce	50.03 ± 0.07Bd	53.66 ± 0.67Cc	53.45 ± 0.62Cc	58.47 ± 0.88Cb
	3	31.59 ± 0.15Da	7.14 ± 0.42Dd	3.00 ± 0.05Df	5.25 ± 0.54Ce	14.85 ± 0.36Db	13.17 ± 0.47Dc	13.84 ± 0.01Dbc
TBA (mgMA/kg)	0	0.16 ± 0.08Aa	0.19 ± 0.02Aab	0.13 ± 0.10Aa	0.17 ± 0.02Aa	0.20 ± 0.09Ab	0.20 ± 0.09Ab	0.19 ± 0.02Ab
	1	0.27 ± 0.06Ba	0.29 ± 0.12Bb	0.35 ± 0.03Babc	0.39 ± 0.06Bc	0.25 ± 0.06Aab	0.36 ± 0.13Bc	0.37 ± 0.11Bc
	2	0.54 ± 0.16Cab	0.58 ± 0.03Ca	0.67 ± 0.14Cb	0.61 ± 0.05Cb	0.55 ± 0.03Ba	0.51 ± 0.26BCab	0.48 ± 0.10BCa
	3	0.79 ± 0.04Db	0.90 ± 0.07Da	0.84 ± 0.01Da	0.78 ± 0.16Dab	0.63 ± 0.06Cc	0.66 ± 0.11Cc	0.69 ± 0.08Dc

^{a-f} Similar values in the same row indicates not significant differences (P>0.05)

^{A-D} Similar values in the same column indicates not significant differences (P>0.05)



RESULTS

Table 1. Mean and standard deviation of pH, water activity and moisture content of dry-cured sausages added with different concentrations (0, 1.5, 3.0 and 4.5%) of chia whole seed (CWS) and chia seed without mucilage (CSWM) during a traditional dry-curing elaboration process (0, 1, 2 ,3 days).

		CSWM				WCS		
	days	CONTROL	1.5%	3%	4.5%	1.5 %	3 %	4.5%
pH	0	5.78 ± 0.02Aa	5.74 ± 0.02Ab	5.68 ± 0.01Ac	5.63 ± 0.01Ad	5.63 ± 0.02Ad	5.64 ± 0.03Ad	5.63 ± 0.02Ad
	1	5.76 ± 0.02Aa	5.73 ± 0.01Aab	5.64 ± 0.02Ac	5.64 ± 0.02Ac	5.61 ± 0.03ABc	5.62 ± 0.02Ac	5.63 ± 0.02Ac
	2	5.61 ± 0.03Ba	5.50 ± 0.01Bb	5.52 ± 0.02Bb	5.55 ± 0.03Bbc	5.59 ± 0.02Acd	5.61 ± 0.01Ad	5.61 ± 0.01Ad
	3	5.58 ± 0.03Bb	5.42 ± 0.03Cc	5.42 ± 0.02Cc	5.44 ± 0.02Cc	5.58 ± 0.03Ab	5.99 ± 0.04Aa	5.60 ± 0.04Ab
Aw	0	0.989 ± 0.004Aa	0.984 ± 0.010Aab	0.985 ± 0.002Aa	0.979 ± 0.001Ab	0.969 ± 0.001Ac	0.968 ± 0.023Ac	0.965 ± 0.003Acd
	1	0.974 ± 0.003Ba	0.948 ± 0.002Bb	0.942 ± 0.002Bc	0.940 ± 0.001Bc	0.941 ± 0.001Bc	0.939 ± 0.002Bcd	0.935 ± 0.001Be
	2	0.939 ± 0.004Ca	0.942 ± 0.001Ca	0.939 ± 0.001Ca	0.937 ± 0.002BCa	0.923 ± 0.002Cc	0.932 ± 0.002Cb	0.932 ± 0.001Cb
	3	0.931 ± 0.002Db	0.938 ± 0.003Da	0.933 ± 0.003Db	0.929 ± 0.003Dbc	0.92 ± 0.003CDc	0.927 ± 0.002Dd	0.926 ± 0.002Dd
Moist. gH ₂ O/100g	0	64.28 ± 0.65Aa	63.23 ± 1.29Aa	64.02 ± 0.56Aa	66.22 ± 3.92Aa	64.67 ± 1.11Aa	64.40 ± 0.62Aa	64.54 ± 0.33Aa
	1	60.09 ± 1.62Ba	59.28 ± 0.43Ba	59.89 ± 1.53Ba	62.72 ± 0.48ABb	61.14 ± 1.40Ba	60.45 ± 1.28Ba	60.07 ± 0.38Ba
	2	54.77 ± 0.69Ca	54.75 ± 1.16Ca	56.92 ± 1.59Ca	52.75 ± 1.03Cb	56.57 ± 0.39Ca	57.84 ± 5.89BCa	53.42 ± 0.83Cb
	3	42.48 ± 2.18Da	41.12 ± 0.67Da	35.15 ± 1.65Db	40.14 ± 1.71Da	34.29 ± 2.95Db	35.12 ± 1.59Db	33.13 ± 1.45Db

^{a-f} Similar values in the same row indicates not significant differences (P>0.05)

^{A-D} Similar values in the same column indicates not significant differences (P>0.05)



CONCLUSIONS

This work opens a very interesting door to further studies in which chia seeds (as whole chia seed and as its coproduct obtained after mucilage extraction) can be applied in conventional formulations and broadening the knowledge of the interesting technological advantages, that chia could bring to this type of meat products to make them healthier and more attractive to the consumer. The results suggest that whole chia seed (WCS) at any of the concentrations (1.5, 3.0 and 4.5%) under study, is a very good option for dry-cured sausages elaboration process.



FUNDING AND ACKNOWLEDGMENTS

This work was supported by FEDER/Ministry of Science and Innovation (MCI-Spain), State Research Agency (AEI) project number “AGL2016-75687-C2-2-R (MCI/AEI/FEDER/UE)”

IPOA researchers are members of the HealthyMeat network, funded by CYTED (ref. 119RT0568).

