

Teaching the Equivalence Principle Through a Combination of Real Life Experiments and Computer Simulations

Efstratios Kapotis ^{1,*} and Panagiotis Tsakonas ²¹ National and Kapodistrian University of Athens, dept. of Physics² University of Pireaus, dept. of Informatics; ptsakon@unipi.gr

* Correspondence: ekapotis@phys.uoa.gr; Tel.: +30-697-687-3683

Abstract: The need of transforming scientific knowledge to material suitable for teaching school students is a constant challenge for the educational community. Although it has been more than a century since quantum mechanics and the theory of relativity were established, both topics continue to be treated as modern physics, and only recently did they begun to be taught to students of levels prior to higher education. The work at hand is part of a larger effort to introduce the general theory of relativity in schools. To this end, we have devised appropriate experiments and computer simulation software. In particular, we present an educational simulation software that we created for the teaching of the Equivalence Principle. The implementation was applied to 120 undergraduate students of the Pedagogical Department of the University of Athens, who do not major in physics but will be expected to teach young students the basic principles of relativity. The simulation software enables the user to measure forces inside a gravitational field and compare them to those exerted on bodies being accelerated. The controls incorporated in the software aim to motivate students to perform a variety of experiments, investigating every possible combination of parameters, in the hope to help them overcome most of the learning difficulties highlighted by previous research. The encouraging results of the research confirm the need to continue filling gaps in the fragmented instruction of physics in schools

Citation: Lastname, F.; Lastname, F.; Lastname, F. Title. *Universe* **2021**, *7*, x. <https://doi.org/10.3390/xxxxx>

Keywords: general relativity; equivalence principle; simulation software; virtual experiments

Academic Editor: Firstname Lastname

Received: date
Accepted: date
Published: date

Publisher's Note: MDPI stays neutral with regard to jurisdictional claims in published maps and institutional affiliations.



Copyright: © 2021 by the authors. Submitted for possible open access publication under the terms and conditions of the Creative Commons Attribution (CC BY) license (<http://creativecommons.org/licenses/by/4.0/>).

1. Introduction

1.1. Necessity

The Equivalence Principle (EP or Principle) was of major importance in the formulation of the General Theory of Relativity (GR) by Albert Einstein. Its role is equally significant in teaching the subject. The inability to distinguish between an accelerated system and a homogeneous gravitational field was considered by Einstein himself as the happiest thought of his life [1]. Every textbook dealing with GR reference the Principle [2]. In their vast majority, authors present the Principle in the introductory chapter in order to emphasize that a free fall is equivalent to inertial motion. It is also used as a means of interpreting bending of light, time dilation in gravitational fields and gravitational redshift.

1.2. Literature review

Researchers trying to promote the semantic link between Special and General Relativity [3] or introduce the General Theory in Secondary and University Education, suggest that the EP, its consequences and the thought experiment of the elevator (with an adequately simple mathematical formalism) suffice to familiarize students with the scientific and cultural value of the GR [4]. Furthermore, they state that in order to derive results from the Principle (light aberration and gravitational time dilation) one must introduce

the notion of thought experiments [5]. In recent years research on the didactic transformation of the General Theory and its incorporation in all levels of education, has led to methods aiding the teaching of the Principle, either as a thought experiment described in class, or as a free fall experiment performed in the classroom or in special surroundings. The next step is to make the connection with other “great ideas” of relativity. To this end experimentation and educational software are frequently combined [6]. While, in attempting to teach the General Theory, one concludes that the Principle is suitable for motivating students [7], unfortunately it is not free of comprehension difficulties. Students face difficulties in applying the Principle [8], especially in areas where a gravity field is present [9], because they tend to use their everyday experience or the idea that a body inside a room located outside a gravitational field, hovers independently of the room’s movement [10].

2. Methods

This work is part of a larger research conducted internationally by a major part of the research community, aiming to make Einstein’s physics accessible to undergraduate students who do not major in Physics and to school students of all education stages. Here we present and evaluate the combination of traditional experimentation in the classroom with educational simulations used to teach the EP. At an earlier time, we constructed an improvised experimental device used by students to experiment in the classroom [11]. Through the educational evaluation of this device we found out that it has a positive impact on learning results, but students face a number of limitation during the experimentation process. To the end of lifting these limitations we developed appropriate simulation software. The combination of real life experiments and computer aided simulations was integrated in a teaching process focusing on the evaluation of achieved results.

2.1. Research question

Does the use of original demonstrative experimentation using simple means paired with interactive computer simulations, incorporating control of variables that, according to research, pose difficulties to students in reference to the EP, promote positive learning outcomes of a higher level compared to those accomplished by usual ways of teaching?

2.2. Objectives

Our educational proposal and intervention aims at:

- creating digital simulations which complement traditional experimentation, in order to facilitate students’ understanding, while being suitable for use in every modern device,
- composing an educational sequence – worksheet which utilize digital teaching tools (video, images, sounds, text open for concurrent processing, hyperlinks, digital evaluation tools),
- conducting and evaluating a teaching intervention based on the proposed experimentation.

2.3. Creating experiments

Using a simple cardboard box, we created an original improvised elevator (Figure 1), which can perform free fall or move at constant acceleration with the aid of a simple system of pulleys. We used it to demonstrate to students many results concerning the EP. A camera, recording the interior of the box, shows the various readings on a spring scale or the change of flow of a water current emerging from the side surface of a vessel. A number of devices proposed by students performing the educational experimentation may be fitted inside the spacious box.




Figure 1. Improvised elevator for conducting experiments concerning the EP: (a) Materials needed to assemble the device, (b) elevator in free fall, (c) elevator moving upwards at constant acceleration, (d) spring scale measurement during free fall equaling 0N, 0g, while a 100g body is suspended from the spring's free endpoint.

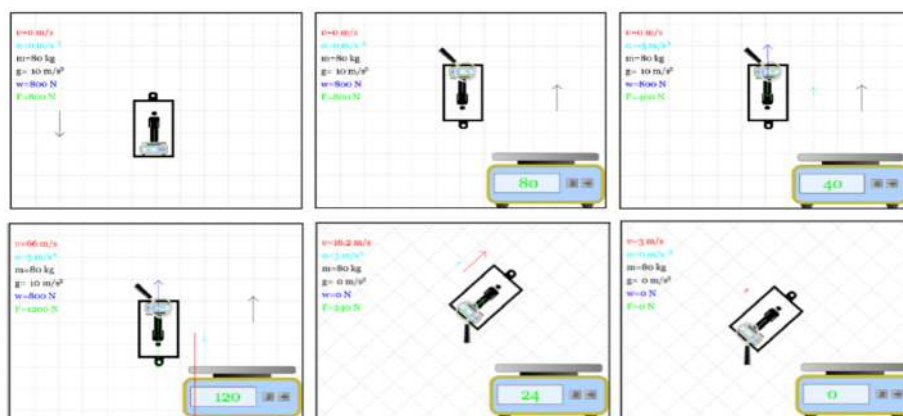


Figure 2. Indicative software snapshots showing a number of ways of elevator movement (various values of velocity and acceleration as well as direction of movement), while measuring magnitudes of mass, weight, normal force and showing corresponding vectors.

A limitation of such a device is the inability to perform measurements for various directions of movement and/or outside gravitational fields. To overcome this particular

obstacle, we created appropriate simulation software (Figure 2), enabling the user to experiment in various situations by controlling a number of variables (elevator moving at constant velocity or constant acceleration, direction of movement) [http://users.sch.gr/ptsakon/RG_elevator_EN/RG_elevator.html]. By changing the values of these parameters and reviewing the results, students manage to overcome difficulties recorded in previous research [9].

2.4. Digital environment and worksheet

The worksheet was created in the form of a typical interactive web page embedding experimentation, simulations (Figure 3), images and videos, used to trigger students' interest, interactive co-authoring documents used to record assumptions, measurements, conclusions and generalizations. The educational stages of the worksheet are the ones proposed in the Scientific / Educational Method by Inquiry [12].



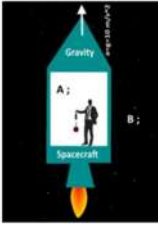
Figure 3. Sample steps of Experimentation and Generalization – Consolidation of knowledge from the digital worksheet showing weightlessness in free fall flight, designs for future space stations recreating gravity through acceleration and instructions on constructing an improvised “Einstein elevator - box”. The rest of the steps are accessible via the left side buttons.

2.5. Research Sample and Evaluation tool

The research sample consisted of 120 (19 male and 101 female) undergraduate students of the Department of Primary Education of the University of Athens, students de facto not majoring in Physics. The sample was selected at random from the students available at the time the research was carried out.

In order to record the knowledge of the students along with their level of comprehension we composed a questionnaire consisting of five multiple choice questions, each one presenting a set of three options. Students had to pick one of the suggested answers, which were selected on the basis of addressing frequent misconceptions and difficulties. In order to answer correctly, students were expected to have adequately comprehended and being able to correctly apply the EP and its consequences in complex situations. Three of these questions are reproduced in Figure 4.

A traveler is onboard a rocket moving outside any gravitational field, at an acceleration equal to the acceleration of gravity experienced on the surface of the Earth ($a=g=10\text{ m/s}^2$).



According to the traveler, what is the magnitude of the acceleration of gravity inside the rocket?

Choose the correct answer:

- Zero
- Equal to that on the surface of the Earth
- Twice the acceleration on the surface of the Earth.

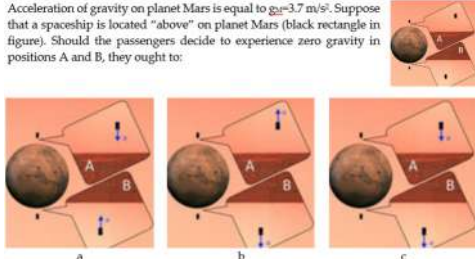
According to the traveler, what is the magnitude of the acceleration of gravity outside the rocket?

Choose the correct answer:

- Zero
- Equal to that on the surface of the Earth
- Twice the acceleration on the surface of the Earth.

(a)

Acceleration of gravity on planet Mars is equal to $g_M=3.7\text{ m/s}^2$. Suppose that a spaceship is located "above" on planet Mars (black rectangle in figure). Should the passengers decide to experience zero gravity in positions A and B, they ought to:



- Move the spaceship at an acceleration $a=3,7\text{ m/s}^2$ with the direction depicted in figure a.
- Move the spaceship at an acceleration $a=3,7\text{ m/s}^2$ with the direction depicted in figure b.
- Move the spaceship at an acceleration $a=3,7\text{ m/s}^2$ with the direction depicted in figure c.

(b)

Figure 4. Three of the multiple choice questions from the evaluation questionnaire of the intervention: (a) Questions 3 and 4, (b) Question 5.

2.6. Research process

In order to check the validity of the educational and evaluation material of our approach, a group of specialists, consisting of two physics majors with a postgraduate title on teaching science and a PhD specialized on the General Theory, were called upon to offer their expertise. We afterwards conducted a formative – pilot research with 10 students of the Department. After this step the educational material and the questionnaire were given their definitive form.

To better serve our research requirements, two different sets of students were composed, each one consisting of 60 individuals. The first served as the control group where the traditional method of teaching was applied, while the other was the test group, the members of which formed 20 smaller teams of three students each. Both groups were handed questionnaires before (pre-tests) and after (post-test) our intervention.

3. Results and Discussion

We used the χ^2 test in order to perform the statistical analysis of the collected data and reach conclusions, since our research variables are measured on a tactical scale and include two nominal independent groups.

The statistical processing of the results showed that the two groups were equivalent on their knowledge of the EP and its consequences, since no statistically significant difference was observed in any question of the pre-tests. After the teaching intervention, we marked a statistically significant difference in the results of the post-test for the majority of the questions with the test group improving the level of comprehension of the EP, as shown in Table 1.

Table 1. Pre- and post-test comparative results.

Question #	Pre – test (χ^2 test)	Post – test (χ^2 test)
1	Pearson Chi-Square 0.409, p =0.522	Pearson Chi-Square 7.566, p =0.006
2	Pearson Chi-Square 0.240, p =0.624	Pearson Chi-Square 24.422, p =0.000
3	Pearson Chi-Square 0.136, p =0.713	Pearson Chi-Square 0.891, p =0.345
4	Pearson Chi-Square 0.657, p =0.418	Pearson Chi-Square 0.874, p =0.350
5	Pearson Chi-Square 0.376, p =0.540	Pearson Chi-Square 32.475, p =0.000

Although in absolute numbers the test group appears to prevail, in two of the question no statistically significant difference was observed. We included these questions (3 and 4) intending to address and inspect the findings of other researches who state “students limit the area of the gravitational field inside the lab” [8], although the size of their sample and their general approach allows for preliminary results and approximations, rather than generalizations. At this stage but also in previous research concerning students’ difficulties we were unable to validate this report [9,11].

4. Conclusions

Taking into account a) the course of implementation and educational use of an original real life experimentation with simple materials, b) the development of simulation software that, besides being scientifically accurate, is structured in order to contribute to the elimination of difficulties students face, c) the synthesis of an integrated way for the educational approach of the EP and d) the comparative assessment of our proposal in view of similar work suggested in literature and used by teachers, we believe that our work answers the research question proposed.

We nevertheless need to stress that in both educational and scientific research, a generalization of the findings is safe only to the extent that results are based on scientific methodology requiring repeatability and application from independent researchers. In this view, we believe that the proposal and its application must be tested on a large scale, evaluated and published. Such actions are necessary to ensure the successful adaptation of the scientific model of the General Theory of Relativity to an educational model, incorporating real and virtual experiments along with digital technologies, bridging a gap ascertained internationally. Furthermore, we need an extensive research of learning outcomes and an improvement of conceptual understanding, ensuring that students comprehend the principles of relativity in depth rather than experiencing an illusion of understanding. To this end, we agree that conducting interviews is of vital importance [7].

Concluding, we deem necessary to mention some easy to implement suggestions, that will aid students to master the EP and in general the Theory of Relativity. Parts of the curriculum may serve a dual purpose, i.e. function as pre-existing knowledge and as a useful working process that leads seamlessly to the introduction of Relativity, make the material taught less fragmentary and emphasize and highlight its unifying character. For example, when teaching the Newton’s laws in Classical Mechanics, one may describe the interesting yet “mysterious” equivalence between inertial and gravitational mass and refer to phenomena that would be radically different if such an equivalence did not hold. Additionally, in the study of Earth’s gravity, one may examine the effects of rotation in the determination of weight and from there trigger a discussion about weightlessness in spaceships.

Supplementary Materials: The following are available online at www.mdpi.com/xxx/s1, Figure S1: title, Table S1: title, Video S1: title.

Author Contributions: For research articles with several authors, a short paragraph specifying their individual contributions must be provided. The following statements should be used “Conceptualization, X.X. and Y.Y.; methodology, X.X.; software, X.X.; validation, X.X., Y.Y. and Z.Z.; formal analysis, X.X.; investigation, X.X.; resources, X.X.; data curation, X.X.; writing—original draft preparation, X.X.; writing—review and editing, X.X.; visualization, X.X.; supervision, X.X.; project administration, X.X.; funding acquisition, Y.Y. All authors have read and agreed to the published version of the manuscript.” Please turn to the CRediT taxonomy for the term explanation. Authorship must be limited to those who have contributed substantially to the work reported.

Funding: Please add: “This research received no external funding” or “This research was funded by NAME OF FUNDER, grant number XXX” and “The APC was funded by XXX”. Check carefully that the details given are accurate and use the standard spelling of funding agency names at <https://search.crossref.org/funding>. Any errors may affect your future funding.

Data Availability Statement: In this section, please provide details regarding where data supporting reported results can be found, including links to publicly archived datasets analyzed or generated during the study. Please refer to suggested Data Availability Statements in section “MDPI Research Data Policies” at <https://www.mdpi.com/ethics>. You might choose to exclude this statement if the study did not report any data.

Acknowledgments: In this section, you can acknowledge any support given which is not covered by the author contribution or funding sections. This may include administrative and technical support, or donations in kind (e.g., materials used for experiments).

Conflicts of Interest: Declare conflicts of interest or state “The authors declare no conflict of interest.” Authors must identify and declare any personal circumstances or interest that may be perceived as inappropriately influencing the representation or interpretation of reported research results. Any role of the funders in the design of the study; in the collection, analyses or interpretation of data; in the writing of the manuscript, or in the decision to publish the results must be declared in this section. If there is no role, please state “The funders had no role in the design of the study; in the collection, analyses, or interpretation of data; in the writing of the manuscript, or in the decision to publish the results”.

References

1. Pais, A., B. *Subtle is the Lord: The science and the life of Albert Einstein*, Oxford University Press: USA, 1982.
2. Di Casola, E.; Liberati, S.; Sonogo, S. Nonequivalence of equivalence principles. *American Journal of Physics* **2015**, *83*(1), 39–46, <https://doi.org/10.1119/1.4895342>.
3. Drake, S.P. The equivalence principle as a stepping stone from special to general relativity: A Socratic dialog. *American Journal of Physics* **2006**, *74*(1), 22–25, <https://doi.org/10.1119/1.2135316>.
4. Levrimi, O. Reconstructing the Basic Concepts of General Relativity from an Educational and Cultural Point of View. *Science & Education* **2002**, *11*, 263–278, <https://doi.org/10.1023/A:1015297814508>.
5. Zahn, C.; Kraus, U. Sector models—A toolkit for teaching general relativity: I. Curved spaces and spacetimes. *European Journal of Physics* **2014**, *35*(5), 39–46, <https://doi.org/10.1088/0143-0807/35/5/055020>.
6. Kersting, M.; Toellner, R.; Blair, D.; Burman, R. Gravity and warped time—clarifying conceptual confusions in general relativity. *European Journal of Physics* **2014**, *35*(5), 39–46, <https://doi.org/10.1088/0143-0807/35/5/055020>.
7. Pössel, M. Relatively complicated? Using models to teach general relativity at different levels. *arXiv.org* **2018**, [arXiv:1812.11589](https://arxiv.org/abs/1812.11589).
8. Bandyopadhyay, A.; Kumar, A. Probing students’ understanding of some conceptual themes in general relativity. *Physical Review Special Topics-Physics Education Research* **2010**, *6*(2), <https://doi.org/10.1103/PhysRevSTPER.6.020104>.
9. Gousopoulos, D.; Kapotis, E.; Kalkanis G. Students’ difficulties in understanding the basic principles of Relativity after standard instruction. Proceedings of the ESERA Conference, University of Helsinki, Finland, 2015; Lavonen J., Juuti K., Lampiselkä J., Uitto A., Hahl K., Eds.; ESERA: Utrecht, The Netherlands.
10. Velentzas, A.; Halkia, K. The Use of Thought Experiments in Teaching Physics to Upper Secondary-Level Students: Two examples from the theory of relativity. *International Journal of Science Education* **2013**, *35*(18), 3026–3049, <https://doi.org/10.1080/09500693.2012.682182>.
11. Kapotis, E.; Kalkanis, G. Einstein’s Elevator in Class: A Self-Construction by Students for the Study of the Equivalence Principle. *The Physics Teacher* **2016**, *54*(7), 404–407, <https://doi.org/10.1119/1.4962774>.
12. micro-kosmos. Available online: http://micro-kosmos.uoa.gr/en/ekp_protaseis/methodology.pdf (accessed on 30 01 2021).