

# Pollinator Communities in Some Selected Hungarian Conventional, Organic and Permaculture Horticultures

Alfréd Szilágyi <sup>1,\*</sup>, Fanni Mészáros <sup>2</sup>, Róbert Kun <sup>1</sup> and Miklós Sárospataki <sup>2</sup>

<sup>1</sup> Environmental Sciences PhD School, Hungarian University of Agriculture and Life Sciences Páter Károly u. 1, H-2100 Gödöllő, Hungary; [rbert.kun@gmail.com](mailto:rbert.kun@gmail.com)

<sup>2</sup> Institute of Wildlife Management and Nature Conservation, Hungarian University of Agriculture and Life Sciences Páter Károly u. 1, H-2100 Gödöllő, Hungary; [mm.fanni@gmail.com](mailto:mm.fanni@gmail.com) (F.M.) [Sarospataki.Miklos@szie.hu](mailto:Sarospataki.Miklos@szie.hu) (M.S.)

\* Correspondence: [szilagyalfred@gmail.com](mailto:szilagyalfred@gmail.com); Tel.: +36 30 710 3881

**Abstract:** Increasing agricultural intensification can have a large impact on pollinating communities in terms of number and diversity, which often show a declining trend these days. Pollination is an important regulating ecosystem service, providing about 84% of fruit and vegetable production. The diversity of pollinators and the appropriate number of individuals are key to efficient pollination. In study, we examined the impact of three farming systems (organic, permaculture, and conventional) on the temporal, average farm-level number and diversity of pollinator species groups. We sampled all together fifteen small-scale (0.3-2 hectares, 5-5 in all three types) farms in North-Central Hungary with similar agroecological features. All of them have horticultural production with diverse crop rotation. We used visual sampling method to register individual number and taxa of pollinators in 14 categories in May, July and August, 2020. Our results show that the abundance of some pollinator taxonomic groups was highest in case of permaculture farms and in some cases even significant differences were found (e.g. Apidae and Total number of pollinators taxonomic groups). On the other hand regarding taxonomic group Shannon diversity of the pollinator communities, we could not detect any significant difference between the farming types. Our results show that permaculture farms could maintain a diverse and abundant pollinator community during the studied period but we have to consider the farm management factors like plant protection measures, flower resources and biodiversity management on the farm also natural habitats around the farms and the attitude of the farmers towards protection of pollinators.

**Keywords:** agro-ecosystem; agroecology; pollination; ecosystem service; land use

---

## 1. Introduction

Increasing industrial agricultural intensification means a serious threat for biodiversity; pollinators are among the most affected groups [1, 2]. As a result of habitat fragmentation and farming practices that ignore diversity loss, pollinators have less and less nesting and feeding grounds available, resulting in a reduction in their diversity [3, 4]. Less intensive farming practices, such as forest gardens, organic and permaculture farming, which builds on the ecosystem functioning, increase plant heterogeneity and pollinator numbers and species richness [5, 6].

Without pollinators, 75 % of the cultivated crops' yields would drop, as pollination is essential for the fertilization of flowering crops [7]. Besides cultivated crops for human use, nearly 90% of wild plant species need pollinators for their fertilization [9], hence other ecosystem services and the natural habitats which provide them, are dependent directly or indirectly on the pollinators [10, 11]. Among the insect pollinators, wild bees and honey bees provide the highest pollination services [12]. Only in Europe, from the 264 cultivated crops 84 % and more than 4000 vegetables worldwide depend on pollination by bees [13]. Pollinators in Hungary are mostly bees, lepidopterans and hoverflies. We need to know more about the effects of agricultural practices and farming systems on the pollinator communities in order to protect pollinator species and their ecosystem service provision ability for their intrinsic value but also for the interest of humans. As global human population is constantly

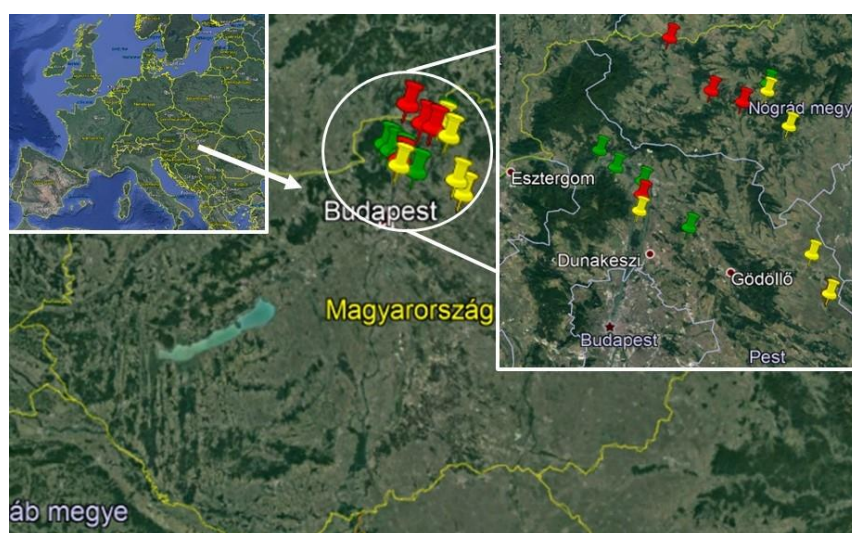
growing, the needs of individuals, including food, are an increasing challenge for agriculture, but the work of pollinators – or as we often call today: ecosystem service - is essential for production [8, 14]. Due to the increased demands, more and more areas are being intensively cultivated using synthetic pesticides and fertilizers as well as monoculture cultivation [15-17].

In our study we aimed to compare different horticultural farms regarding pollinator communities' abundance and diversity to see how the different farming systems (conventional, organic and permaculture) affect the results and which provides more ideal conditions for pollinators. The main consideration was that scientific knowledge on permaculture systems in regards to biodiversity indicators is missing. Our preliminary hypothesis was that permaculture farms provide the most ideal conditions and have the highest abundance and diversity of pollinators, while conventional have least.

## 2. Experiments

### 2.1. The study sites

Fifteen sites, 5 conventional (C), 5 organic (O) and 5 permaculture farms (P) in Hungary were selected with similar size (0.3-2 hectares) and agro-ecological features, horticultural production with diverse crop rotation (Fig.1.). All farms are small scale, with direct marketing to customers.



**Figure 1.** Location of the studied sites (green points: permaculture, yellow: organic, red: conventional farms) (Google Earth Pro 2020, own editing)

Permaculture farming is a complex design system that goes beyond the principles of organic farming and creates a sustainable human environment [18, 19]. In addition, it is important to emphasize that it is not just a farming alternative, but a nature-centered approach: based on ethical and design principles focused on conserving the Earth and nature. By organic - also known as biological, ecological - farming we mean a complex farming alternative, which enables the production of healthy food under environmentally friendly, strict conditions and controlled conditions. It seeks to protect natural habitats, use resources within the system, and maintain ecological balance. Conventional farming is a profit-oriented, intensive form of agriculture, which relies primarily on the use of synthetic pesticides and fertilizers, and often uses monoculture on large fields.

### 2.2. Methods

Pollinators were assessed by visual sampling method similar to Bihaly et al. [11]. We carried out field surveys in three months in 2020 – in May, July and August. We went to the farms on consecutive days to have the similar weather conditions. Sampling duration was 0,5 hour at each time, 1 person for the 30 minutes, always visiting the sites slowly, in different order. Sampling was done throughout the whole site on a pre-defined line to assess possible occurrence of pollinators on weed flora, but mostly concentrated on the flowering cultures, we never sampled the same place twice to avoid double counting. If pollinators in one group was so abundant that it was hard to count than we registered 100 individuals (it happened mostly in case of honey bees). We always started

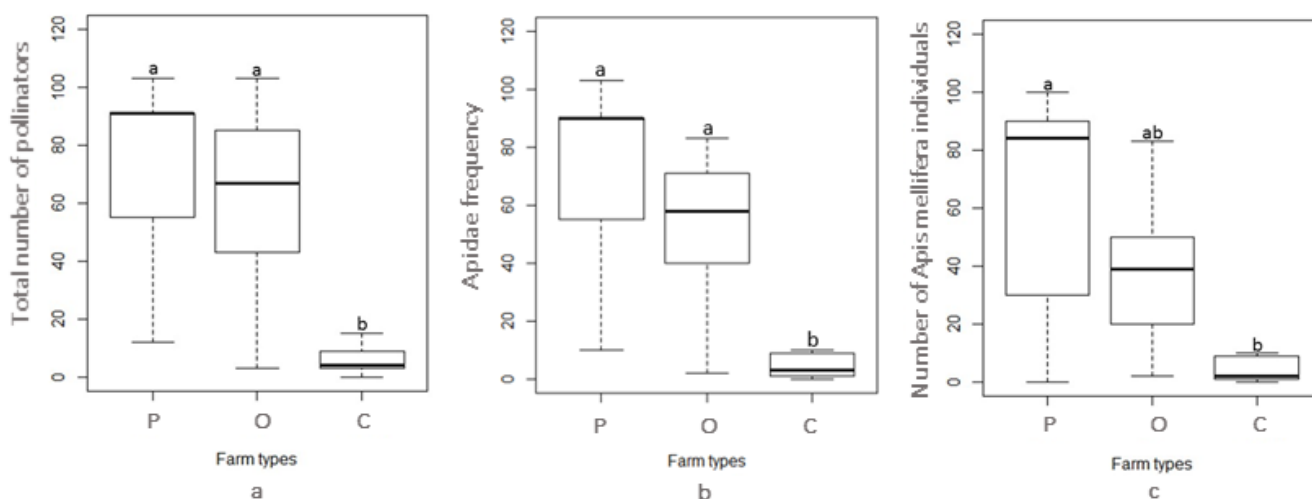
with the description of cloudiness, temperature, wind strength, and any other relevant information. We also recorded cultivated crops and main weed species and the flowering plants. During our field work we recorded the most important factor affecting the results, namely that which crops, or plants were most attractive to pollinators. Plants grown in plastic tunnels were not included in the analysis or surveys. Each pollinator was registered in 14 different taxonomic categories. The main categories were bees (Apidae), butterflies (Lepidoptera), hoverflies (Syrphidae), and other pollinators (beetles, bugs, wasps). The “other bee species” included wild bees other than bumble bees, such as *Megachile* or *Osmia* species, and other pollinators were Vespidea and mostly beetles (Cetoniinae, Cantharidae).

All collected taxonomic group presence-absence and abundance data were divided into functional group categories and were registered in matrices. In our calculations, *Apis mellifera* and *Bombus* species abundance data were united in Apidae group as like other taxonomic groups. We calculated taxonomic group number and Shannon diversity by all collected presence-absence and abundance data of taxonomic groups (families and species) on field. Residuals of every relationships between different categorical (type of farms) and numeric factor (pollinator taxonomic group numbers and abundances) variables were checked for normality with Shapiro-Wilk normality test. TukeyHSD test was used for normally distributed residuals and in cases of non-normally distributed residuals, Kruskal-Dunn’s posthoc test was applied to determine significant differences ( $p < 0.05$ ) between different type of farms. Every calculation were made in R 3.5.1. programming environment [21] by the ‘PMCMR’, ‘PMCMRplus’ and the ‘vegan’ packages.

### 3. Results

#### 3.1. Abundance of pollinators

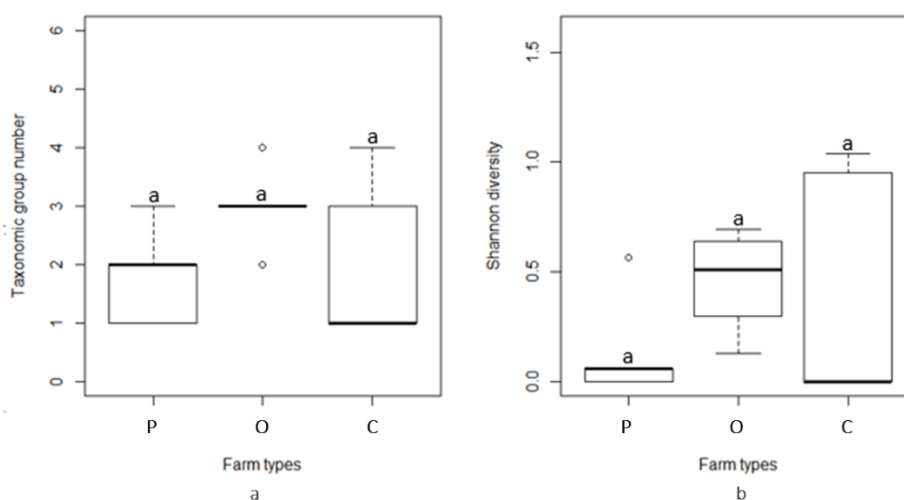
A total of 2972 pollinators were registered, of which 84% were bees, 4% butterflies, 8% hoverflies, 4% were other pollinators; the distribution of registered pollinators by sampling date and farms is shown in the Appendix (Table 2). We did not find significant differences in May and July sampling in the abundance of pollinators, although permaculture farms had the highest average, while conventional had lowest. According to our analysis, the total number of pollinators were significantly higher in August in the permaculture and organic farms compared to the conventional (Figure 2a). Within that Apidae species (Figure 2b) and honey bees (Figure 2c) were significantly higher both in permaculture and organic farms compared to the conventional farms.



**Figure 2.** Total number of pollinators (a), frequency of Apidae pollinators (b), and number of *Apis mellifera* individuals (c) in the three studied farming system (P= permaculture, O= organic, C= conventional farms, n=5) in August, 2020.

### 3.2. Diversity of pollinators

We did not find significant difference in the pollinator taxonomic group number nor in Shannon diversity in the three farming systems in neither of sampling times, figure 3 shows the results in August, 2020 (Figure 3 ab).



**Figure 3.** Pollinator taxonomic group number (a) and Shannon diversity (b) in the three studied farming system (P= permaculture, O= organic, C= conventional farms, n=5) in August, 2020.

Shannon diversity index average was highest in permaculture farms in May, while in the organic farms in July and August, 2020. Both in July and August permaculture farms had lowest average. Average taxon number values showed the same trend (Table 1.)

**Table 1.** Average Shannon diversity and taxon number of pollinators in the three studied farming systems with standard deviations during samplings in 2020 may, july and august (n=5). P=Permaculture farms, O=Organic farms, C=Conventional farms.

Sampling date	May	May	May	July	July	July	August	August	August
Farming system	P	O	C	P	O	C	P	O	C
<b>Taxon number</b> (MEAN ± SD)	4.40 ± 1.14	4.00 ± 1.22	2.40 ± 1.34	4.00 ± 1.22	4.20 ± 0.84	3.20 ± 1.10	1.80 ± 0.84	3.00 ± 0.71	2.00 ± 1.41
<b>Shannon</b> <b>diversity</b> (MEAN ± SD)	0.85 ± 0.47	0.70 ± 0.32	0.58 ± 0.54	0.55 ± 0.28	0.68 ± 0.26	0.65 ± 0.28	0.14 ± 0.24	0.45 ± 0.24	0.40 ± 0.55

## 4. Discussion

Our results show that the abundance of some pollinator taxonomic groups was highest in case of permaculture farms and in some cases even significant differences were found (e.g. Apidae and Total number of pollinators taxonomic groups). On the other hand regarding taxonomic group Shannon diversity of the pollinator communities, we could not detect any significant difference between the farming types. However it is important to further investigate factors that could influence the results (flower resources for pollinators, environment and habitats on and around the farms, landscape heterogeneity, farm management like used plant protection agents etc.) [22-26] . In our pilot study, we have found similar patterns in 2019 with only three farms, although we have

expected greater differences in the diversity of pollinators [27] which is in line with what we explored in the biodiversity theme during sustainability assessment of permaculture farms compared to organic and conventional farms [28]. Pollinator communities and biodiversity were richer and more abundant with agrienvironment management schemes in a previous study [29]. In an other study, the authors found that organic farming should be mainly in mosaic landscapes to provide biodiversity, where the yield differences are lower between conventional and organic crops [30, 31]. Besides environmental factors, sampling method and circumstances of sampling (weather, time of sampling during the day etc.) could also potentially influence the results, moreover the relatively low sample size (15 farms, 5-5 farm from each farm type) is also an issue for the statistical analysis and our analyses showed that with a greater sample size and a more robust database we could have probably found more significant statistical results.

## 5. Conclusions

Based on the pollinator abundance data we suggest that permaculture farms could provide favorable conditions for pollinators, specially for Apidae taxon. We emphasize that besides measuring ecological indicators and conditions we have to investigate the attitude of farmers as it determines farm management decisions. We plan to expand our research into this direction and also link our field research with ecosystem service delivery of the farm.

**Acknowledgments:** We would like to thank for participating farmers for the opportunity to conduct this research in their farms. Supported by the ÚNKP-20-2-I New National Excellence Program of the Ministry for Innovation and Technology from the source of the National Research, Development and Innovation Fund.

**Author Contributions:** Alfréd Szilágyi and Miklós Sárospataki conceived and designed the experiments; Alfréd Szilágyi and Fanni Mészáros performed the experiments; Alfréd Szilágyi and Róbert Kun analyzed the data; Alfréd Szilágyi, Fanni Mészáros, Miklós Sárospataki and Róbert Kun wrote the paper.

**Conflicts of Interest:** The authors declare no conflict of interest. The founding sponsors had no role in the design of the study; in the collection, analyses, or interpretation of data; in the writing of the manuscript, and in the decision to publish the results.

## Abbreviations

The following abbreviations are used in this manuscript:

P: permaculture farm; O: organic farm; C: conventional farm; SD: standard deviation

## Appendix

**Table 2.** Registered number of pollinators during samplings in May, July and August, 2020. P=Permaculture farms, O=Organic farms, C=Conventional farms.

Sampling date	Farm	Apis mellifera	Bombus terrestris	Bombus lapidaris	Bombus pascuorum	Other bees	Sphingidae	Papilionidae	Pieridae	Lycanidae	Satyridae	Nymphalidae	Other lepidopterans	Syrphidae	Other pollinators
May	P1	41	7	1	0	11	0	0	2	0	0	0	0	11	8
May	P2	1	0	0	0	6	0	0	0	4	0	1	0	9	5
May	P3	100	100	100	0	43	0	0	1	1	0	1	0	26	12
May	P4	66	0	0	0	20	0	0	0	0	0	0	0	5	4
May	P5	4	0	0	0	0	0	0	0	0	1	0	0	4	1
May	O1	17	1	8	0	21	0	0	0	1	0	0	1	9	13

May	O2	6	0	0	0	16	0	0	0	1	0	0	0	2	11
May	O3	60	0	1	0	7	0	0	0	0	0	6	0	13	2
May	O4	19	0	0	0	4	0	0	0	0	0	1	0	0	0
May	O5	36	31	0	0	13	0	0	0	4	0	4	0	1	8
May	C1	0	0	0	0	2	0	0	0	0	0	0	0	1	2
May	C2	0	0	0	0	1	0	0	0	0	0	0	0	0	0
May	C3	2	0	0	0	10	0	0	0	0	2	0	0	5	1
May	C4	0	0	0	0	1	0	0	0	0	0	0	0	0	0
May	C5	10	5	0	1	40	0	0	0	0	0	0	0	26	6
July	P1	6	0	0	0	54	0	0	0	0	1	0	0	5	7
July	P2	19	50	5	0	11	0	0	1	0	0	0	0	0	0
July	P3	100	30	12	0	43	0	0	4	10	0	0	0	9	7
July	P4	15	14	0	0	14	0	0	1	0	2	0	0	15	0
July	P5	40	2	0	0	5	0	0	3	0	1	0	0	3	3
July	O1	100	4	0	0	34	0	0	1	0	0	0	1	26	13
July	O2	2	1	0	0	11	0	0	0	0	0	0	0	3	2
July	O3	100	4	0	0	15	0	0	0	0	1	0	0	3	2
July	O4	23	1	0	0	7	0	0	2	0	0	0	0	3	3
July	O5	12	0	0	0	18	0	0	1	3	0	0	0	8	1
July	C1	100	23	1	0	52	0	0	1	0	0	0	0	19	1
July	C2	25	0	0	0	27	0	0	0	0	0	0	0	10	0
July	C3	3	0	0	0	19	0	0	0	0	0	0	0	11	0
July	C4	19	9	0	0	8	0	0	1	0	0	0	0	10	1
July	C5	7	3	1	0	3	0	0	2	0	0	0	0	4	3
August	P1	0	0	0	0	10	0	0	1	1	0	0	0	0	0
August	P2	90	0	0	0	0	0	0	1	0	0	0	0	0	0
August	P3	30	0	0	0	25	0	0	0	0	0	0	0	0	0
August	P4	84	0	0	0	6	0	0	0	0	0	1	0	0	0
August	P5	100	3	0	0	0	0	0	0	0	0	0	0	0	0
August	O1	83	0	0	0	0	0	0	1	0	0	0	0	0	1
August	O2	50	20	1	0	0	0	0	30	0	2	0	0	0	0
August	O3	39	0	0	0	19	0	0	2	0	1	0	0	0	6
August	O4	2	0	0	0	0	0	0	0	0	1	0	0	0	0
August	O5	20	0	0	0	20	0	0	2	0	0	1	0	0	0
August	C1	0	0	0	0	0	0	0	0	0	0	0	0	0	0
August	C2	9	0	0	0	0	0	0	0	0	0	0	0	0	0
August	C3	2	0	0	0	1	0	0	0	0	0	0	0	0	0
August	C4	10	0	0	0	0	0	1	3	0	0	0	0	0	1
August	C5	1	0	0	0	0	0	0	2	0	0	0	0	0	1

## References

1. Dale, V. H.; Polasky, S. Measures of the effects of agricultural practices on ecosystem services. *Ecol. econ.* **2007**, *64*(2), 286-296.
2. Potts, S. G.; Biesmeijer, J. C.; Kremen, C.; Neumann, P.; Schweiger, O.; Kunin W. E. Global pollinator declines: trends, impacts and drivers. *Trends in Ecol. and Evol.* **2010**, *25*(6), 345-353.
3. Holzschuh, A.; Steffan-Dewenter, I.; Kleijn, D.; Tschamtkke, T. Diversity of flower-visiting bees in cereal fields: effects of farming system, landscape composition and regional context. *J. of Appl. Ecol.* **2006**, *44*(1), 41-49.

4. Kremen, C.; Williams N.M.; Thorp W.R. Crop pollination from native bees at risk from agricultural intensification. *Proc. Natl. Acad. Sci. U. S. A.* **2002**, *99*, 16812–16816
5. Boreux V.; Kushalappa, C.G.; Vaast, P.; Ghazoul, J. Interactive effects among ecosystem services and management practices on crop production: pollination in coffee agroforestry systems. *Proc. Natl. Acad. Sci. U. S. A.* **2013**, *110*, pp. 8387–8392.
6. Kennedy, C. M.; Lonsdorf, E.; Neel, M. C.; Williams, N. M.; Ricketts, T. H.; Winfree, R.; Kremen, C. A global quantitative synthesis of local and landscape effects on wild bee pollinators in agroecosystems. *Ecol. Let.* **2013**, *16*(5), 584–599.
7. Kremen, C.; Miles, A. Ecosystem services in biologically diversified versus conventional farming systems: benefits, externalities, and trade-offs. *Ecol. and Soc.* **2012**, *17*, 4, 40. pp. 1–25.
8. Gallai, N.; Salles, J.-M.; Settele, J.; Vaissiére, B.E. Economic valuation of the vulnerability of world agriculture confronted with pollinator decline. *Ecol. Econ.* **2009**, *68*(3), 810–821.
9. Ollerton, J.; Winfree, R.; Tarrant, S. How many flowering plants are pollinated by animals? *Oikos* **2011**, *120*: 321–326.
10. Breeze, T. D.; Bailey, A. P.; Balcombe, K. G.; Potts, S. G. Pollination services in the UK: how important are honey bees? *Agric., Ecosyst. and Env.* **2011**, *142* (3–4). pp. 137–143
11. Bihaly Á., Vaskor D., Lajos K., Sárospataki M. Effect of semi-natural habitat patches on the pollinator assemblages of sunflower in an intensive agricultural landscape. *Hun. J. of Landsc. Ecol.* **2018**, *16* (1), 45–52.
12. Földesi R.; Kovács-Hostyánszki A.; Kőrösi Á.; Somay L.; Elek Z.; Markó V.; Sárospataki M.; Bakos R.; Varga Á.; Nyisztor K; Báldi A. Relationships between wild bees, hoverflies and pollination success in apple orchards with different landscape contexts. *Agric. and Forest Ent.* **2016**, *18*, 68–75.
13. UNEP. UNEP Emerging Issues: Global Honey Bee Colony Disorder and Other Threats to Insect Pollinators. United Nations Environment Programme, **2010**.
14. Kovács-Hostyánszki A. Beporzók, beporzás, élelmiszertermelés – az IPBES első tematikus tanulmányának fő üzenetei. *Természetvédelmi Közlemények* **2019**, *25*, pp. 142–156,
15. Crowder, D. W.; Jabbour, R. Relationships between biodiversity and biological control in ecosystems: Current status and future challenges. *Biol. Control.* **2014**, *75*, 8–17.
16. Goulson, D.; Lye, G. C.; Darvill, B. Decline and conservation of bumble bees. *Ann. Rev. Entomol.*, **2008**, *53*: 191–208.
17. Tilman, D.; Cassman, K. G.; Matson, P. A.; Naylor, R.; Polasky, S. Agricultural sustainability and intensive production practices. *Nature* **2002**, *418*(6898), 671–677.
18. Mollison, B. *Permaculture, A Designer's Manual*. Tagari Publications, Sisters Creek, **1988**, 565 p.
19. Holmgren, D. *Permaculture, Principles & Pathways Beyond Sustainability*. Permanent Publications, Hampshire, **2002**, 286 pp.
20. Whitefield, P. *The Earth Care Manual, A Permaculture Handbook for Britain & Other Temperate Climates*. Permanent Publications, Hampshire, **2004**, 469 p
21. R Core Team, R: A Language and Environment for Statistical Computing. R Foundation for Statistical Computing, Vienna, **2018**
22. Adhikari, S.; Burkle, L. A.; O'Neill, K. M.; Weaver, D. K.; Delphia; C. M., Menalled; F. D. Dryland Organic Farming Partially Offsets Negative Effects of Highly Simplified Agricultural Landscapes on Forbs, Bees, and Bee-Flower Networks. *Env. Ent.* **2019**, *48*:4, p. 826–835
23. Benjamin, E. F.; Reilly, J. R.; Winfree, R. Pollinator body size mediates the scale at which land use drives crop pollination services. *J Appl Ecol.* **2014** *51*, 440–449.
24. Nicholls, C.I.; Altieri, M. A. Plant biodiversity enhances bees and other insect pollinators in agroecosystems. A review. *Agron. Sustain. Dev.* **2013**, *33*, 257–274.
25. Rands, S.A.; Whitney, H.M. Effects of pollinator density-dependent preferences on field margin visitations in the midst of agricultural monocultures: A modelling approach. *Ecol. Model.* **2010**, *221*(9), 1310–1316.
26. Westphal, C.; Steffan-Dewenter, I.; Tschamtkke, T. Mass flowering crops enhance pollinator densities at a landscape scale. *Ecol. Let.* **2003**, *6*(11), 961–965.
27. Szilágyi, A.; Mészáros, F.; Kun, R.; Sárospataki, R. Pollinator communities in conventional, organic and permaculture farms on Szentendre Island, Hungary: an explorative case study. In: Celkova, A. (ed) 26th International Poster Day and Institute of Hydrology Open Day, 6 November 2019, Slovakia, **2019**, 232–241.
28. Szilágyi, A.; Podmaniczky, L.; Mészáros, D. Environmental sustainability performance of conventional, organic and permaculture farms. *Tájökológiai Lapok* **2018**, *16*, 2, 97–112.
29. Batáry, P.; Báldi, A.; Kleijn, D.; Tschamtkke, T. Landscape-moderated biodiversity effects of agri-environmental management: a meta-analysis. *Proc. of the Roy Soc B-Biol Sci.* **2011**, *278*(1713), 1894–1902.

30. Gabriel, D.; Sait, M.S.; Kunin, E., M.; Benton, G.T. Food production vs. biodiversity: comparing organic and conventional agriculture. *J. of Appl. Ecol.* **2013**, *50*, 355–364.
31. Garibaldi, L.; Carvalheiro, L.; Vaissière, B.; Gemmill-Herren, B.; Hipólito, J.; Freitas, B.; Ngo, H. T.; Azzu, N.; Saez, A.; Åström, J.; An, J.; Blochtein, B.; Buchori, D.; Chamorro, F.; Silva, F.; Devkota, K.; Ribeiro, M.; Freitas, L.; Gaglianone, M. C.; Zhang, H. Mutually beneficial pollinator diversity and crop yield outcomes in small and large farms. *Science* **2016**, *351*, 388-391.

© 2020 by the authors; licensee MDPI, Basel, Switzerland. This article is an open access article distributed under the terms and conditions of the Creative Commons by Attribution (CC-BY) license (<http://creativecommons.org/licenses/by/4.0/>).

